



Full wwPDB EM Validation Report ⓘ

Oct 14, 2024 – 05:57 PM JST

PDB ID : 7DZ7
EMDB ID : EMD-30925
Title : State transition supercomplex PSI-LHCI-LHCII from double phosphatase mutant pph1;pbcp of green alga *Chlamydomonas reinhardtii*
Authors : Pan, X.W.; Li, A.J.; Liu, Z.F.; Li, M.
Deposited on : 2021-01-23
Resolution : 2.84 Å(reported)

This is a Full wwPDB EM Validation Report for a publicly released PDB entry.

We welcome your comments at validation@mail.wwpdb.org

A user guide is available at

<https://www.wwpdb.org/validation/2017/EMValidationReportHelp>
with specific help available everywhere you see the ⓘ symbol.

The types of validation reports are described at

<http://www.wwpdb.org/validation/2017/FAQs#types>.

The following versions of software and data (see [references ⓘ](#)) were used in the production of this report:

EMDB validation analysis : 0.0.1.dev113
Mogul : 1.8.5 (274361), CSD as541be (2020)
MolProbity : 4.02b-467
buster-report : 1.1.7 (2018)
Percentile statistics : 20231227.v01 (using entries in the PDB archive December 27th 2023)
MapQ : 1.9.13
Ideal geometry (proteins) : Engh & Huber (2001)
Ideal geometry (DNA, RNA) : Parkinson et al. (1996)
Validation Pipeline (wwPDB-VP) : 2.39

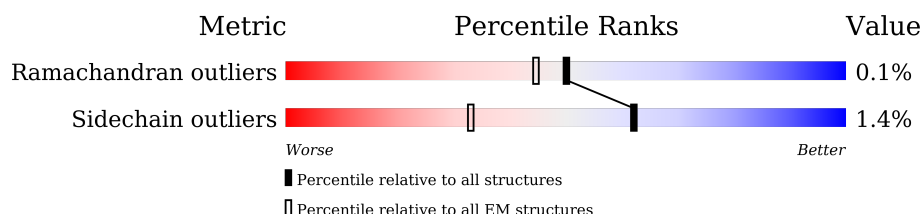
1 Overall quality at a glance

The following experimental techniques were used to determine the structure:

ELECTRON MICROSCOPY

The reported resolution of this entry is 2.84 Å.

Percentile scores (ranging between 0-100) for global validation metrics of the entry are shown in the following graphic. The table shows the number of entries on which the scores are based.



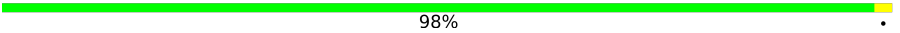



















Metric	Whole archive (#Entries)	EM structures (#Entries)
Ramachandran outliers	207382	16835
Sidechain outliers	206894	16415

The table below summarises the geometric issues observed across the polymeric chains and their fit to the map. The red, orange, yellow and green segments of the bar indicate the fraction of residues that contain outliers for ≥ 3 , 2, 1 and 0 types of geometric quality criteria respectively. A grey segment represents the fraction of residues that are not modelled. The numeric value for each fraction is indicated below the corresponding segment, with a dot representing fractions $\leq 5\%$. The upper red bar (where present) indicates the fraction of residues that have poor fit to the EM map (all-atom inclusion $< 40\%$). The numeric value is given above the bar.

Mol	Chain	Length	Quality of chain
1	A	751	
2	B	735	
3	C	81	
4	D	196	
5	E	97	
6	F	227	
7	G	126	
8	H	130	
9	I	106	

Continued on next page...

Continued from previous page...

Mol	Chain	Length	Quality of chain
10	J	41	
11	K	113	
12	L	196	
13	O	126	
14	1	228	
14	a	228	
15	2	246	
16	3	298	
17	4	264	
18	5	257	
19	6	257	
20	7	241	
21	8	243	
22	9	213	
23	W	249	
23	X	249	
24	U	257	
24	Y	257	
25	Z	256	
26	V	268	

The following table lists non-polymeric compounds, carbohydrate monomers and non-standard residues in protein, DNA, RNA chains that are outliers for geometric or electron-density-fit criteria:

Mol	Type	Chain	Res	Chirality	Geometry	Clashes	Electron density
27	CLA	1	602	X	-	-	-
27	CLA	1	603	X	-	-	-
27	CLA	1	604	X	-	-	-

Continued on next page...

Continued from previous page...

Mol	Type	Chain	Res	Chirality	Geometry	Clashes	Electron density
27	CLA	1	606	X	-	-	-
27	CLA	1	607	X	-	-	-
27	CLA	1	608	X	-	-	-
27	CLA	1	609	X	-	-	-
27	CLA	1	610	X	-	-	-
27	CLA	1	611	X	-	-	-
27	CLA	1	612	X	-	-	-
27	CLA	1	613	X	-	-	-
27	CLA	1	614	X	-	-	-
27	CLA	1	616	X	-	-	-
27	CLA	2	601	X	-	-	-
27	CLA	2	602	X	-	-	-
27	CLA	2	603	X	-	-	-
27	CLA	2	604	X	-	-	-
27	CLA	2	606	X	-	-	-
27	CLA	2	607	X	-	-	-
27	CLA	2	609	X	-	-	-
27	CLA	2	610	X	-	-	-
27	CLA	2	611	X	-	-	-
27	CLA	2	612	X	-	-	-
27	CLA	2	613	X	-	-	-
27	CLA	2	614	X	-	-	-
27	CLA	2	616	X	-	-	-
27	CLA	3	602	X	-	-	-
27	CLA	3	603	X	-	-	-
27	CLA	3	604	X	-	-	-
27	CLA	3	606	X	-	-	-
27	CLA	3	607	X	-	-	-
27	CLA	3	608	X	-	-	-
27	CLA	3	609	X	-	-	-
27	CLA	3	610	X	-	-	-
27	CLA	3	611	X	-	-	-
27	CLA	3	612	X	-	-	-
27	CLA	3	613	X	-	-	-
27	CLA	3	614	X	-	-	-
27	CLA	3	615	X	-	-	-
27	CLA	3	617	X	-	-	-
27	CLA	4	601	X	-	-	-
27	CLA	4	602	X	-	-	-
27	CLA	4	603	X	-	-	-
27	CLA	4	604	X	-	-	-
27	CLA	4	606	X	-	-	-

Continued on next page...

Continued from previous page...

Mol	Type	Chain	Res	Chirality	Geometry	Clashes	Electron density
27	CLA	4	607	X	-	-	-
27	CLA	4	608	X	-	-	-
27	CLA	4	609	X	-	-	-
27	CLA	4	610	X	-	-	-
27	CLA	4	611	X	-	-	-
27	CLA	4	612	X	-	-	-
27	CLA	4	613	X	-	-	-
27	CLA	4	614	X	-	-	-
27	CLA	4	616	X	-	-	-
27	CLA	4	618	X	-	-	-
27	CLA	5	601	X	-	-	-
27	CLA	5	603	X	-	-	-
27	CLA	5	604	X	-	-	-
27	CLA	5	607	X	-	-	-
27	CLA	5	608	X	-	-	-
27	CLA	5	609	X	-	-	-
27	CLA	5	610	X	-	-	-
27	CLA	5	611	X	-	-	-
27	CLA	5	612	X	-	-	-
27	CLA	5	613	X	-	-	-
27	CLA	5	614	X	-	-	-
27	CLA	5	616	X	-	-	-
27	CLA	5	617	X	-	-	-
27	CLA	5	618	X	-	-	-
27	CLA	5	619	X	-	-	-
27	CLA	6	601	X	-	-	-
27	CLA	6	602	X	-	-	-
27	CLA	6	603	X	-	-	-
27	CLA	6	606	X	-	-	-
27	CLA	6	607	X	-	-	-
27	CLA	6	608	X	-	-	-
27	CLA	6	609	X	-	-	-
27	CLA	6	610	X	-	-	-
27	CLA	6	611	X	-	-	-
27	CLA	6	612	X	-	-	-
27	CLA	6	613	X	-	-	-
27	CLA	6	614	X	-	-	-
27	CLA	6	616	X	-	-	-
27	CLA	6	617	X	-	-	-
27	CLA	6	618	X	-	-	-
27	CLA	6	620	X	-	-	-
27	CLA	7	601	X	-	-	-

Continued on next page...

Continued from previous page...

Mol	Type	Chain	Res	Chirality	Geometry	Clashes	Electron density
27	CLA	7	602	X	-	-	-
27	CLA	7	603	X	-	-	-
27	CLA	7	604	X	-	-	-
27	CLA	7	607	X	-	-	-
27	CLA	7	608	X	-	-	-
27	CLA	7	609	X	-	-	-
27	CLA	7	610	X	-	-	-
27	CLA	7	611	X	-	-	-
27	CLA	7	612	X	-	-	-
27	CLA	7	613	X	-	-	-
27	CLA	7	614	X	-	-	-
27	CLA	7	615	X	-	-	-
27	CLA	7	616	X	-	-	-
27	CLA	8	601	X	-	-	-
27	CLA	8	602	X	-	-	-
27	CLA	8	603	X	-	-	-
27	CLA	8	604	X	-	-	-
27	CLA	8	606	X	-	-	-
27	CLA	8	607	X	-	-	-
27	CLA	8	608	X	-	-	-
27	CLA	8	609	X	-	-	-
27	CLA	8	610	X	-	-	-
27	CLA	8	611	X	-	-	-
27	CLA	8	612	X	-	-	-
27	CLA	8	613	X	-	-	-
27	CLA	8	614	X	-	-	-
27	CLA	8	616	X	-	-	-
27	CLA	9	601	X	-	-	-
27	CLA	9	603	X	-	-	-
27	CLA	9	604	X	-	-	-
27	CLA	9	606	X	-	-	-
27	CLA	9	609	X	-	-	-
27	CLA	9	610	X	-	-	-
27	CLA	9	611	X	-	-	-
27	CLA	9	612	X	-	-	-
27	CLA	9	613	X	-	-	-
27	CLA	9	614	X	-	-	-
27	CLA	A	801	X	-	-	-
27	CLA	A	802	X	-	-	-
27	CLA	A	803	X	-	-	-
27	CLA	A	804	X	-	-	-
27	CLA	A	806	X	-	-	-

Continued on next page...

Continued from previous page...

Mol	Type	Chain	Res	Chirality	Geometry	Clashes	Electron density
27	CLA	A	807	X	-	-	-
27	CLA	A	809	X	-	-	-
27	CLA	A	810	X	-	-	-
27	CLA	A	811	X	-	-	-
27	CLA	A	812	X	-	-	-
27	CLA	A	813	X	-	-	-
27	CLA	A	814	X	-	-	-
27	CLA	A	815	X	-	-	-
27	CLA	A	816	X	-	-	-
27	CLA	A	819	X	-	-	-
27	CLA	A	820	X	-	-	-
27	CLA	A	821	X	-	-	-
27	CLA	A	822	X	-	-	-
27	CLA	A	823	X	-	-	-
27	CLA	A	824	X	-	-	-
27	CLA	A	825	X	-	-	-
27	CLA	A	826	X	-	-	-
27	CLA	A	827	X	-	-	-
27	CLA	A	828	X	-	-	-
27	CLA	A	829	X	-	-	-
27	CLA	A	830	X	-	-	-
27	CLA	A	831	X	-	-	-
27	CLA	A	832	X	-	-	-
27	CLA	A	833	X	-	-	-
27	CLA	A	834	X	-	-	-
27	CLA	A	836	X	-	-	-
27	CLA	A	838	X	-	-	-
27	CLA	A	839	X	-	-	-
27	CLA	A	841	X	-	-	-
27	CLA	A	842	X	-	-	-
27	CLA	A	843	X	-	-	-
27	CLA	A	845	X	-	-	-
27	CLA	A	854	X	-	-	-
27	CLA	B	802	X	-	-	-
27	CLA	B	803	X	-	-	-
27	CLA	B	804	X	-	-	-
27	CLA	B	805	X	-	-	-
27	CLA	B	806	X	-	-	-
27	CLA	B	808	X	-	-	-
27	CLA	B	809	X	-	-	-
27	CLA	B	810	X	-	-	-
27	CLA	B	811	X	-	-	-

Continued on next page...

Continued from previous page...

Mol	Type	Chain	Res	Chirality	Geometry	Clashes	Electron density
27	CLA	B	812	X	-	-	-
27	CLA	B	813	X	-	-	-
27	CLA	B	814	X	-	-	-
27	CLA	B	815	X	-	-	-
27	CLA	B	816	X	-	-	-
27	CLA	B	817	X	-	-	-
27	CLA	B	819	X	-	-	-
27	CLA	B	820	X	-	-	-
27	CLA	B	821	X	-	-	-
27	CLA	B	823	X	-	-	-
27	CLA	B	824	X	-	-	-
27	CLA	B	826	X	-	-	-
27	CLA	B	827	X	-	-	-
27	CLA	B	828	X	-	-	-
27	CLA	B	829	X	-	-	-
27	CLA	B	830	X	-	-	-
27	CLA	B	831	X	-	-	-
27	CLA	B	833	X	-	-	-
27	CLA	B	834	X	-	-	-
27	CLA	B	835	X	-	-	-
27	CLA	B	836	X	-	-	-
27	CLA	B	839	X	-	-	-
27	CLA	B	840	X	-	-	-
27	CLA	B	841	X	-	-	-
27	CLA	F	301	X	-	-	-
27	CLA	G	203	X	-	-	-
27	CLA	G	204	X	-	-	-
27	CLA	H	202	X	-	-	-
27	CLA	J	101	X	-	-	-
27	CLA	K	201	X	-	-	-
27	CLA	K	204	X	-	-	-
27	CLA	K	206	X	-	-	-
27	CLA	L	302	X	-	-	-
27	CLA	L	304	X	-	-	-
27	CLA	L	306	X	-	-	-
27	CLA	L	307	X	-	-	-
27	CLA	O	2001	X	-	-	-
27	CLA	O	2002	X	-	-	-
27	CLA	O	2003	X	-	-	-
27	CLA	U	602	X	-	-	-
27	CLA	U	603	X	-	-	-
27	CLA	U	604	X	-	-	-

Continued on next page...

Continued from previous page...

Mol	Type	Chain	Res	Chirality	Geometry	Clashes	Electron density
27	CLA	U	610	X	-	-	-
27	CLA	U	611	X	-	-	-
27	CLA	U	612	X	-	-	-
27	CLA	U	613	X	-	-	-
27	CLA	U	614	X	-	-	-
27	CLA	V	602	X	-	-	-
27	CLA	V	603	X	-	-	-
27	CLA	V	604	X	-	-	-
27	CLA	V	610	X	-	-	-
27	CLA	V	611	X	-	-	-
27	CLA	V	612	X	-	-	-
27	CLA	V	613	X	-	-	-
27	CLA	V	614	X	-	-	-
27	CLA	W	602	X	-	-	-
27	CLA	W	603	X	-	-	-
27	CLA	W	604	X	-	-	-
27	CLA	W	610	X	-	-	-
27	CLA	W	611	X	-	-	-
27	CLA	W	612	X	-	-	-
27	CLA	W	613	X	-	-	-
27	CLA	W	614	X	-	-	-
27	CLA	X	602	X	-	-	-
27	CLA	X	603	X	-	-	-
27	CLA	X	604	X	-	-	-
27	CLA	X	610	X	-	-	-
27	CLA	X	611	X	-	-	-
27	CLA	X	612	X	-	-	-
27	CLA	X	613	X	-	-	-
27	CLA	X	614	X	-	-	-
27	CLA	Y	602	X	-	-	-
27	CLA	Y	603	X	-	-	-
27	CLA	Y	604	X	-	-	-
27	CLA	Y	610	X	-	-	-
27	CLA	Y	611	X	-	-	-
27	CLA	Y	612	X	-	-	-
27	CLA	Y	613	X	-	-	-
27	CLA	Y	614	X	-	-	-
27	CLA	Z	602	X	-	-	-
27	CLA	Z	603	X	-	-	-
27	CLA	Z	604	X	-	-	-
27	CLA	Z	610	X	-	-	-
27	CLA	Z	611	X	-	-	-

Continued on next page...

Continued from previous page...

Mol	Type	Chain	Res	Chirality	Geometry	Clashes	Electron density
27	CLA	Z	612	X	-	-	-
27	CLA	Z	613	X	-	-	-
27	CLA	Z	614	X	-	-	-
27	CLA	a	602	X	-	-	-
27	CLA	a	603	X	-	-	-
27	CLA	a	604	X	-	-	-
27	CLA	a	606	X	-	-	-
27	CLA	a	607	X	-	-	-
27	CLA	a	608	X	-	-	-
27	CLA	a	609	X	-	-	-
27	CLA	a	610	X	-	-	-
27	CLA	a	611	X	-	-	-
27	CLA	a	612	X	-	-	-
27	CLA	a	613	X	-	-	-
27	CLA	a	614	X	-	-	-
27	CLA	a	616	X	-	-	-
38	CHL	U	601	X	-	-	-
38	CHL	U	605	X	-	-	-
38	CHL	U	606	X	-	-	-
38	CHL	U	607	X	-	-	-
38	CHL	U	608	X	-	-	-
38	CHL	U	609	X	-	-	-
38	CHL	V	601	X	-	-	-
38	CHL	V	605	X	-	-	-
38	CHL	V	606	X	-	-	-
38	CHL	V	607	X	-	-	-
38	CHL	V	608	X	-	-	-
38	CHL	V	609	X	-	-	-
38	CHL	W	601	X	-	-	-
38	CHL	W	605	X	-	-	-
38	CHL	W	606	X	-	-	-
38	CHL	W	607	X	-	-	-
38	CHL	W	608	X	-	-	-
38	CHL	W	609	X	-	-	-
38	CHL	X	601	X	-	-	-
38	CHL	X	605	X	-	-	-
38	CHL	X	606	X	-	-	-
38	CHL	X	607	X	-	-	-
38	CHL	X	608	X	-	-	-
38	CHL	X	609	X	-	-	-
38	CHL	Y	601	X	-	-	-
38	CHL	Y	605	X	-	-	-

Continued on next page...

Continued from previous page...

Mol	Type	Chain	Res	Chirality	Geometry	Clashes	Electron density
38	CHL	Y	606	X	-	-	-
38	CHL	Y	607	X	-	-	-
38	CHL	Y	608	X	-	-	-
38	CHL	Y	609	X	-	-	-
38	CHL	Z	601	X	-	-	-
38	CHL	Z	605	X	-	-	-
38	CHL	Z	606	X	-	-	-
38	CHL	Z	607	X	-	-	-
38	CHL	Z	608	X	-	-	-
38	CHL	Z	609	X	-	-	-

2 Entry composition

There are 38 unique types of molecules in this entry. The entry contains 69647 atoms, of which 0 are hydrogens and 0 are deuteriums.

In the tables below, the AltConf column contains the number of residues with at least one atom in alternate conformation and the Trace column contains the number of residues modelled with at most 2 atoms.

- Molecule 1 is a protein called Photosystem I P700 chlorophyll a apoprotein A1.

Mol	Chain	Residues	Atoms					AltConf	Trace
1	A	741	Total	C	N	O	S	0	0
			5819	3805	993	999	22		

- Molecule 2 is a protein called Photosystem I P700 chlorophyll a apoprotein A2.

Mol	Chain	Residues	Atoms					AltConf	Trace
2	B	733	Total	C	N	O	S	0	0
			5824	3825	977	1004	18		

- Molecule 3 is a protein called Photosystem I iron-sulfur center.

Mol	Chain	Residues	Atoms					AltConf	Trace
3	C	80	Total	C	N	O	S	0	0
			600	369	103	116	12		

- Molecule 4 is a protein called Photosystem I reaction center subunit II, chloroplastic.

Mol	Chain	Residues	Atoms					AltConf	Trace
4	D	143	Total	C	N	O	S	0	0
			1124	719	199	199	7		

- Molecule 5 is a protein called Photosystem I reaction center subunit IV, chloroplastic.

Mol	Chain	Residues	Atoms				AltConf	Trace
5	E	63	Total	C	N	O	0	0
			496	316	87	93		

- Molecule 6 is a protein called Photosystem I reaction center subunit III, chloroplastic.

Mol	Chain	Residues	Atoms					AltConf	Trace
6	F	165	Total	C	N	O	S	0	0
			1265	817	213	232	3		

- Molecule 7 is a protein called Photosystem I reaction center subunit V, chloroplastic.

Mol	Chain	Residues	Atoms				AltConf	Trace
7	G	94	Total	C	N	O	0	0
			699	449	118	132		

- Molecule 8 is a protein called Photosystem I reaction center subunit VI, chloroplastic.

Mol	Chain	Residues	Atoms					AltConf	Trace
8	H	100	Total	C	N	O	S	0	0
			776	482	138	154	2		

- Molecule 9 is a protein called Photosystem I reaction center subunit VIII.

Mol	Chain	Residues	Atoms					AltConf	Trace
9	I	42	Total	C	N	O	S	0	0
			316	217	45	53	1		

- Molecule 10 is a protein called Photosystem I reaction center subunit IX.

Mol	Chain	Residues	Atoms					AltConf	Trace
10	J	41	Total	C	N	O	S	0	0
			337	231	47	58	1		

- Molecule 11 is a protein called Photosystem I reaction center subunit psaK, chloroplastic.

Mol	Chain	Residues	Atoms					AltConf	Trace
11	K	86	Total	C	N	O	S	0	0
			582	370	100	110	2		

- Molecule 12 is a protein called PSI subunit V.

Mol	Chain	Residues	Atoms					AltConf	Trace
12	L	159	Total	C	N	O	S	0	0
			1161	757	189	212	3		

- Molecule 13 is a protein called Photosystem I subunit O.

Mol	Chain	Residues	Atoms				AltConf	Trace
13	O	97	Total	C	N	O	0	0
			758	503	123	132		

- Molecule 14 is a protein called Chlorophyll a-b binding protein, chloroplastic.

Mol	Chain	Residues	Atoms					AltConf	Trace
14	a	194	Total	C	N	O	S	0	0
			1444	941	240	260	3		
14	1	194	Total	C	N	O	S	0	0
			1444	941	240	260	3		

- Molecule 15 is a protein called Chlorophyll a-b binding protein, chloroplastic.

Mol	Chain	Residues	Atoms					AltConf	Trace
15	2	217	Total	C	N	O	S	0	0
			1682	1094	274	304	10		

- Molecule 16 is a protein called Chlorophyll a-b binding protein, chloroplastic.

Mol	Chain	Residues	Atoms					AltConf	Trace
16	3	220	Total	C	N	O	S	0	0
			1678	1097	270	303	8		

- Molecule 17 is a protein called Chlorophyll a-b binding protein, chloroplastic.

Mol	Chain	Residues	Atoms					AltConf	Trace
17	4	210	Total	C	N	O	S	0	0
			1631	1071	263	292	5		

- Molecule 18 is a protein called Chlorophyll a-b binding protein, chloroplastic.

Mol	Chain	Residues	Atoms					AltConf	Trace
18	5	227	Total	C	N	O	S	0	0
			1774	1154	297	315	8		

- Molecule 19 is a protein called Chlorophyll a-b binding protein, chloroplastic.

Mol	Chain	Residues	Atoms					AltConf	Trace
19	6	230	Total	C	N	O	S	0	0
			1771	1167	293	305	6		

- Molecule 20 is a protein called Chlorophyll a-b binding protein, chloroplastic.

Mol	Chain	Residues	Atoms					AltConf	Trace
20	7	213	Total	C	N	O	S	0	0
			1649	1072	274	297	6		

- Molecule 21 is a protein called Chlorophyll a-b binding protein, chloroplastic.

Mol	Chain	Residues	Atoms					AltConf	Trace
21	8	217	Total	C	N	O	S	0	0
			1649	1073	280	292	4		

- Molecule 22 is a protein called Chlorophyll a-b binding protein, chloroplastic.

Mol	Chain	Residues	Atoms					AltConf	Trace
22	9	183	Total	C	N	O	S	0	0
			1403	909	235	252	7		

- Molecule 23 is a protein called Chlorophyll a-b binding protein, chloroplastic.

Mol	Chain	Residues	Atoms					AltConf	Trace
23	X	220	Total	C	N	O	S	0	0
			1675	1088	273	309	5		
23	W	220	Total	C	N	O	S	0	0
			1671	1085	273	308	5		

- Molecule 24 is a protein called Chlorophyll a-b binding protein, chloroplastic.

Mol	Chain	Residues	Atoms					AltConf	Trace
24	Y	220	Total	C	N	O	S	0	0
			1679	1086	273	315	5		
24	U	219	Total	C	N	O	S	0	0
			1670	1080	272	313	5		

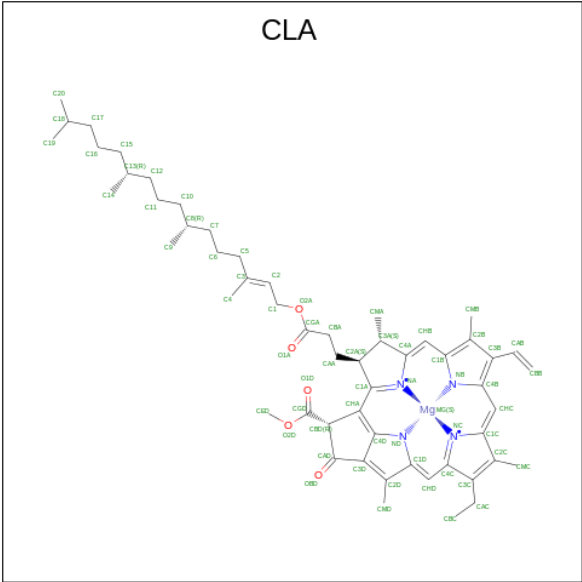
- Molecule 25 is a protein called Chlorophyll a-b binding protein, chloroplastic.

Mol	Chain	Residues	Atoms					AltConf	Trace
25	Z	232	Total	C	N	O	P S	0	0
			1780	1154	291	329	1 5		

- Molecule 26 is a protein called Chlorophyll a-b binding protein, chloroplastic.

Mol	Chain	Residues	Atoms					AltConf	Trace
26	V	238	Total	C	N	O	P S	0	0
			1815	1176	300	333	1 5		

- Molecule 27 is CHLOROPHYLL A (three-letter code: CLA) (formula: $C_{55}H_{72}MgN_4O_5$) (labeled as "Ligand of Interest" by depositor).



Mol	Chain	Residues	Atoms					AltConf
27	A	1	Total	C	Mg	N	O	0
			65	55	1	4	5	
27	A	1	Total	C	Mg	N	O	0
			65	55	1	4	5	
27	A	1	Total	C	Mg	N	O	0
			65	55	1	4	5	
27	A	1	Total	C	Mg	N	O	0
			65	55	1	4	5	
27	A	1	Total	C	Mg	N	O	0
			52	42	1	4	5	
27	A	1	Total	C	Mg	N	O	0
			65	55	1	4	5	
27	A	1	Total	C	Mg	N	O	0
			65	55	1	4	5	
27	A	1	Total	C	Mg	N	O	0
			50	40	1	4	5	
27	A	1	Total	C	Mg	N	O	0
			65	55	1	4	5	
27	A	1	Total	C	Mg	N	O	0
			50	40	1	4	5	
27	A	1	Total	C	Mg	N	O	0
			65	55	1	4	5	
27	A	1	Total	C	Mg	N	O	0
			65	55	1	4	5	
27	A	1	Total	C	Mg	N	O	0
			54	44	1	4	5	
27	A	1	Total	C	Mg	N	O	0
			65	55	1	4	5	

Continued on next page...

Continued from previous page...

Mol	Chain	Residues	Atoms					AltConf
27	A	1	Total	C	Mg	N	O	0
			50	40	1	4	5	
27	A	1	Total	C	Mg	N	O	0
			65	55	1	4	5	
27	A	1	Total	C	Mg	N	O	0
			45	35	1	4	5	
27	A	1	Total	C	Mg	N	O	0
			60	50	1	4	5	
27	A	1	Total	C	Mg	N	O	0
			59	49	1	4	5	
27	A	1	Total	C	Mg	N	O	0
			65	55	1	4	5	
27	A	1	Total	C	Mg	N	O	0
			53	43	1	4	5	
27	A	1	Total	C	Mg	N	O	0
			65	55	1	4	5	
27	A	1	Total	C	Mg	N	O	0
			42	34	1	4	3	
27	A	1	Total	C	Mg	N	O	0
			65	55	1	4	5	
27	A	1	Total	C	Mg	N	O	0
			65	55	1	4	5	
27	A	1	Total	C	Mg	N	O	0
			64	55	1	4	4	
27	A	1	Total	C	Mg	N	O	0
			58	48	1	4	5	
27	A	1	Total	C	Mg	N	O	0
			65	55	1	4	5	
27	A	1	Total	C	Mg	N	O	0
			65	55	1	4	5	
27	A	1	Total	C	Mg	N	O	0
			65	55	1	4	5	
27	A	1	Total	C	Mg	N	O	0
			65	55	1	4	5	
27	A	1	Total	C	Mg	N	O	0
			50	40	1	4	5	
27	A	1	Total	C	Mg	N	O	0
			45	35	1	4	5	
27	A	1	Total	C	Mg	N	O	0
			65	55	1	4	5	
27	A	1	Total	C	Mg	N	O	0
			61	51	1	4	5	

Continued on next page...

Continued from previous page...

Mol	Chain	Residues	Atoms					AltConf
27	A	1	Total 65	C 55	Mg 1	N 4	O 5	0
27	A	1	Total 45	C 35	Mg 1	N 4	O 5	0
27	A	1	Total 50	C 40	Mg 1	N 4	O 5	0
27	A	1	Total 55	C 45	Mg 1	N 4	O 5	0
27	A	1	Total 52	C 42	Mg 1	N 4	O 5	0
27	A	1	Total 65	C 55	Mg 1	N 4	O 5	0
27	A	1	Total 65	C 55	Mg 1	N 4	O 5	0
27	A	1	Total 64	C 54	Mg 1	N 4	O 5	0
27	A	1	Total 50	C 40	Mg 1	N 4	O 5	0
27	A	1	Total 65	C 55	Mg 1	N 4	O 5	0
27	B	1	Total 65	C 55	Mg 1	N 4	O 5	0
27	B	1	Total 65	C 55	Mg 1	N 4	O 5	0
27	B	1	Total 41	C 33	Mg 1	N 4	O 3	0
27	B	1	Total 65	C 55	Mg 1	N 4	O 5	0
27	B	1	Total 65	C 55	Mg 1	N 4	O 5	0
27	B	1	Total 52	C 42	Mg 1	N 4	O 5	0
27	B	1	Total 65	C 55	Mg 1	N 4	O 5	0
27	B	1	Total 65	C 55	Mg 1	N 4	O 5	0
27	B	1	Total 64	C 55	Mg 1	N 4	O 4	0
27	B	1	Total 52	C 43	Mg 1	N 4	O 4	0
27	B	1	Total 43	C 35	Mg 1	N 4	O 3	0

Continued on next page...

Continued from previous page...

Mol	Chain	Residues	Atoms					AltConf
27	B	1	Total	C	Mg	N	O	0
			65	55	1	4	5	
27	B	1	Total	C	Mg	N	O	0
			62	52	1	4	5	
27	B	1	Total	C	Mg	N	O	0
			43	35	1	4	3	
27	B	1	Total	C	Mg	N	O	0
			54	45	1	4	4	
27	B	1	Total	C	Mg	N	O	0
			59	49	1	4	5	
27	B	1	Total	C	Mg	N	O	0
			60	50	1	4	5	
27	B	1	Total	C	Mg	N	O	0
			55	45	1	4	5	
27	B	1	Total	C	Mg	N	O	0
			50	40	1	4	5	
27	B	1	Total	C	Mg	N	O	0
			43	33	1	4	5	
27	B	1	Total	C	Mg	N	O	0
			42	34	1	4	3	
27	B	1	Total	C	Mg	N	O	0
			45	35	1	4	5	
27	B	1	Total	C	Mg	N	O	0
			65	55	1	4	5	
27	B	1	Total	C	Mg	N	O	0
			49	39	1	4	5	
27	B	1	Total	C	Mg	N	O	0
			62	52	1	4	5	
27	B	1	Total	C	Mg	N	O	0
			62	52	1	4	5	
27	B	1	Total	C	Mg	N	O	0
			65	55	1	4	5	
27	B	1	Total	C	Mg	N	O	0
			65	55	1	4	5	
27	B	1	Total	C	Mg	N	O	0
			43	35	1	4	3	
27	B	1	Total	C	Mg	N	O	0
			65	55	1	4	5	
27	B	1	Total	C	Mg	N	O	0
			60	50	1	4	5	
27	B	1	Total	C	Mg	N	O	0
			65	55	1	4	5	

Continued on next page...

Continued from previous page...

Mol	Chain	Residues	Atoms					AltConf
27	B	1	Total	C	Mg	N	O	0
			60	50	1	4	5	
27	B	1	Total	C	Mg	N	O	0
			45	35	1	4	5	
27	B	1	Total	C	Mg	N	O	0
			50	40	1	4	5	
27	B	1	Total	C	Mg	N	O	0
			65	55	1	4	5	
27	B	1	Total	C	Mg	N	O	0
			46	36	1	4	5	
27	B	1	Total	C	Mg	N	O	0
			65	55	1	4	5	
27	B	1	Total	C	Mg	N	O	0
			65	55	1	4	5	
27	B	1	Total	C	Mg	N	O	0
			65	55	1	4	5	
27	F	1	Total	C	Mg	N	O	0
			57	47	1	4	5	
27	F	1	Total	C	Mg	N	O	0
			42	34	1	4	3	
27	F	1	Total	C	Mg	N	O	0
			41	33	1	4	3	
27	G	1	Total	C	Mg	N	O	0
			42	34	1	4	3	
27	G	1	Total	C	Mg	N	O	0
			45	35	1	4	5	
27	H	1	Total	C	Mg	N	O	0
			39	31	1	4	3	
27	H	1	Total	C	Mg	N	O	0
			65	55	1	4	5	
27	J	1	Total	C	Mg	N	O	0
			42	34	1	4	3	
27	K	1	Total	C	Mg	N	O	0
			45	35	1	4	5	
27	K	1	Total	C	Mg	N	O	0
			56	46	1	4	5	
27	K	1	Total	C	Mg	N	O	0
			45	35	1	4	5	
27	K	1	Total	C	Mg	N	O	0
			45	35	1	4	5	
27	L	1	Total	C	Mg	N	O	0
			45	35	1	4	5	

Continued on next page...

Continued from previous page...

Mol	Chain	Residues	Atoms					AltConf
27	L	1	Total	C	Mg	N	O	0
			65	55	1	4	5	
27	L	1	Total	C	Mg	N	O	0
			45	35	1	4	5	
27	L	1	Total	C	Mg	N	O	0
			40	32	1	4	3	
27	L	1	Total	C	Mg	N	O	0
			40	32	1	4	3	
27	O	1	Total	C	Mg	N	O	0
			38	30	1	4	3	
27	O	1	Total	C	Mg	N	O	0
			38	30	1	4	3	
27	O	1	Total	C	Mg	N	O	0
			40	32	1	4	3	
27	a	1	Total	C	Mg	N	O	0
			54	44	1	4	5	
27	a	1	Total	C	Mg	N	O	0
			61	51	1	4	5	
27	a	1	Total	C	Mg	N	O	0
			54	45	1	4	4	
27	a	1	Total	C	Mg	N	O	0
			49	39	1	4	5	
27	a	1	Total	C	Mg	N	O	0
			44	35	1	4	4	
27	a	1	Total	C	Mg	N	O	0
			45	35	1	4	5	
27	a	1	Total	C	Mg	N	O	0
			44	34	1	4	5	
27	a	1	Total	C	Mg	N	O	0
			64	54	1	4	5	
27	a	1	Total	C	Mg	N	O	0
			59	49	1	4	5	
27	a	1	Total	C	Mg	N	O	0
			38	30	1	4	3	
27	a	1	Total	C	Mg	N	O	0
			45	35	1	4	5	
27	a	1	Total	C	Mg	N	O	0
			54	44	1	4	5	
27	a	1	Total	C	Mg	N	O	0
			54	44	1	4	5	
27	a	1	Total	C	Mg	N	O	0
			45	35	1	4	5	

Continued on next page...

Continued from previous page...

Mol	Chain	Residues	Atoms					AltConf
27	1	1	Total	C	Mg	N	O	0
			54	44	1	4	5	
27	1	1	Total	C	Mg	N	O	0
			61	51	1	4	5	
27	1	1	Total	C	Mg	N	O	0
			53	44	1	4	4	
27	1	1	Total	C	Mg	N	O	0
			49	39	1	4	5	
27	1	1	Total	C	Mg	N	O	0
			39	32	1	4	2	
27	1	1	Total	C	Mg	N	O	0
			40	32	1	4	3	
27	1	1	Total	C	Mg	N	O	0
			44	34	1	4	5	
27	1	1	Total	C	Mg	N	O	0
			40	32	1	4	3	
27	1	1	Total	C	Mg	N	O	0
			39	31	1	4	3	
27	1	1	Total	C	Mg	N	O	0
			57	47	1	4	5	
27	1	1	Total	C	Mg	N	O	0
			45	35	1	4	5	
27	1	1	Total	C	Mg	N	O	0
			65	55	1	4	5	
27	1	1	Total	C	Mg	N	O	0
			37	29	1	4	3	
27	1	1	Total	C	Mg	N	O	0
			43	33	1	4	5	
27	2	1	Total	C	Mg	N	O	0
			65	55	1	4	5	
27	2	1	Total	C	Mg	N	O	0
			64	54	1	4	5	
27	2	1	Total	C	Mg	N	O	0
			44	34	1	4	5	
27	2	1	Total	C	Mg	N	O	0
			42	34	1	4	3	
27	2	1	Total	C	Mg	N	O	0
			45	35	1	4	5	
27	2	1	Total	C	Mg	N	O	0
			45	35	1	4	5	
27	2	1	Total	C	Mg	N	O	0
			45	35	1	4	5	

Continued on next page...

Continued from previous page...

Mol	Chain	Residues	Atoms					AltConf
27	2	1	Total	C	Mg	N	O	0
			55	45	1	4	5	
27	2	1	Total	C	Mg	N	O	0
			42	34	1	4	3	
27	2	1	Total	C	Mg	N	O	0
			44	34	1	4	5	
27	2	1	Total	C	Mg	N	O	0
			65	55	1	4	5	
27	2	1	Total	C	Mg	N	O	0
			42	34	1	4	3	
27	2	1	Total	C	Mg	N	O	0
			43	33	1	4	5	
27	3	1	Total	C	Mg	N	O	0
			60	50	1	4	5	
27	3	1	Total	C	Mg	N	O	0
			55	45	1	4	5	
27	3	1	Total	C	Mg	N	O	0
			65	55	1	4	5	
27	3	1	Total	C	Mg	N	O	0
			54	44	1	4	5	
27	3	1	Total	C	Mg	N	O	0
			56	46	1	4	5	
27	3	1	Total	C	Mg	N	O	0
			55	45	1	4	5	
27	3	1	Total	C	Mg	N	O	0
			60	50	1	4	5	
27	3	1	Total	C	Mg	N	O	0
			65	55	1	4	5	
27	3	1	Total	C	Mg	N	O	0
			38	30	1	4	3	
27	3	1	Total	C	Mg	N	O	0
			43	35	1	4	3	
27	3	1	Total	C	Mg	N	O	0
			53	44	1	4	4	
27	3	1	Total	C	Mg	N	O	0
			40	32	1	4	3	
27	3	1	Total	C	Mg	N	O	0
			40	32	1	4	3	
27	3	1	Total	C	Mg	N	O	0
			40	32	1	4	3	
27	4	1	Total	C	Mg	N	O	0
			65	55	1	4	5	

Continued on next page...

Continued from previous page...

Mol	Chain	Residues	Atoms					AltConf
27	4	1	Total 60	C 50	Mg 1	N 4	O 5	0
27	4	1	Total 44	C 34	Mg 1	N 4	O 5	0
27	4	1	Total 54	C 44	Mg 1	N 4	O 5	0
27	4	1	Total 40	C 32	Mg 1	N 4	O 3	0
27	4	1	Total 45	C 35	Mg 1	N 4	O 5	0
27	4	1	Total 65	C 55	Mg 1	N 4	O 5	0
27	4	1	Total 57	C 47	Mg 1	N 4	O 5	0
27	4	1	Total 61	C 51	Mg 1	N 4	O 5	0
27	4	1	Total 42	C 34	Mg 1	N 4	O 3	0
27	4	1	Total 41	C 33	Mg 1	N 4	O 3	0
27	4	1	Total 65	C 55	Mg 1	N 4	O 5	0
27	4	1	Total 56	C 46	Mg 1	N 4	O 5	0
27	4	1	Total 43	C 33	Mg 1	N 4	O 5	0
27	4	1	Total 40	C 32	Mg 1	N 4	O 3	0
27	5	1	Total 56	C 46	Mg 1	N 4	O 5	0
27	5	1	Total 65	C 55	Mg 1	N 4	O 5	0
27	5	1	Total 54	C 44	Mg 1	N 4	O 5	0
27	5	1	Total 63	C 53	Mg 1	N 4	O 5	0
27	5	1	Total 40	C 32	Mg 1	N 4	O 3	0
27	5	1	Total 65	C 55	Mg 1	N 4	O 5	0
27	5	1	Total 50	C 40	Mg 1	N 4	O 5	0

Continued on next page...

Continued from previous page...

Mol	Chain	Residues	Atoms					AltConf
27	5	1	Total	C	Mg	N	O	0
			65	55	1	4	5	
27	5	1	Total	C	Mg	N	O	0
			54	44	1	4	5	
27	5	1	Total	C	Mg	N	O	0
			42	34	1	4	3	
27	5	1	Total	C	Mg	N	O	0
			41	33	1	4	3	
27	5	1	Total	C	Mg	N	O	0
			64	55	1	4	4	
27	5	1	Total	C	Mg	N	O	0
			44	34	1	4	5	
27	5	1	Total	C	Mg	N	O	0
			42	33	1	4	4	
27	5	1	Total	C	Mg	N	O	0
			50	40	1	4	5	
27	5	1	Total	C	Mg	N	O	0
			40	32	1	4	3	
27	5	1	Total	C	Mg	N	O	0
			43	33	1	4	5	
27	6	1	Total	C	Mg	N	O	0
			65	55	1	4	5	
27	6	1	Total	C	Mg	N	O	0
			65	55	1	4	5	
27	6	1	Total	C	Mg	N	O	0
			51	41	1	4	5	
27	6	1	Total	C	Mg	N	O	0
			65	55	1	4	5	
27	6	1	Total	C	Mg	N	O	0
			40	32	1	4	3	
27	6	1	Total	C	Mg	N	O	0
			41	33	1	4	3	
27	6	1	Total	C	Mg	N	O	0
			45	35	1	4	5	
27	6	1	Total	C	Mg	N	O	0
			45	35	1	4	5	
27	6	1	Total	C	Mg	N	O	0
			65	55	1	4	5	
27	6	1	Total	C	Mg	N	O	0
			42	34	1	4	3	
27	6	1	Total	C	Mg	N	O	0
			41	33	1	4	3	

Continued on next page...

Continued from previous page...

Mol	Chain	Residues	Atoms					AltConf
27	6	1	Total	C	Mg	N	O	0
			64	54	1	4	5	
27	6	1	Total	C	Mg	N	O	0
			60	50	1	4	5	
27	6	1	Total	C	Mg	N	O	0
			65	55	1	4	5	
27	6	1	Total	C	Mg	N	O	0
			45	35	1	4	5	
27	6	1	Total	C	Mg	N	O	0
			40	32	1	4	3	
27	6	1	Total	C	Mg	N	O	0
			64	54	1	4	5	
27	7	1	Total	C	Mg	N	O	0
			60	50	1	4	5	
27	7	1	Total	C	Mg	N	O	0
			65	55	1	4	5	
27	7	1	Total	C	Mg	N	O	0
			44	34	1	4	5	
27	7	1	Total	C	Mg	N	O	0
			50	40	1	4	5	
27	7	1	Total	C	Mg	N	O	0
			41	33	1	4	3	
27	7	1	Total	C	Mg	N	O	0
			42	34	1	4	3	
27	7	1	Total	C	Mg	N	O	0
			50	40	1	4	5	
27	7	1	Total	C	Mg	N	O	0
			44	35	1	4	4	
27	7	1	Total	C	Mg	N	O	0
			65	55	1	4	5	
27	7	1	Total	C	Mg	N	O	0
			59	49	1	4	5	
27	7	1	Total	C	Mg	N	O	0
			44	34	1	4	5	
27	7	1	Total	C	Mg	N	O	0
			65	55	1	4	5	
27	7	1	Total	C	Mg	N	O	0
			42	34	1	4	3	
27	7	1	Total	C	Mg	N	O	0
			42	33	1	4	4	
27	7	1	Total	C	Mg	N	O	0
			43	33	1	4	5	

Continued on next page...

Continued from previous page...

Mol	Chain	Residues	Atoms					AltConf
27	8	1	Total	C	Mg	N	O	0
			65	55	1	4	5	
27	8	1	Total	C	Mg	N	O	0
			60	50	1	4	5	
27	8	1	Total	C	Mg	N	O	0
			44	34	1	4	5	
27	8	1	Total	C	Mg	N	O	0
			50	40	1	4	5	
27	8	1	Total	C	Mg	N	O	0
			64	54	1	4	5	
27	8	1	Total	C	Mg	N	O	0
			41	33	1	4	3	
27	8	1	Total	C	Mg	N	O	0
			51	41	1	4	5	
27	8	1	Total	C	Mg	N	O	0
			45	35	1	4	5	
27	8	1	Total	C	Mg	N	O	0
			60	50	1	4	5	
27	8	1	Total	C	Mg	N	O	0
			42	34	1	4	3	
27	8	1	Total	C	Mg	N	O	0
			41	33	1	4	3	
27	8	1	Total	C	Mg	N	O	0
			65	55	1	4	5	
27	8	1	Total	C	Mg	N	O	0
			53	43	1	4	5	
27	8	1	Total	C	Mg	N	O	0
			43	33	1	4	5	
27	9	1	Total	C	Mg	N	O	0
			45	35	1	4	5	
27	9	1	Total	C	Mg	N	O	0
			60	50	1	4	5	
27	9	1	Total	C	Mg	N	O	0
			44	34	1	4	5	
27	9	1	Total	C	Mg	N	O	0
			50	40	1	4	5	
27	9	1	Total	C	Mg	N	O	0
			40	32	1	4	3	
27	9	1	Total	C	Mg	N	O	0
			45	35	1	4	5	
27	9	1	Total	C	Mg	N	O	0
			61	51	1	4	5	

Continued on next page...

Continued from previous page...

Mol	Chain	Residues	Atoms					AltConf
27	9	1	Total 57	C 47	Mg 1	N 4	O 5	0
27	9	1	Total 42	C 34	Mg 1	N 4	O 3	0
27	9	1	Total 41	C 33	Mg 1	N 4	O 3	0
27	9	1	Total 65	C 55	Mg 1	N 4	O 5	0
27	9	1	Total 45	C 35	Mg 1	N 4	O 5	0
27	X	1	Total 65	C 55	Mg 1	N 4	O 5	0
27	X	1	Total 62	C 52	Mg 1	N 4	O 5	0
27	X	1	Total 49	C 39	Mg 1	N 4	O 5	0
27	X	1	Total 65	C 55	Mg 1	N 4	O 5	0
27	X	1	Total 45	C 35	Mg 1	N 4	O 5	0
27	X	1	Total 43	C 35	Mg 1	N 4	O 3	0
27	X	1	Total 65	C 55	Mg 1	N 4	O 5	0
27	X	1	Total 42	C 34	Mg 1	N 4	O 3	0
27	Y	1	Total 58	C 48	Mg 1	N 4	O 5	0
27	Y	1	Total 55	C 45	Mg 1	N 4	O 5	0
27	Y	1	Total 50	C 40	Mg 1	N 4	O 5	0
27	Y	1	Total 65	C 55	Mg 1	N 4	O 5	0
27	Y	1	Total 43	C 35	Mg 1	N 4	O 3	0
27	Y	1	Total 45	C 35	Mg 1	N 4	O 5	0
27	Y	1	Total 65	C 55	Mg 1	N 4	O 5	0
27	Y	1	Total 48	C 38	Mg 1	N 4	O 5	0

Continued on next page...

Continued from previous page...

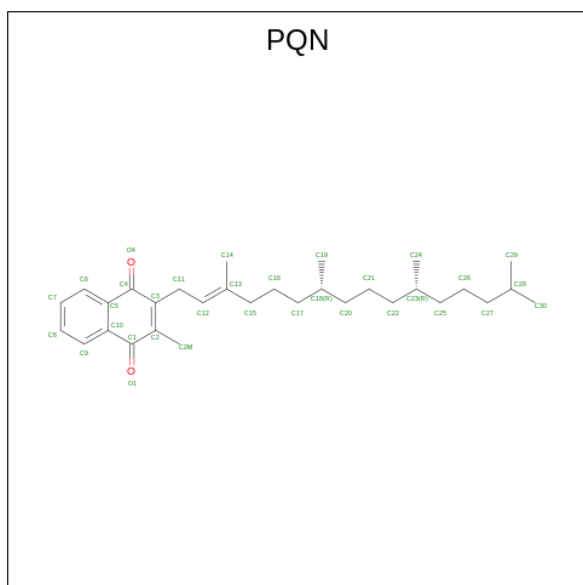
Mol	Chain	Residues	Atoms					AltConf
27	Z	1	Total	C	Mg	N	O	0
			60	50	1	4	5	
27	Z	1	Total	C	Mg	N	O	0
			65	55	1	4	5	
27	Z	1	Total	C	Mg	N	O	0
			57	47	1	4	5	
27	Z	1	Total	C	Mg	N	O	0
			65	55	1	4	5	
27	Z	1	Total	C	Mg	N	O	0
			65	55	1	4	5	
27	Z	1	Total	C	Mg	N	O	0
			65	55	1	4	5	
27	Z	1	Total	C	Mg	N	O	0
			54	44	1	4	5	
27	U	1	Total	C	Mg	N	O	0
			59	49	1	4	5	
27	U	1	Total	C	Mg	N	O	0
			52	42	1	4	5	
27	U	1	Total	C	Mg	N	O	0
			48	39	1	4	4	
27	U	1	Total	C	Mg	N	O	0
			56	46	1	4	5	
27	U	1	Total	C	Mg	N	O	0
			42	34	1	4	3	
27	U	1	Total	C	Mg	N	O	0
			43	35	1	4	3	
27	U	1	Total	C	Mg	N	O	0
			59	49	1	4	5	
27	U	1	Total	C	Mg	N	O	0
			42	34	1	4	3	
27	V	1	Total	C	Mg	N	O	0
			60	50	1	4	5	
27	V	1	Total	C	Mg	N	O	0
			45	35	1	4	5	
27	V	1	Total	C	Mg	N	O	0
			50	40	1	4	5	
27	V	1	Total	C	Mg	N	O	0
			62	52	1	4	5	
27	V	1	Total	C	Mg	N	O	0
			43	35	1	4	3	

Continued on next page...

Continued from previous page...

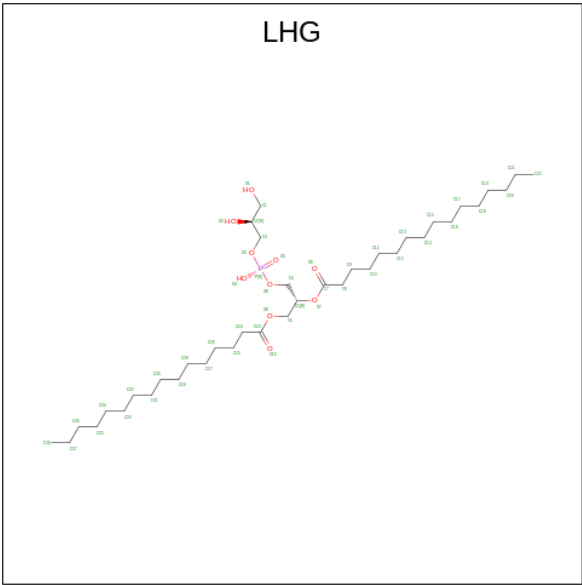
Mol	Chain	Residues	Atoms					AltConf
27	V	1	Total	C	Mg	N	O	0
			45	35	1	4	5	
27	V	1	Total	C	Mg	N	O	0
			65	55	1	4	5	
27	V	1	Total	C	Mg	N	O	0
			45	35	1	4	5	
27	W	1	Total	C	Mg	N	O	0
			60	50	1	4	5	
27	W	1	Total	C	Mg	N	O	0
			52	42	1	4	5	
27	W	1	Total	C	Mg	N	O	0
			47	37	1	4	5	
27	W	1	Total	C	Mg	N	O	0
			55	45	1	4	5	
27	W	1	Total	C	Mg	N	O	0
			57	47	1	4	5	
27	W	1	Total	C	Mg	N	O	0
			45	35	1	4	5	
27	W	1	Total	C	Mg	N	O	0
			65	55	1	4	5	
27	W	1	Total	C	Mg	N	O	0
			45	35	1	4	5	

- Molecule 28 is PHYLLOQUINONE (three-letter code: PQN) (formula: C₃₁H₄₆O₂).



Mol	Chain	Residues	Atoms			AltConf
28	A	1	Total	C	O	0
			33	31	2	
28	B	1	Total	C	O	0
			33	31	2	

- Molecule 29 is 1,2-DIPALMITOYL-PHOSPHATIDYL-GLYCEROLE (three-letter code: LHG) (formula: C₃₈H₇₅O₁₀P).



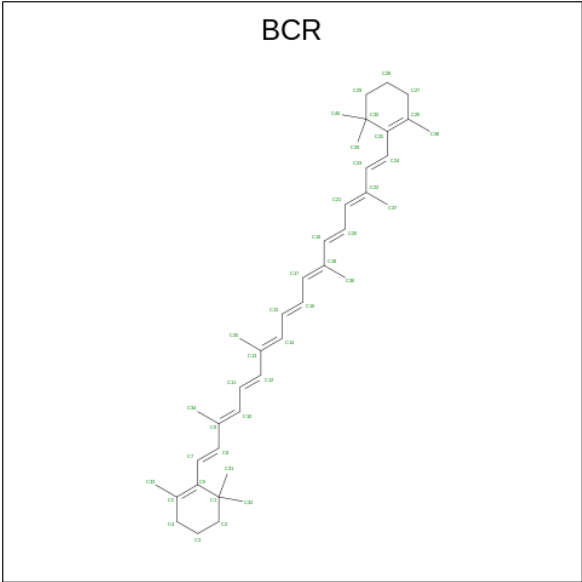
Mol	Chain	Residues	Atoms				AltConf
29	A	1	Total	C	O	P	0
			49	38	10	1	
29	A	1	Total	C	O	P	0
			30	19	10	1	
29	B	1	Total	C	O	P	0
			38	27	10	1	
29	B	1	Total	C	O	P	0
			49	38	10	1	
29	H	1	Total	C	O	P	0
			49	38	10	1	
29	O	1	Total	C	O	P	0
			36	25	10	1	
29	a	1	Total	C	O	P	0
			43	32	10	1	
29	1	1	Total	C	O	P	0
			49	38	10	1	
29	2	1	Total	C	O	P	0
			36	25	10	1	

Continued on next page...

Continued from previous page...

Mol	Chain	Residues	Atoms				AltConf
29	3	1	Total	C	O	P	0
			45	34	10	1	
29	3	1	Total	C	O	P	0
			49	38	10	1	
29	4	1	Total	C	O	P	0
			49	38	10	1	
29	5	1	Total	C	O	P	0
			49	38	10	1	
29	5	1	Total	C	O	P	0
			49	38	10	1	
29	6	1	Total	C	O	P	0
			48	37	10	1	
29	7	1	Total	C	O	P	0
			37	26	10	1	
29	8	1	Total	C	O	P	0
			49	38	10	1	
29	8	1	Total	C	O	P	0
			40	29	10	1	
29	9	1	Total	C	O	P	0
			30	19	10	1	
29	9	1	Total	C	O	P	0
			49	38	10	1	
29	9	1	Total	C	O	P	0
			49	38	10	1	
29	X	1	Total	C	O	P	0
			49	38	10	1	
29	Y	1	Total	C	O	P	0
			49	38	10	1	
29	Z	1	Total	C	O	P	0
			49	38	10	1	
29	U	1	Total	C	O	P	0
			49	38	10	1	
29	V	1	Total	C	O	P	0
			48	37	10	1	
29	W	1	Total	C	O	P	0
			44	33	10	1	

- Molecule 30 is BETA-CAROTENE (three-letter code: BCR) (formula: C₄₀H₅₆).



Mol	Chain	Residues	Atoms	AltConf
30	A	1	Total C 40 40	0
30	A	1	Total C 40 40	0
30	A	1	Total C 40 40	0
30	A	1	Total C 40 40	0
30	A	1	Total C 40 40	0
30	A	1	Total C 40 40	0
30	B	1	Total C 40 40	0
30	B	1	Total C 40 40	0
30	B	1	Total C 40 40	0
30	B	1	Total C 40 40	0
30	B	1	Total C 40 40	0
30	B	1	Total C 40 40	0
30	B	1	Total C 40 40	0
30	B	1	Total C 40 40	0

Continued on next page...

Continued from previous page...

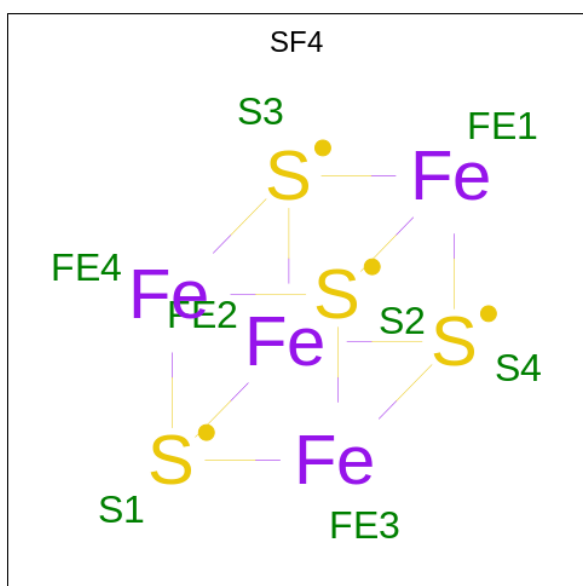
Mol	Chain	Residues	Atoms	AltConf
30	B	1	Total C 40 40	0
30	B	1	Total C 40 40	0
30	F	1	Total C 40 40	0
30	G	1	Total C 40 40	0
30	J	1	Total C 40 40	0
30	K	1	Total C 40 40	0
30	K	1	Total C 40 40	0
30	L	1	Total C 40 40	0
30	L	1	Total C 40 40	0
30	L	1	Total C 40 40	0
30	L	1	Total C 40 40	0
30	O	1	Total C 40 40	0
30	O	1	Total C 40 40	0
30	a	1	Total C 40 40	0
30	1	1	Total C 40 40	0
30	2	1	Total C 40 40	0
30	3	1	Total C 40 40	0
30	3	1	Total C 40 40	0
30	3	1	Total C 40 40	0
30	4	1	Total C 40 40	0
30	5	1	Total C 40 40	0

Continued on next page...

Continued from previous page...

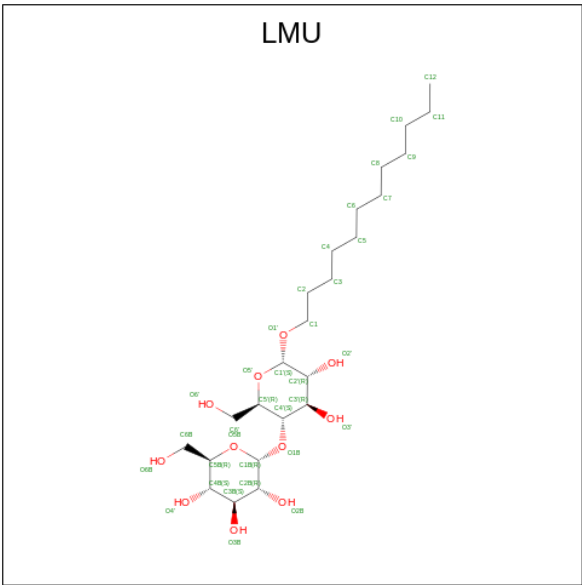
Mol	Chain	Residues	Atoms	AltConf
30	6	1	Total C 40 40	0
30	7	1	Total C 40 40	0
30	7	1	Total C 40 40	0
30	8	1	Total C 40 40	0
30	9	1	Total C 40 40	0

- Molecule 31 is IRON/SULFUR CLUSTER (three-letter code: SF4) (formula: Fe_4S_4).



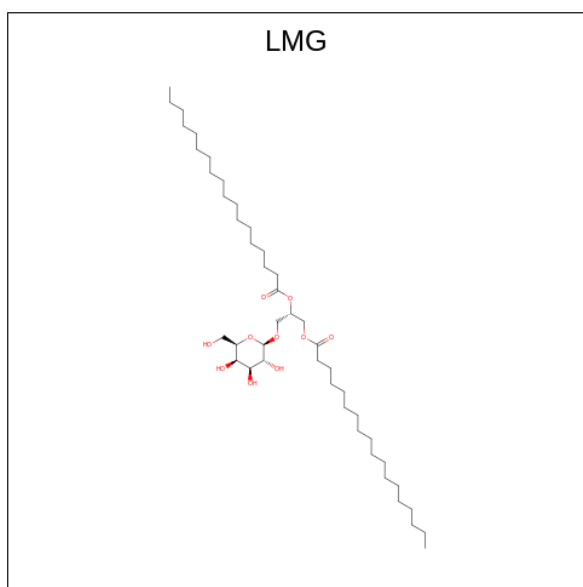
Mol	Chain	Residues	Atoms	AltConf
31	A	1	Total Fe S 8 4 4	0
31	C	1	Total Fe S 8 4 4	0
31	C	1	Total Fe S 8 4 4	0

- Molecule 32 is DODECYL-ALPHA-D-MALTOSIDE (three-letter code: LMU) (formula: $\text{C}_{24}\text{H}_{46}\text{O}_{11}$).



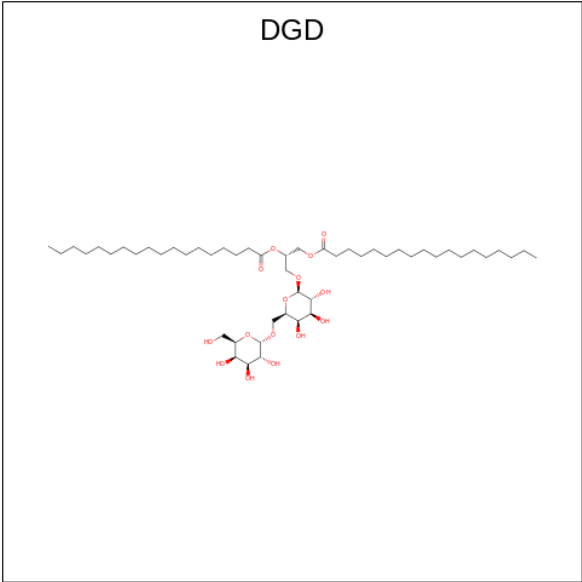
Mol	Chain	Residues	Atoms			AltConf
32	A	1	Total	C	O	0
			35	24	11	
32	A	1	Total	C	O	0
			34	24	10	
32	K	1	Total	C	O	0
			35	24	11	
32	1	1	Total	C	O	0
			35	24	11	
32	5	1	Total	C	O	0
			33	22	11	
32	5	1	Total	C	O	0
			32	21	11	
32	8	1	Total	C	O	0
			35	24	11	

- Molecule 33 is 1,2-DISTEAROYL-MONOGALACTOSYL-DIGLYCERIDE (three-letter code: LMG) (formula: C₄₅H₈₆O₁₀).



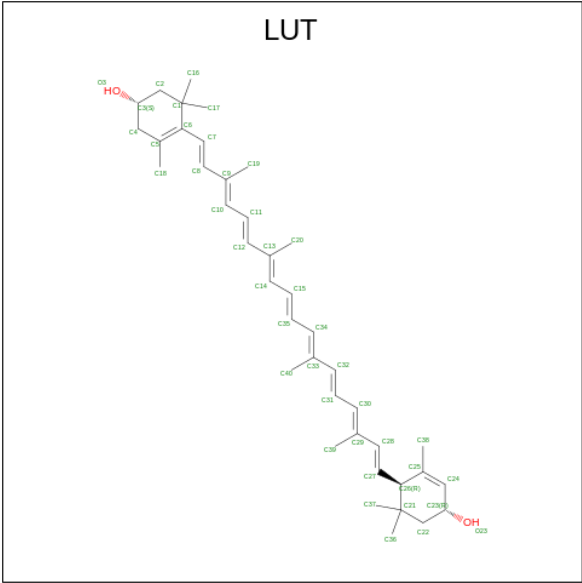
Mol	Chain	Residues	Atoms			AltConf
33	A	1	Total	C	O	0
			40	30	10	
33	H	1	Total	C	O	0
			55	45	10	
33	J	1	Total	C	O	0
			42	32	10	
33	J	1	Total	C	O	0
			40	30	10	
33	L	1	Total	C	O	0
			37	27	10	
33	4	1	Total	C	O	0
			40	30	10	
33	4	1	Total	C	O	0
			40	30	10	
33	5	1	Total	C	O	0
			40	30	10	
33	8	1	Total	C	O	0
			46	36	10	
33	9	1	Total	C	O	0
			55	45	10	
33	V	1	Total	C	O	0
			41	31	10	

- Molecule 34 is DIGALACTOSYL DIACYL GLYCEROL (DGDG) (three-letter code: DGD) (formula: $C_{51}H_{96}O_{15}$).



Mol	Chain	Residues	Atoms			AltConf
34	B	1	Total	C	O	0
			62	47	15	

- Molecule 35 is (3R,3'R,6S)-4,5-DIDEHYDRO-5,6-DIHYDRO-BETA,BETA-CAROTENE-3,3'-DIOL (three-letter code: LUT) (formula: C₄₀H₅₆O₂).



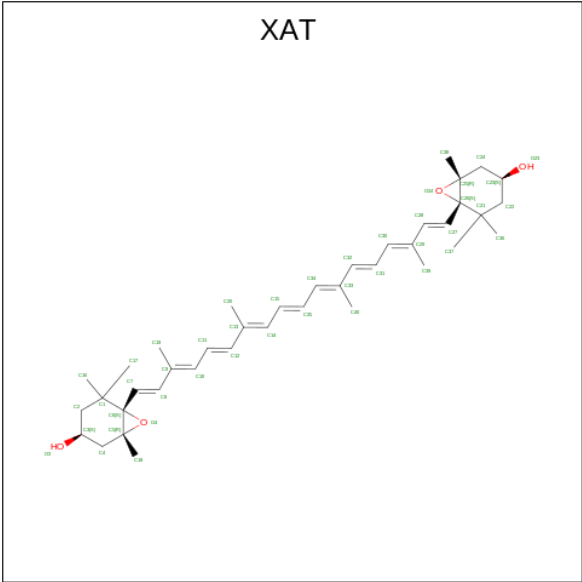
Mol	Chain	Residues	Atoms			AltConf
35	a	1	Total	C	O	0
			42	40	2	
35	1	1	Total	C	O	0
			42	40	2	

Continued on next page...

Continued from previous page...

Mol	Chain	Residues	Atoms			AltConf
35	2	1	Total	C	O	0
			42	40	2	
35	3	1	Total	C	O	0
			42	40	2	
35	4	1	Total	C	O	0
			42	40	2	
35	5	1	Total	C	O	0
			42	40	2	
35	6	1	Total	C	O	0
			42	40	2	
35	7	1	Total	C	O	0
			42	40	2	
35	8	1	Total	C	O	0
			42	40	2	
35	9	1	Total	C	O	0
			42	40	2	
35	X	1	Total	C	O	0
			42	40	2	
35	X	1	Total	C	O	0
			42	40	2	
35	Y	1	Total	C	O	0
			42	40	2	
35	Y	1	Total	C	O	0
			42	40	2	
35	Z	1	Total	C	O	0
			42	40	2	
35	Z	1	Total	C	O	0
			42	40	2	
35	U	1	Total	C	O	0
			42	40	2	
35	U	1	Total	C	O	0
			42	40	2	
35	V	1	Total	C	O	0
			42	40	2	
35	V	1	Total	C	O	0
			42	40	2	
35	W	1	Total	C	O	0
			42	40	2	
35	W	1	Total	C	O	0
			42	40	2	

- Molecule 36 is (3S,5R,6S,3'S,5'R,6'S)-5,6,5',6'-DIEPOXY-5,6,5',6'- TETRAHYDRO-BETA ,BETA-CAROTENE-3,3'-DIOL (three-letter code: XAT) (formula: C₄₀H₅₆O₄).



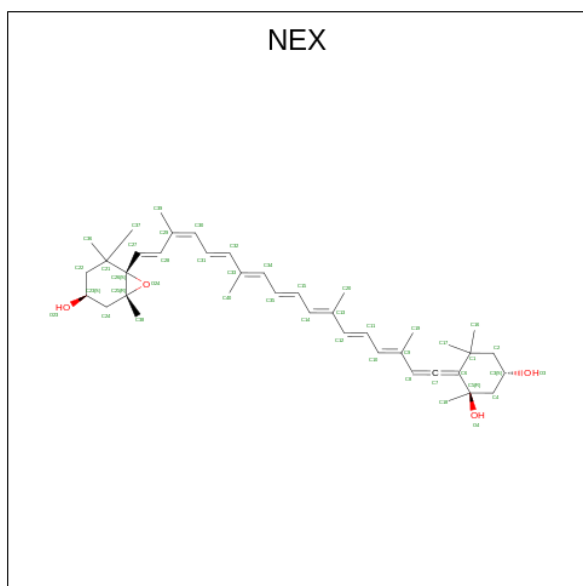
Mol	Chain	Residues	Atoms			AltConf
36	a	1	Total	C	O	0
			44	40	4	
36	1	1	Total	C	O	0
			44	40	4	
36	2	1	Total	C	O	0
			44	40	4	
36	3	1	Total	C	O	0
			44	40	4	
36	4	1	Total	C	O	0
			44	40	4	
36	5	1	Total	C	O	0
			44	40	4	
36	6	1	Total	C	O	0
			44	40	4	
36	7	1	Total	C	O	0
			44	40	4	
36	8	1	Total	C	O	0
			44	40	4	
36	9	1	Total	C	O	0
			44	40	4	
36	X	1	Total	C	O	0
			44	40	4	
36	Y	1	Total	C	O	0
			44	40	4	
36	Z	1	Total	C	O	0
			44	40	4	
36	U	1	Total	C	O	0
			44	40	4	

Continued on next page...

Continued from previous page...

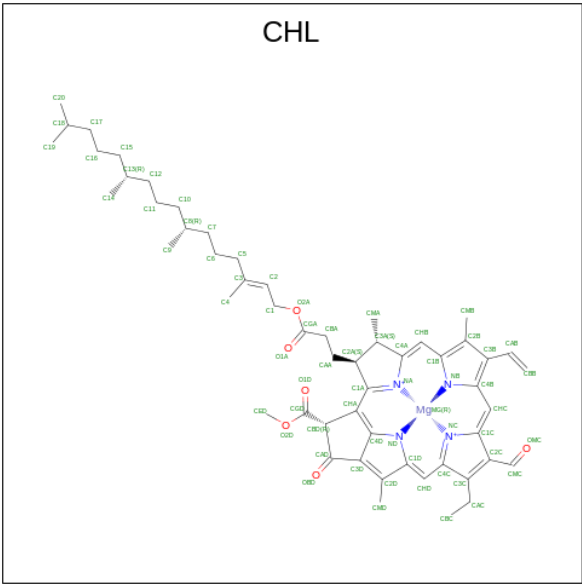
Mol	Chain	Residues	Atoms			AltConf
36	V	1	Total	C	O	0
			44	40	4	
36	W	1	Total	C	O	0
			44	40	4	

- Molecule 37 is (1R,3R)-6-[(3E,5E,7E,9E,11E,13E,15E,17E)-18-[(1S,4R,6R)-4-HYDROXY-2,2,6-TRIMETHYL-7-OXABICYCLO[4.1.0]HEPT-1-YL]-3,7,12,16-TETRAMETHYLOCTADEC-1,3,5,7,9,11,13,15,17-NONAENYLIDENE]-1,5,5-TRIMETHYLCYCLOHEXANE-1,3-DIOL (three-letter code: NEX) (formula: C₄₀H₅₆O₄).



Mol	Chain	Residues	Atoms			AltConf
37	5	1	Total	C	O	0
			44	40	4	
37	6	1	Total	C	O	0
			44	40	4	
37	X	1	Total	C	O	0
			44	40	4	
37	Y	1	Total	C	O	0
			43	40	3	
37	Z	1	Total	C	O	0
			44	40	4	
37	U	1	Total	C	O	0
			44	40	4	
37	V	1	Total	C	O	0
			44	40	4	
37	W	1	Total	C	O	0
			44	40	4	

- Molecule 38 is CHLOROPHYLL B (three-letter code: CHL) (formula: $C_{55}H_{70}MgN_4O_6$) (labeled as "Ligand of Interest" by depositor).



Mol	Chain	Residues	Atoms					AltConf
38	X	1	Total 66	C 55	Mg 1	N 4	O 6	0
38	X	1	Total 46	C 35	Mg 1	N 4	O 6	0
38	X	1	Total 44	C 35	Mg 1	N 4	O 4	0
38	X	1	Total 66	C 55	Mg 1	N 4	O 6	0
38	X	1	Total 66	C 55	Mg 1	N 4	O 6	0
38	X	1	Total 66	C 55	Mg 1	N 4	O 6	0
38	Y	1	Total 66	C 55	Mg 1	N 4	O 6	0
38	Y	1	Total 42	C 33	Mg 1	N 4	O 4	0
38	Y	1	Total 46	C 35	Mg 1	N 4	O 6	0
38	Y	1	Total 66	C 55	Mg 1	N 4	O 6	0
38	Y	1	Total 49	C 38	Mg 1	N 4	O 6	0
38	Y	1	Total 66	C 55	Mg 1	N 4	O 6	0

Continued on next page...

Continued from previous page...

Mol	Chain	Residues	Atoms					AltConf
38	Z	1	Total	C	Mg	N	O	0
			66	55	1	4	6	
38	Z	1	Total	C	Mg	N	O	0
			44	35	1	4	4	
38	Z	1	Total	C	Mg	N	O	0
			46	35	1	4	6	
38	Z	1	Total	C	Mg	N	O	0
			66	55	1	4	6	
38	Z	1	Total	C	Mg	N	O	0
			50	39	1	4	6	
38	Z	1	Total	C	Mg	N	O	0
			66	55	1	4	6	
38	U	1	Total	C	Mg	N	O	0
			66	55	1	4	6	
38	U	1	Total	C	Mg	N	O	0
			43	34	1	4	4	
38	U	1	Total	C	Mg	N	O	0
			44	35	1	4	4	
38	U	1	Total	C	Mg	N	O	0
			46	35	1	4	6	
38	U	1	Total	C	Mg	N	O	0
			44	35	1	4	4	
38	U	1	Total	C	Mg	N	O	0
			60	49	1	4	6	
38	V	1	Total	C	Mg	N	O	0
			66	55	1	4	6	
38	V	1	Total	C	Mg	N	O	0
			44	35	1	4	4	
38	V	1	Total	C	Mg	N	O	0
			44	35	1	4	4	
38	V	1	Total	C	Mg	N	O	0
			46	35	1	4	6	
38	V	1	Total	C	Mg	N	O	0
			48	37	1	4	6	
38	V	1	Total	C	Mg	N	O	0
			61	50	1	4	6	
38	W	1	Total	C	Mg	N	O	0
			66	55	1	4	6	
38	W	1	Total	C	Mg	N	O	0
			46	35	1	4	6	
38	W	1	Total	C	Mg	N	O	0
			46	35	1	4	6	

Continued on next page...

Continued from previous page...

Mol	Chain	Residues	Atoms					AltConf
38	W	1	Total	C	Mg	N	O	0
			65	54	1	4	6	
38	W	1	Total	C	Mg	N	O	0
			47	36	1	4	6	
38	W	1	Total	C	Mg	N	O	0
			66	55	1	4	6	

3 Residue-property plots [i](#)

These plots are drawn for all protein, RNA, DNA and oligosaccharide chains in the entry. The first graphic for a chain summarises the proportions of the various outlier classes displayed in the second graphic. The second graphic shows the sequence view annotated by issues in geometry and atom inclusion in map density. Residues are color-coded according to the number of geometric quality criteria for which they contain at least one outlier: green = 0, yellow = 1, orange = 2 and red = 3 or more. A red diamond above a residue indicates a poor fit to the EM map for this residue (all-atom inclusion < 40%). Stretches of 2 or more consecutive residues without any outlier are shown as a green connector. Residues present in the sample, but not in the model, are shown in grey.

- Molecule 1: Photosystem I P700 chlorophyll a apoprotein A1

Chain A:  98% ..



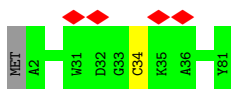
- Molecule 2: Photosystem I P700 chlorophyll a apoprotein A2

Chain B:  98% .




- Molecule 3: Photosystem I iron-sulfur center

Chain C:  5% 98% ..




- Molecule 4: Photosystem I reaction center subunit II, chloroplastic

Chain D:  71% 27%

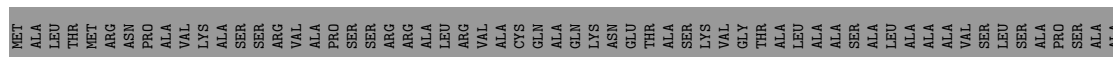


- Molecule 5: Photosystem I reaction center subunit IV, chloroplastic

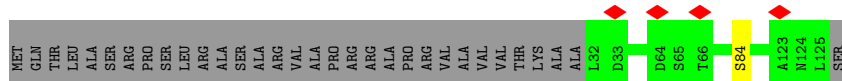
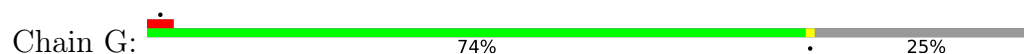
Chain E:  63% 35%



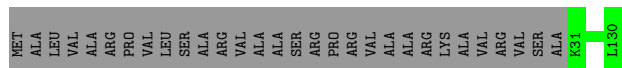
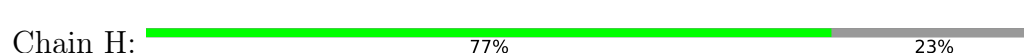
- Molecule 6: Photosystem I reaction center subunit III, chloroplastic



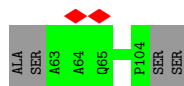
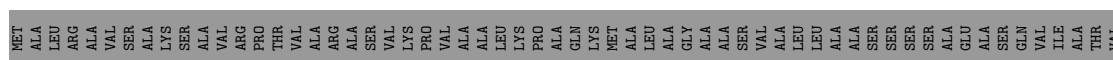
- Molecule 7: Photosystem I reaction center subunit V, chloroplastic



- Molecule 8: Photosystem I reaction center subunit VI, chloroplastic



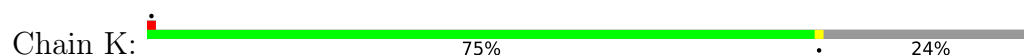
- Molecule 9: Photosystem I reaction center subunit VIII




- Molecule 10: Photosystem I reaction center subunit IX

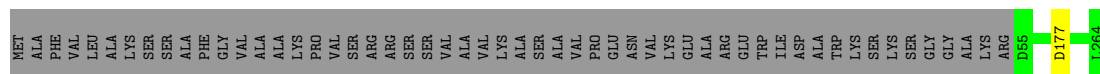


- Molecule 11: Photosystem I reaction center subunit psaK, chloroplastic



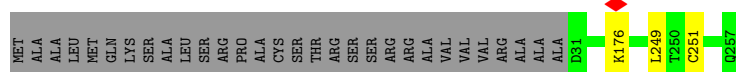
- Molecule 17: Chlorophyll a-b binding protein, chloroplastic

Chain 4:  79% 20%




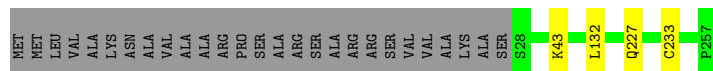
- Molecule 18: Chlorophyll a-b binding protein, chloroplastic

Chain 5:  87% 12%




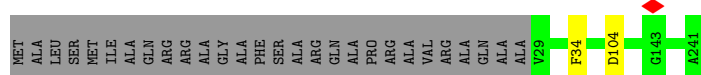
- Molecule 19: Chlorophyll a-b binding protein, chloroplastic

Chain 6:  88% 11%




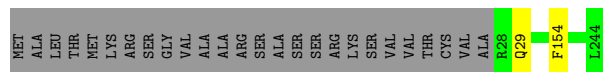
- Molecule 20: Chlorophyll a-b binding protein, chloroplastic

Chain 7:  88% 12%





- Molecule 21: Chlorophyll a-b binding protein, chloroplastic

Chain 8:  88% 11%




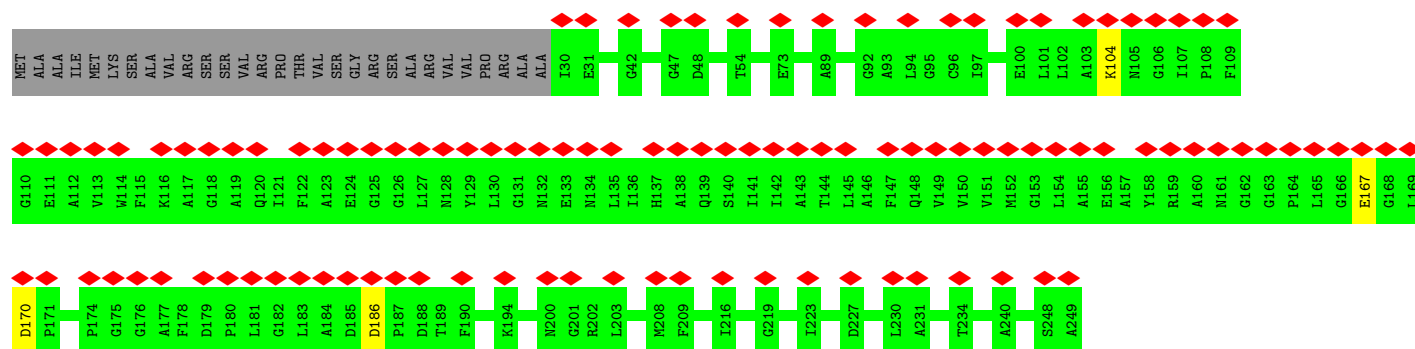
- Molecule 22: Chlorophyll a-b binding protein, chloroplastic

Chain 9:  85% 14%

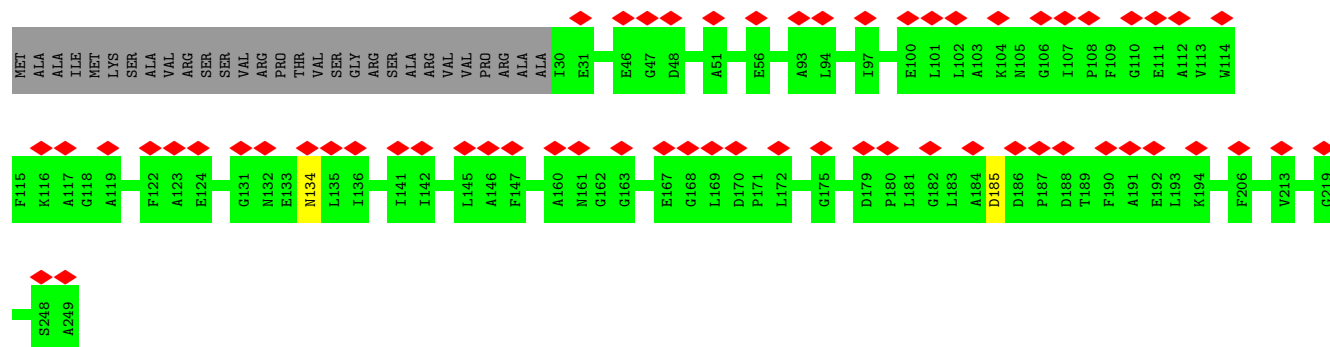
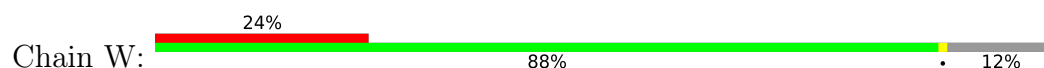


- Molecule 23: Chlorophyll a-b binding protein, chloroplastic

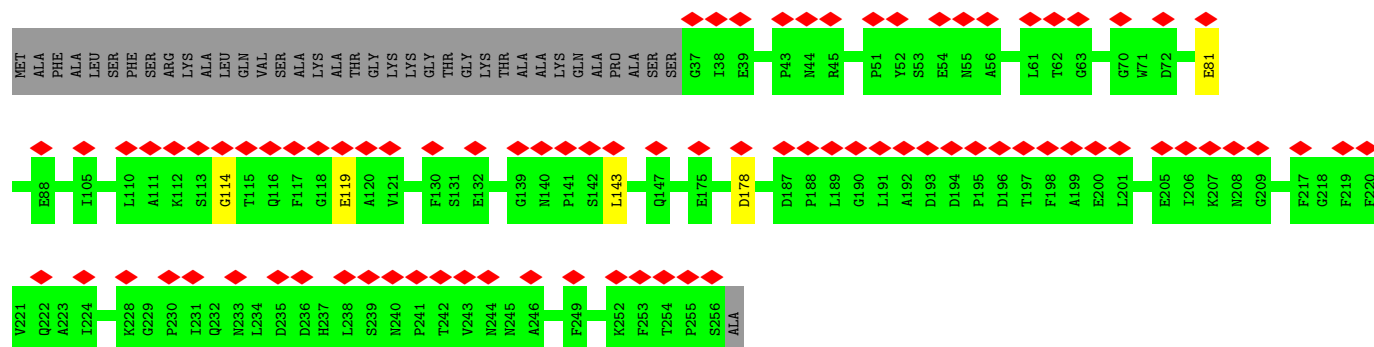
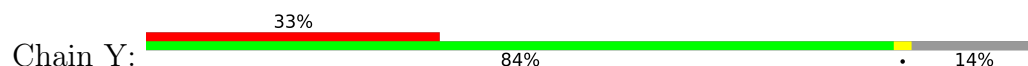
Chain X:  44% 87% 12%




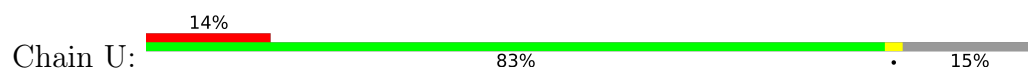
- Molecule 23: Chlorophyll a-b binding protein, chloroplastic

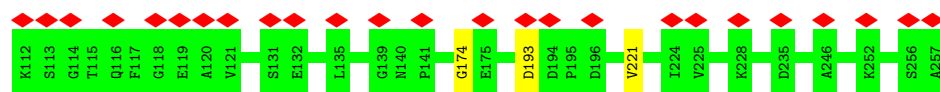


- Molecule 24: Chlorophyll a-b binding protein, chloroplastic

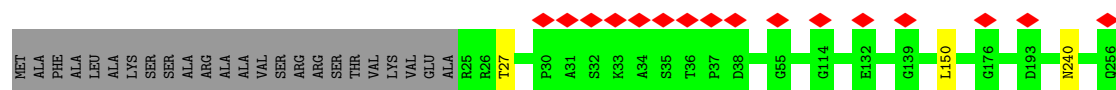
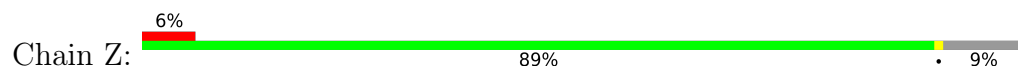


- Molecule 24: Chlorophyll a-b binding protein, chloroplastic


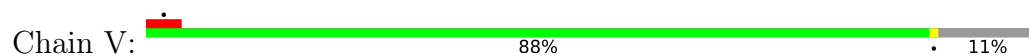




- Molecule 25: Chlorophyll a-b binding protein, chloroplastic



- Molecule 26: Chlorophyll a-b binding protein, chloroplastic



4 Experimental information

Property	Value	Source
EM reconstruction method	SINGLE PARTICLE	Depositor
Imposed symmetry	POINT, Not provided	
Number of particles used	56601	Depositor
Resolution determination method	FSC 0.143 CUT-OFF	Depositor
CTF correction method	PHASE FLIPPING AND AMPLITUDE CORRECTION	Depositor
Microscope	FEI TALOS ARCTICA	Depositor
Voltage (kV)	200	Depositor
Electron dose ($e^-/\text{\AA}^2$)	1.5625	Depositor
Minimum defocus (nm)	Not provided	
Maximum defocus (nm)	Not provided	
Magnification	Not provided	
Image detector	GATAN K2 SUMMIT (4k x 4k)	Depositor
Maximum map value	0.216	Depositor
Minimum map value	-0.116	Depositor
Average map value	0.000	Depositor
Map value standard deviation	0.004	Depositor
Recommended contour level	0.02	Depositor
Map size (Å)	480.0, 480.0, 480.0	wwPDB
Map dimensions	480, 480, 480	wwPDB
Map angles (°)	90.0, 90.0, 90.0	wwPDB
Pixel spacing (Å)	1.0, 1.0, 1.0	Depositor

5 Model quality

5.1 Standard geometry

Bond lengths and bond angles in the following residue types are not validated in this section: CLA, NEX, PQN, XAT, LMU, TPO, BCR, SF4, LUT, CHL, LHG, DGD, LMG

The Z score for a bond length (or angle) is the number of standard deviations the observed value is removed from the expected value. A bond length (or angle) with $|Z| > 5$ is considered an outlier worth inspection. RMSZ is the root-mean-square of all Z scores of the bond lengths (or angles).

Mol	Chain	Bond lengths		Bond angles	
		RMSZ	# Z >5	RMSZ	# Z >5
1	A	0.38	0/6015	0.43	0/8201
2	B	0.37	0/6036	0.44	0/8242
3	C	0.35	0/610	0.48	0/826
4	D	0.34	0/1152	0.47	0/1556
5	E	0.36	0/506	0.43	0/689
6	F	0.33	0/1291	0.43	0/1747
7	G	0.29	0/714	0.44	0/972
8	H	0.33	0/788	0.45	0/1059
9	I	0.38	0/329	0.43	0/456
10	J	0.37	0/349	0.42	0/478
11	K	0.30	0/587	0.46	0/795
12	L	0.36	0/1190	0.44	0/1628
13	O	0.33	0/784	0.45	0/1069
14	1	0.36	0/1490	0.45	0/2028
14	a	0.37	0/1490	0.46	0/2028
15	2	0.31	0/1730	0.44	0/2353
16	3	0.36	0/1726	0.42	0/2342
17	4	0.31	0/1686	0.41	0/2300
18	5	0.33	0/1829	0.43	0/2492
19	6	0.34	0/1833	0.43	0/2505
20	7	0.36	0/1701	0.41	0/2310
21	8	0.34	0/1700	0.43	0/2315
22	9	0.30	0/1444	0.45	0/1964
23	W	0.46	0/1721	0.47	0/2341
23	X	0.31	0/1725	0.50	0/2348
24	U	0.48	0/1718	0.48	0/2338
24	Y	0.31	0/1727	0.48	0/2350
25	Z	0.26	0/1822	0.42	0/2474
26	V	0.46	0/1856	0.46	0/2518
All	All	0.36	0/47549	0.44	0/64724

There are no bond length outliers.

There are no bond angle outliers.

There are no chirality outliers.

There are no planarity outliers.

5.2 Too-close contacts [i](#)

Due to software issues we are unable to calculate clashes - this section is therefore empty.

5.3 Torsion angles [i](#)

5.3.1 Protein backbone [i](#)

In the following table, the Percentiles column shows the percent Ramachandran outliers of the chain as a percentile score with respect to all PDB entries followed by that with respect to all EM entries.

The Analysed column shows the number of residues for which the backbone conformation was analysed, and the total number of residues.

Mol	Chain	Analysed	Favoured	Allowed	Outliers	Percentiles	
1	A	739/751 (98%)	720 (97%)	19 (3%)	0	100	100
2	B	731/735 (100%)	714 (98%)	17 (2%)	0	100	100
3	C	78/81 (96%)	74 (95%)	4 (5%)	0	100	100
4	D	141/196 (72%)	135 (96%)	6 (4%)	0	100	100
5	E	61/97 (63%)	59 (97%)	2 (3%)	0	100	100
6	F	163/227 (72%)	155 (95%)	8 (5%)	0	100	100
7	G	92/126 (73%)	86 (94%)	6 (6%)	0	100	100
8	H	98/130 (75%)	92 (94%)	6 (6%)	0	100	100
9	I	40/106 (38%)	35 (88%)	5 (12%)	0	100	100
10	J	39/41 (95%)	38 (97%)	1 (3%)	0	100	100
11	K	84/113 (74%)	79 (94%)	5 (6%)	0	100	100
12	L	157/196 (80%)	150 (96%)	7 (4%)	0	100	100
13	O	95/126 (75%)	87 (92%)	8 (8%)	0	100	100
14	1	192/228 (84%)	185 (96%)	7 (4%)	0	100	100
14	a	192/228 (84%)	185 (96%)	7 (4%)	0	100	100
15	2	215/246 (87%)	202 (94%)	13 (6%)	0	100	100

Continued on next page...

Continued from previous page...

Mol	Chain	Analysed	Favoured	Allowed	Outliers	Percentiles	
16	3	218/298 (73%)	213 (98%)	5 (2%)	0	100	100
17	4	208/264 (79%)	201 (97%)	7 (3%)	0	100	100
18	5	225/257 (88%)	212 (94%)	13 (6%)	0	100	100
19	6	228/257 (89%)	206 (90%)	22 (10%)	0	100	100
20	7	211/241 (88%)	201 (95%)	10 (5%)	0	100	100
21	8	215/243 (88%)	209 (97%)	6 (3%)	0	100	100
22	9	181/213 (85%)	167 (92%)	14 (8%)	0	100	100
23	W	218/249 (88%)	204 (94%)	14 (6%)	0	100	100
23	X	218/249 (88%)	204 (94%)	13 (6%)	1 (0%)	25	44
24	U	217/257 (84%)	197 (91%)	19 (9%)	1 (0%)	25	44
24	Y	218/257 (85%)	202 (93%)	15 (7%)	1 (0%)	25	44
25	Z	229/256 (90%)	223 (97%)	6 (3%)	0	100	100
26	V	235/268 (88%)	220 (94%)	15 (6%)	0	100	100
All	All	5938/6936 (86%)	5655 (95%)	280 (5%)	3 (0%)	50	69

All (3) Ramachandran outliers are listed below:

Mol	Chain	Res	Type
23	X	167	GLU
24	Y	114	GLY
24	U	174	GLY

5.3.2 Protein sidechains ⓘ

In the following table, the Percentiles column shows the percent sidechain outliers of the chain as a percentile score with respect to all PDB entries followed by that with respect to all EM entries.

The Analysed column shows the number of residues for which the sidechain conformation was analysed, and the total number of residues.

Mol	Chain	Analysed	Rotameric	Outliers	Percentiles	
1	A	601/610 (98%)	596 (99%)	5 (1%)	79	90
2	B	596/597 (100%)	586 (98%)	10 (2%)	56	78
3	C	69/70 (99%)	68 (99%)	1 (1%)	62	82
4	D	120/152 (79%)	117 (98%)	3 (2%)	42	68

Continued on next page...

Continued from previous page...

Mol	Chain	Analysed	Rotameric	Outliers	Percentiles	
5	E	54/81 (67%)	52 (96%)	2 (4%)	29	54
6	F	127/169 (75%)	124 (98%)	3 (2%)	44	69
7	G	70/94 (74%)	69 (99%)	1 (1%)	62	82
8	H	81/102 (79%)	81 (100%)	0	100	100
9	I	33/76 (43%)	33 (100%)	0	100	100
10	J	37/37 (100%)	36 (97%)	1 (3%)	40	65
11	K	59/80 (74%)	58 (98%)	1 (2%)	56	78
12	L	121/148 (82%)	121 (100%)	0	100	100
13	O	78/101 (77%)	77 (99%)	1 (1%)	65	83
14	1	137/162 (85%)	136 (99%)	1 (1%)	81	91
14	a	137/162 (85%)	135 (98%)	2 (2%)	60	81
15	2	173/198 (87%)	170 (98%)	3 (2%)	56	78
16	3	167/230 (73%)	165 (99%)	2 (1%)	67	85
17	4	165/205 (80%)	164 (99%)	1 (1%)	84	92
18	5	184/206 (89%)	181 (98%)	3 (2%)	58	79
19	6	184/203 (91%)	180 (98%)	4 (2%)	47	71
20	7	164/181 (91%)	162 (99%)	2 (1%)	67	85
21	8	163/183 (89%)	161 (99%)	2 (1%)	67	85
22	9	140/159 (88%)	139 (99%)	1 (1%)	81	91
23	W	163/187 (87%)	161 (99%)	2 (1%)	67	85
23	X	165/187 (88%)	162 (98%)	3 (2%)	54	76
24	U	168/194 (87%)	164 (98%)	4 (2%)	44	69
24	Y	170/194 (88%)	166 (98%)	4 (2%)	44	69
25	Z	178/195 (91%)	176 (99%)	2 (1%)	70	86
26	V	178/201 (89%)	177 (99%)	1 (1%)	84	92
All	All	4682/5364 (87%)	4617 (99%)	65 (1%)	62	82

All (65) residues with a non-rotameric sidechain are listed below:

Mol	Chain	Res	Type
1	A	37	ARG
1	A	278	PHE
1	A	360	PHE

Continued on next page...

Continued from previous page...

Mol	Chain	Res	Type
1	A	514	LEU
1	A	560	SER
2	B	6	PHE
2	B	56	SER
2	B	111	SER
2	B	140	SER
2	B	258	PHE
2	B	268	SER
2	B	354	TYR
2	B	356	LEU
2	B	416	LYS
2	B	578	TYR
3	C	34	CYS
4	D	81	GLU
4	D	154	ASP
4	D	187	SER
5	E	61	SER
5	E	91	ASP
6	F	128	ASP
6	F	162	TYR
6	F	182	ASP
7	G	84	SER
10	J	40	SER
11	K	69	ASP
13	O	34	LYS
14	a	70	SER
14	a	228	PHE
14	1	70	SER
15	2	55	ARG
15	2	61	ASP
15	2	64	LYS
16	3	53	SER
16	3	119	ASP
17	4	177	ASP
18	5	176	LYS
18	5	249	LEU
18	5	251	CYS
19	6	43	LYS
19	6	132	LEU
19	6	227	GLN
19	6	233	CYS
20	7	34	PHE

Continued on next page...

Continued from previous page...

Mol	Chain	Res	Type
20	7	104	ASP
21	8	29	GLN
21	8	154	PHE
22	9	150	ASN
23	X	104	LYS
23	X	170	ASP
23	X	186	ASP
24	Y	81	GLU
24	Y	119	GLU
24	Y	143	LEU
24	Y	178	ASP
25	Z	150	LEU
25	Z	240	ASN
24	U	55	ASN
24	U	62	THR
24	U	193	ASP
24	U	221	VAL
26	V	268	GLN
23	W	134	ASN
23	W	185	ASP

Sometimes sidechains can be flipped to improve hydrogen bonding and reduce clashes. All (20) such sidechains are listed below:

Mol	Chain	Res	Type
2	B	99	GLN
2	B	377	GLN
2	B	628	ASN
4	D	162	ASN
8	H	72	GLN
9	I	65	GLN
10	J	30	ASN
14	1	38	ASN
14	1	194	GLN
16	3	164	GLN
19	6	41	HIS
21	8	140	GLN
22	9	109	GLN
23	X	139	GLN
24	Y	140	ASN
24	Y	145	HIS
24	Y	147	GLN
24	U	169	ASN

Continued on next page...

Continued from previous page...

Mol	Chain	Res	Type
26	V	156	HIS
26	V	158	GLN

5.3.3 RNA ⓘ

There are no RNA molecules in this entry.

5.4 Non-standard residues in protein, DNA, RNA chains ⓘ

2 non-standard protein/DNA/RNA residues are modelled in this entry.

In the following table, the Counts columns list the number of bonds (or angles) for which Mogul statistics could be retrieved, the number of bonds (or angles) that are observed in the model and the number of bonds (or angles) that are defined in the Chemical Component Dictionary. The Link column lists molecule types, if any, to which the group is linked. The Z score for a bond length (or angle) is the number of standard deviations the observed value is removed from the expected value. A bond length (or angle) with $|Z| > 2$ is considered an outlier worth inspection. RMSZ is the root-mean-square of all Z scores of the bond lengths (or angles).

Mol	Type	Chain	Res	Link	Bond lengths			Bond angles		
					Counts	RMSZ	# Z > 2	Counts	RMSZ	# Z > 2
26	TPO	V	33	26	8,10,11	1.54	1 (12%)	10,14,16	1.77	2 (20%)
25	TPO	Z	27	25	8,10,11	1.09	0	10,14,16	1.63	1 (10%)

In the following table, the Chirals column lists the number of chiral outliers, the number of chiral centers analysed, the number of these observed in the model and the number defined in the Chemical Component Dictionary. Similar counts are reported in the Torsion and Rings columns. '-' means no outliers of that kind were identified.

Mol	Type	Chain	Res	Link	Chirals	Torsions	Rings
26	TPO	V	33	26	-	5/9/11/13	-
25	TPO	Z	27	25	-	0/9/11/13	-

All (1) bond length outliers are listed below:

Mol	Chain	Res	Type	Atoms	Z	Observed(Å)	Ideal(Å)
26	V	33	TPO	P-O1P	3.17	1.60	1.50

All (3) bond angle outliers are listed below:

Mol	Chain	Res	Type	Atoms	Z	Observed(°)	Ideal(°)
26	V	33	TPO	P-OG1-CB	-4.60	109.31	123.21
25	Z	27	TPO	P-OG1-CB	-4.57	109.42	123.21
26	V	33	TPO	CG2-CB-CA	-2.26	108.70	113.16

There are no chirality outliers.

All (5) torsion outliers are listed below:

Mol	Chain	Res	Type	Atoms
26	V	33	TPO	N-CA-CB-CG2
26	V	33	TPO	CB-OG1-P-O1P
26	V	33	TPO	CB-OG1-P-O2P
26	V	33	TPO	CB-OG1-P-O3P
26	V	33	TPO	O-C-CA-CB

There are no ring outliers.

No monomer is involved in short contacts.

5.5 Carbohydrates [i](#)

There are no oligosaccharides in this entry.

5.6 Ligand geometry [i](#)

471 ligands are modelled in this entry.

In the following table, the Counts columns list the number of bonds (or angles) for which Mogul statistics could be retrieved, the number of bonds (or angles) that are observed in the model and the number of bonds (or angles) that are defined in the Chemical Component Dictionary. The Link column lists molecule types, if any, to which the group is linked. The Z score for a bond length (or angle) is the number of standard deviations the observed value is removed from the expected value. A bond length (or angle) with $|Z| > 2$ is considered an outlier worth inspection. RMSZ is the root-mean-square of all Z scores of the bond lengths (or angles).

Mol	Type	Chain	Res	Link	Bond lengths			Bond angles		
					Counts	RMSZ	# Z > 2	Counts	RMSZ	# Z > 2
27	CLA	K	206	11	45,53,73	1.82	7 (15%)	52,89,113	1.47	7 (13%)
31	SF4	C	101	3	0,12,12	-	-	-		
27	CLA	A	811	-	65,73,73	1.48	8 (12%)	76,113,113	1.25	9 (11%)
27	CLA	a	611	29	37,46,73	2.01	8 (21%)	46,81,113	1.57	9 (19%)
27	CLA	K	201	11	45,53,73	1.81	7 (15%)	52,89,113	1.37	7 (13%)
27	CLA	A	809	1	65,73,73	1.45	9 (13%)	76,113,113	1.34	7 (9%)

Mol	Type	Chain	Res	Link	Bond lengths			Bond angles		
					Counts	RMSZ	# Z > 2	Counts	RMSZ	# Z > 2
27	CLA	2	601	15	65,73,73	1.46	6 (9%)	76,113,113	1.52	9 (11%)
27	CLA	4	616	17	43,51,73	1.93	7 (16%)	54,87,113	1.50	8 (14%)
27	CLA	K	204	-	45,53,73	1.76	8 (17%)	52,89,113	1.55	8 (15%)
27	CLA	A	841	-	65,73,73	1.48	9 (13%)	76,113,113	1.29	7 (9%)
27	CLA	1	603	-	52,61,73	1.64	7 (13%)	59,98,113	1.52	9 (15%)
27	CLA	B	831	-	65,73,73	1.45	7 (10%)	76,113,113	1.44	8 (10%)
27	CLA	1	611	29	57,65,73	1.61	8 (14%)	66,103,113	1.32	7 (10%)
27	CLA	6	616	19	65,73,73	1.48	8 (12%)	76,113,113	1.40	8 (10%)
27	CLA	X	604	-	49,57,73	1.77	6 (12%)	55,93,113	1.34	8 (14%)
30	BCR	L	308	-	41,41,41	0.82	2 (4%)	56,56,56	2.31	27 (48%)
27	CLA	9	614	-	45,53,73	1.80	8 (17%)	52,89,113	1.47	9 (17%)
38	CHL	U	606	-	44,52,74	2.18	14 (31%)	46,87,114	2.88	21 (45%)
27	CLA	5	612	18	40,49,73	1.86	7 (17%)	45,84,113	1.48	6 (13%)
27	CLA	6	620	-	64,72,73	1.50	7 (10%)	74,111,113	1.21	6 (8%)
27	CLA	6	613	-	63,72,73	1.56	8 (12%)	73,112,113	1.19	7 (9%)
27	CLA	B	835	-	45,53,73	1.80	7 (15%)	52,89,113	1.36	7 (13%)
27	CLA	B	826	-	62,70,73	1.52	7 (11%)	72,109,113	1.41	9 (12%)
27	CLA	A	840	-	52,60,73	1.66	8 (15%)	60,97,113	1.48	9 (15%)
38	CHL	V	605	26	44,52,74	2.25	14 (31%)	46,87,114	2.85	21 (45%)
27	CLA	8	614	-	53,61,73	1.66	8 (15%)	61,98,113	1.41	9 (14%)
27	CLA	1	604	-	49,57,73	1.74	8 (16%)	55,93,113	1.38	7 (12%)
27	CLA	2	604	-	42,50,73	1.86	8 (19%)	48,85,113	1.39	7 (14%)
29	LHG	3	624	27	48,48,48	0.92	2 (4%)	51,54,54	0.97	3 (5%)
38	CHL	W	606	-	46,54,74	2.25	16 (34%)	49,90,114	4.69	24 (48%)
27	CLA	5	619	-	43,51,73	1.91	7 (16%)	54,87,113	1.53	10 (18%)
30	BCR	5	622	-	41,41,41	0.73	0	56,56,56	2.34	21 (37%)
35	LUT	6	619	-	42,43,43	0.82	1 (2%)	51,60,60	1.83	13 (25%)
27	CLA	4	612	17	40,49,73	1.87	8 (20%)	45,84,113	1.53	7 (15%)
27	CLA	6	618	19	39,48,73	1.93	8 (20%)	48,83,113	1.62	9 (18%)
27	CLA	F	301	-	57,65,73	1.64	7 (12%)	66,103,113	1.28	7 (10%)
29	LHG	A	846	-	48,48,48	0.91	2 (4%)	51,54,54	0.90	2 (3%)
27	CLA	6	610	19	65,73,73	1.54	9 (13%)	76,113,113	1.18	8 (10%)
36	XAT	6	621	-	39,47,47	0.87	0	54,74,74	2.39	20 (37%)
27	CLA	6	608	-	45,53,73	1.82	9 (20%)	52,89,113	1.43	7 (13%)
30	BCR	3	620	-	41,41,41	0.85	0	56,56,56	4.30	30 (53%)

Mol	Type	Chain	Res	Link	Bond lengths			Bond angles		
					Counts	RMSZ	# Z > 2	Counts	RMSZ	# Z > 2
27	CLA	A	838	-	50,58,73	1.62	6 (12%)	58,95,113	1.57	9 (15%)
27	CLA	A	843	-	64,72,73	1.54	8 (12%)	74,111,113	1.23	8 (10%)
27	CLA	Y	604	-	50,58,73	1.76	6 (12%)	58,95,113	1.33	9 (15%)
27	CLA	B	837	-	65,73,73	1.52	8 (12%)	76,113,113	1.32	10 (13%)
32	LMU	5	629	-	33,33,36	1.18	2 (6%)	44,44,47	1.09	3 (6%)
35	LUT	2	619	-	42,43,43	0.82	1 (2%)	51,60,60	1.84	11 (21%)
30	BCR	B	847	-	41,41,41	0.82	0	56,56,56	2.08	15 (26%)
38	CHL	Z	606	-	46,54,74	2.38	15 (32%)	49,90,114	2.83	22 (44%)
29	LHG	V	2630	27	47,47,48	0.89	2 (4%)	50,53,54	1.12	3 (6%)
30	BCR	F	305	-	41,41,41	0.81	0	56,56,56	2.29	26 (46%)
27	CLA	3	602	16	60,68,73	1.55	9 (15%)	70,107,113	1.26	8 (11%)
38	CHL	W	609	23	66,74,74	1.94	15 (22%)	73,114,114	2.62	22 (30%)
35	LUT	X	1620	-	42,43,43	0.80	0	51,60,60	1.93	10 (19%)
27	CLA	a	604	-	49,57,73	1.73	8 (16%)	55,93,113	1.37	7 (12%)
27	CLA	A	815	-	50,58,73	1.68	9 (18%)	58,95,113	1.43	6 (10%)
27	CLA	a	601	14	53,62,73	1.65	9 (16%)	61,100,113	1.29	8 (13%)
27	CLA	8	606	-	64,72,73	1.50	9 (14%)	75,112,113	1.24	8 (10%)
38	CHL	W	605	23	46,54,74	2.29	14 (30%)	49,90,114	2.91	22 (44%)
32	LMU	A	857	-	36,36,36	1.14	2 (5%)	47,47,47	0.98	1 (2%)
27	CLA	A	828	-	65,73,73	1.48	9 (13%)	76,113,113	1.30	8 (10%)
32	LMU	K	208	-	36,36,36	1.15	2 (5%)	47,47,47	0.97	2 (4%)
38	CHL	Z	601	25	66,74,74	1.91	15 (22%)	73,114,114	2.65	20 (27%)
30	BCR	2	623	-	41,41,41	0.78	0	56,56,56	2.33	21 (37%)
27	CLA	V	614	-	45,53,73	1.81	8 (17%)	52,89,113	1.45	7 (13%)
27	CLA	W	614	-	45,53,73	1.78	9 (20%)	52,89,113	1.47	8 (15%)
29	LHG	2	622	27	35,35,48	1.08	2 (5%)	38,41,54	0.98	1 (2%)
27	CLA	3	611	29	37,46,73	2.02	8 (21%)	46,81,113	1.56	9 (19%)
27	CLA	6	617	-	45,53,73	1.78	8 (17%)	52,89,113	1.42	7 (13%)
27	CLA	B	834	-	60,68,73	1.54	8 (13%)	70,107,113	1.35	8 (11%)
27	CLA	H	203	-	65,73,73	1.50	8 (12%)	76,113,113	1.34	8 (10%)
27	CLA	1	612	14	45,53,73	1.78	7 (15%)	52,89,113	1.45	7 (13%)
38	CHL	X	609	23	66,74,74	1.95	15 (22%)	73,114,114	2.62	22 (30%)
27	CLA	B	820	-	50,58,73	1.67	8 (16%)	58,95,113	1.46	9 (15%)
27	CLA	6	609	19	45,53,73	1.79	8 (17%)	52,89,113	1.47	7 (13%)
32	LMU	5	628	-	34,34,36	1.16	2 (5%)	45,45,47	1.16	6 (13%)

Mol	Type	Chain	Res	Link	Bond lengths			Bond angles		
					Counts	RMSZ	# Z > 2	Counts	RMSZ	# Z > 2
27	CLA	B	830	-	43,51,73	1.85	9 (20%)	49,86,113	1.42	7 (14%)
27	CLA	W	603	-	52,60,73	1.65	11 (21%)	60,97,113	1.48	8 (13%)
27	CLA	B	802	-	65,73,73	1.47	9 (13%)	76,113,113	1.19	6 (7%)
32	LMU	A	858	-	34,35,36	1.23	3 (8%)	42,45,47	0.92	1 (2%)
38	CHL	U	601	24	66,74,74	1.91	15 (22%)	73,114,114	2.68	22 (30%)
38	CHL	W	601	23	66,74,74	1.91	15 (22%)	73,114,114	2.68	23 (31%)
29	LHG	9	624	-	48,48,48	0.95	2 (4%)	51,54,54	1.00	2 (3%)
27	CLA	B	813	-	65,73,73	1.49	9 (13%)	76,113,113	1.34	8 (10%)
27	CLA	A	834	-	65,73,73	1.47	8 (12%)	76,113,113	1.33	8 (10%)
38	CHL	Y	605	24	42,50,74	2.45	16 (38%)	44,85,114	3.03	22 (50%)
38	CHL	V	608	-	48,56,74	2.20	16 (33%)	51,92,114	2.70	21 (41%)
27	CLA	a	609	14	63,72,73	1.52	8 (12%)	73,112,113	1.25	9 (12%)
35	LUT	Y	1621	-	42,43,43	0.78	0	51,60,60	1.75	13 (25%)
30	BCR	B	849	-	41,41,41	0.72	0	56,56,56	2.49	24 (42%)
36	XAT	W	1622	-	39,47,47	1.01	3 (7%)	54,74,74	3.94	24 (44%)
27	CLA	X	610	23	65,73,73	1.58	7 (10%)	76,113,113	1.23	9 (11%)
27	CLA	9	609	22	61,69,73	1.54	8 (13%)	71,108,113	1.29	7 (9%)
37	NEX	6	624	-	38,46,46	1.09	1 (2%)	50,70,70	2.10	15 (30%)
27	CLA	A	807	1	65,73,73	1.50	9 (13%)	76,113,113	1.32	8 (10%)
27	CLA	4	603	17	44,52,73	1.88	8 (18%)	55,88,113	1.56	8 (14%)
36	XAT	4	620	-	39,47,47	0.88	0	54,74,74	2.49	23 (42%)
27	CLA	A	804	-	65,73,73	1.45	7 (10%)	76,113,113	1.39	8 (10%)
35	LUT	U	1621	-	42,43,43	0.96	2 (4%)	51,60,60	1.70	11 (21%)
27	CLA	3	612	16	43,51,73	1.86	8 (18%)	49,86,113	1.48	7 (14%)
27	CLA	4	607	-	45,53,73	1.78	9 (20%)	52,89,113	1.45	7 (13%)
27	CLA	V	610	26	62,70,73	1.52	10 (16%)	72,109,113	1.33	8 (11%)
27	CLA	L	307	-	39,48,73	1.92	8 (20%)	44,83,113	1.52	6 (13%)
27	CLA	B	808	-	65,73,73	1.50	9 (13%)	76,113,113	1.22	9 (11%)
35	LUT	V	1621	-	42,43,43	0.97	2 (4%)	51,60,60	1.74	12 (23%)
27	CLA	7	602	20	65,73,73	1.47	8 (12%)	76,113,113	1.25	6 (7%)
27	CLA	5	611	29	42,50,73	1.83	8 (19%)	48,85,113	1.39	7 (14%)
27	CLA	4	606	-	39,48,73	1.92	7 (17%)	44,83,113	1.43	7 (15%)
27	CLA	B	824	-	65,73,73	1.49	9 (13%)	76,113,113	1.27	6 (7%)
27	CLA	A	810	1	50,58,73	1.71	9 (18%)	58,95,113	1.47	9 (15%)
27	CLA	4	608	-	65,73,73	1.49	8 (12%)	76,113,113	1.28	8 (10%)

Mol	Type	Chain	Res	Link	Bond lengths			Bond angles		
					Counts	RMSZ	# Z > 2	Counts	RMSZ	# Z > 2
36	XAT	Y	1622	-	39,47,47	0.89	1 (2%)	54,74,74	3.87	25 (46%)
27	CLA	B	841	29	65,73,73	1.50	9 (13%)	76,113,113	1.28	7 (9%)
27	CLA	5	601	18	56,64,73	1.59	8 (14%)	65,102,113	1.46	9 (13%)
33	LMG	A	860	-	40,40,55	1.04	2 (5%)	48,48,63	1.10	4 (8%)
38	CHL	V	609	26	61,69,74	2.05	15 (24%)	67,108,114	2.66	20 (29%)
27	CLA	A	826	-	64,72,73	1.47	7 (10%)	74,111,113	1.43	6 (8%)
27	CLA	B	821	-	43,51,73	1.91	8 (18%)	48,86,113	1.49	9 (18%)
27	CLA	Z	612	25	65,73,73	1.52	5 (7%)	76,113,113	1.25	7 (9%)
34	DGD	B	850	-	63,63,67	0.84	2 (3%)	77,77,81	1.03	4 (5%)
27	CLA	2	602	15	63,72,73	1.49	8 (12%)	73,112,113	1.29	6 (8%)
30	BCR	J	102	-	41,41,41	0.76	0	56,56,56	2.18	23 (41%)
27	CLA	V	603	-	45,53,73	1.75	9 (20%)	52,89,113	1.56	6 (11%)
27	CLA	B	805	-	65,73,73	1.47	8 (12%)	76,113,113	1.36	8 (10%)
27	CLA	G	203	-	42,50,73	1.83	7 (16%)	48,85,113	1.50	7 (14%)
27	CLA	Y	613	24	65,73,73	1.56	6 (9%)	76,113,113	1.27	11 (14%)
36	XAT	Z	1622	-	39,47,47	0.90	1 (2%)	54,74,74	3.78	25 (46%)
38	CHL	Y	609	24	66,74,74	1.95	15 (22%)	73,114,114	2.58	21 (28%)
38	CHL	X	605	23	46,54,74	2.35	16 (34%)	49,90,114	2.88	23 (46%)
36	XAT	7	620	-	39,47,47	0.91	1 (2%)	54,74,74	2.48	22 (40%)
27	CLA	1	610	14	38,47,73	1.87	7 (18%)	44,81,113	1.77	9 (20%)
27	CLA	V	602	26	60,68,73	1.54	10 (16%)	70,107,113	1.37	8 (11%)
35	LUT	W	1621	-	42,43,43	0.96	2 (4%)	51,60,60	1.70	12 (23%)
27	CLA	8	609	21	45,53,73	1.79	9 (20%)	52,89,113	1.41	7 (13%)
32	LMU	8	625	-	36,36,36	1.15	2 (5%)	47,47,47	1.02	3 (6%)
36	XAT	V	1622	-	39,47,47	0.97	2 (5%)	54,74,74	2.58	19 (35%)
27	CLA	A	845	29	50,58,73	1.69	8 (16%)	58,95,113	1.35	7 (12%)
27	CLA	7	611	29	59,67,73	1.55	8 (13%)	68,105,113	1.27	8 (11%)
35	LUT	1	617	-	42,43,43	0.83	1 (2%)	51,60,60	1.77	14 (27%)
27	CLA	2	603	15	43,52,73	1.87	8 (18%)	49,88,113	1.48	6 (12%)
27	CLA	Y	610	24	65,73,73	1.57	7 (10%)	76,113,113	1.23	9 (11%)
33	LMG	4	624	-	40,40,55	1.05	2 (5%)	48,48,63	1.20	7 (14%)
30	BCR	4	621	-	41,41,41	0.78	1 (2%)	56,56,56	2.47	24 (42%)
27	CLA	Z	603	-	65,73,73	1.48	6 (9%)	76,113,113	1.32	6 (7%)
27	CLA	U	612	24	43,51,73	1.81	8 (18%)	49,86,113	1.46	6 (12%)
27	CLA	2	607	-	45,53,73	1.78	9 (20%)	52,89,113	1.48	7 (13%)

Mol	Type	Chain	Res	Link	Bond lengths			Bond angles		
					Counts	RMSZ	# Z > 2	Counts	RMSZ	# Z > 2
27	CLA	a	607	-	45,53,73	1.80	8 (17%)	52,89,113	1.44	8 (15%)
27	CLA	6	602	19	65,73,73	1.51	9 (13%)	76,113,113	1.26	8 (10%)
27	CLA	B	816	-	54,62,73	1.62	8 (14%)	62,99,113	1.36	8 (12%)
27	CLA	2	612	15	44,52,73	1.83	8 (18%)	51,88,113	1.43	6 (11%)
27	CLA	6	612	19	40,49,73	1.85	7 (17%)	45,84,113	1.50	8 (17%)
27	CLA	Z	602	25	60,68,73	1.61	6 (10%)	70,107,113	1.25	7 (10%)
33	LMG	L	2631	-	37,37,55	1.10	2 (5%)	45,45,63	1.11	3 (6%)
38	CHL	U	605	24	43,51,74	2.27	12 (27%)	45,86,114	3.00	22 (48%)
27	CLA	1	607	-	39,48,73	1.88	9 (23%)	44,83,113	1.51	8 (18%)
27	CLA	F	303	-	42,50,73	1.89	8 (19%)	48,85,113	1.47	7 (14%)
29	LHG	U	2630	27	48,48,48	0.92	2 (4%)	51,54,54	0.92	2 (3%)
38	CHL	Y	606	-	46,54,74	2.32	15 (32%)	49,90,114	2.81	21 (42%)
29	LHG	A	847	27	29,29,48	1.17	2 (6%)	32,35,54	1.04	2 (6%)
27	CLA	B	815	-	43,51,73	1.81	9 (20%)	49,86,113	1.43	7 (14%)
29	LHG	1	620	27	48,48,48	0.91	2 (4%)	51,54,54	0.97	3 (5%)
30	BCR	B	846	-	41,41,41	0.76	1 (2%)	56,56,56	2.23	21 (37%)
27	CLA	L	304	-	45,53,73	1.77	8 (17%)	52,89,113	1.42	7 (13%)
27	CLA	9	611	29	42,50,73	1.86	7 (16%)	48,85,113	1.44	7 (14%)
27	CLA	B	825	-	49,57,73	1.69	8 (16%)	55,93,113	1.42	9 (16%)
27	CLA	5	617	-	50,58,73	1.68	10 (20%)	58,95,113	1.39	9 (15%)
30	BCR	1	619	-	41,41,41	0.72	0	56,56,56	2.42	22 (39%)
27	CLA	G	204	7	45,53,73	1.81	8 (17%)	52,89,113	1.49	8 (15%)
27	CLA	U	613	24	59,67,73	1.57	9 (15%)	68,105,113	1.35	9 (13%)
27	CLA	9	606	-	39,48,73	1.94	9 (23%)	44,83,113	1.52	8 (18%)
27	CLA	8	611	29	42,50,73	1.83	9 (21%)	48,85,113	1.39	7 (14%)
33	LMG	V	2631	-	41,41,55	1.01	2 (4%)	49,49,63	1.16	4 (8%)
27	CLA	6	603	-	51,59,73	1.72	7 (13%)	63,96,113	1.45	10 (15%)
27	CLA	3	613	16	52,61,73	1.69	8 (15%)	59,98,113	1.31	8 (13%)
27	CLA	A	830	-	65,73,73	1.47	9 (13%)	76,113,113	1.33	7 (9%)
36	XAT	2	620	-	39,47,47	0.93	0	54,74,74	2.50	21 (38%)
27	CLA	5	609	18	65,73,73	1.50	9 (13%)	76,113,113	1.27	7 (9%)
30	BCR	7	621	-	41,41,41	0.75	0	56,56,56	2.34	23 (41%)
27	CLA	A	803	-	65,73,73	1.49	9 (13%)	76,113,113	1.34	6 (7%)
27	CLA	7	616	20	43,51,73	1.90	7 (16%)	54,87,113	1.49	9 (16%)
27	CLA	U	614	-	42,50,73	1.83	9 (21%)	48,85,113	1.45	7 (14%)

Mol	Type	Chain	Res	Link	Bond lengths			Bond angles		
					Counts	RMSZ	# Z > 2	Counts	RMSZ	# Z > 2
27	CLA	Z	611	29	65,73,73	1.49	5 (7%)	76,113,113	1.26	7 (9%)
27	CLA	B	804	-	41,49,73	1.83	8 (19%)	47,84,113	1.46	7 (14%)
27	CLA	A	823	-	42,50,73	1.86	9 (21%)	48,85,113	1.44	7 (14%)
27	CLA	a	612	14	45,53,73	1.79	8 (17%)	52,89,113	1.46	7 (13%)
27	CLA	H	202	8	38,47,73	1.94	9 (23%)	43,82,113	1.43	7 (16%)
38	CHL	X	601	23	66,74,74	1.91	15 (22%)	73,114,114	2.69	21 (28%)
30	BCR	A	848	-	41,41,41	0.82	0	56,56,56	1.97	14 (25%)
27	CLA	B	803	-	65,73,73	1.47	9 (13%)	76,113,113	1.25	6 (7%)
27	CLA	A	836	-	65,73,73	1.49	9 (13%)	76,113,113	1.29	9 (11%)
27	CLA	B	809	2	65,73,73	1.50	9 (13%)	76,113,113	1.32	7 (9%)
27	CLA	3	609	16	60,68,73	1.55	9 (15%)	70,107,113	1.45	10 (14%)
27	CLA	U	610	24	56,64,73	1.66	9 (16%)	65,102,113	1.27	8 (12%)
27	CLA	1	613	-	65,73,73	1.51	8 (12%)	76,113,113	1.23	9 (11%)
27	CLA	A	805	-	52,60,73	1.67	9 (17%)	60,97,113	1.54	8 (13%)
30	BCR	A	852	-	41,41,41	0.85	1 (2%)	56,56,56	2.47	25 (44%)
29	LHG	X	2630	27	48,48,48	0.96	2 (4%)	51,54,54	0.97	2 (3%)
27	CLA	3	610	16	65,73,73	1.50	9 (13%)	76,113,113	1.28	7 (9%)
27	CLA	a	610	14	59,67,73	1.55	7 (11%)	69,106,113	1.42	8 (11%)
33	LMG	9	625	-	55,55,55	0.89	2 (3%)	63,63,63	0.95	2 (3%)
27	CLA	2	606	-	45,53,73	1.78	8 (17%)	52,89,113	1.55	7 (13%)
27	CLA	1	602	14	61,69,73	1.53	9 (14%)	71,108,113	1.29	8 (11%)
27	CLA	A	822	-	65,73,73	1.49	8 (12%)	76,113,113	1.47	10 (13%)
27	CLA	7	612	20	44,52,73	1.82	8 (18%)	51,88,113	1.51	6 (11%)
38	CHL	Z	607	-	66,74,74	1.90	15 (22%)	73,114,114	2.73	20 (27%)
27	CLA	B	829	-	65,73,73	1.48	9 (13%)	76,113,113	1.32	8 (10%)
27	CLA	V	604	-	50,58,73	1.71	9 (18%)	58,95,113	1.46	7 (12%)
27	CLA	7	614	-	42,50,73	1.85	9 (21%)	48,85,113	1.36	7 (14%)
27	CLA	A	819	-	59,67,73	1.52	10 (16%)	68,105,113	1.42	7 (10%)
27	CLA	A	817	-	45,53,73	1.76	8 (17%)	52,89,113	1.62	8 (15%)
27	CLA	W	604	-	47,55,73	1.75	8 (17%)	54,91,113	1.41	8 (14%)
27	CLA	1	616	14	43,51,73	1.86	7 (16%)	54,87,113	1.60	9 (16%)
27	CLA	6	607	-	41,49,73	1.87	8 (19%)	51,84,113	1.56	9 (17%)
37	NEX	W	1623	-	38,46,46	0.91	1 (2%)	50,70,70	2.48	16 (32%)
29	LHG	5	625	-	48,48,48	0.93	2 (4%)	51,54,54	1.06	3 (5%)
33	LMG	H	205	-	55,55,55	0.89	2 (3%)	63,63,63	1.12	6 (9%)

Mol	Type	Chain	Res	Link	Bond lengths			Bond angles		
					Counts	RMSZ	# Z > 2	Counts	RMSZ	# Z > 2
27	CLA	X	602	23	65,73,73	1.56	7 (10%)	76,113,113	1.22	6 (7%)
27	CLA	A	808	-	50,58,73	1.69	9 (18%)	58,95,113	1.43	8 (13%)
37	NEX	5	624	-	38,46,46	1.04	1 (2%)	50,70,70	2.16	13 (26%)
27	CLA	A	806	-	65,73,73	1.46	8 (12%)	76,113,113	1.42	9 (11%)
33	LMG	4	623	-	40,40,55	1.05	2 (5%)	48,48,63	1.14	4 (8%)
27	CLA	A	820	-	65,73,73	1.47	7 (10%)	76,113,113	1.38	8 (10%)
27	CLA	3	607	16	56,64,73	1.63	8 (14%)	69,102,113	1.47	11 (15%)
27	CLA	Y	612	24	45,53,73	1.85	6 (13%)	52,89,113	1.45	7 (13%)
27	CLA	A	802	-	65,73,73	1.48	9 (13%)	76,113,113	1.36	8 (10%)
27	CLA	9	603	22	44,52,73	1.86	9 (20%)	55,88,113	1.45	8 (14%)
38	CHL	V	601	26	66,74,74	1.91	15 (22%)	73,114,114	2.66	21 (28%)
36	XAT	9	620	-	39,47,47	0.92	1 (2%)	54,74,74	2.41	20 (37%)
29	LHG	a	620	27	42,42,48	0.98	2 (4%)	45,48,54	1.01	2 (4%)
27	CLA	7	615	-	41,50,73	1.93	7 (17%)	50,85,113	1.50	8 (16%)
27	CLA	9	601	22	45,53,73	1.81	8 (17%)	52,89,113	1.43	8 (15%)
27	CLA	A	821	-	53,61,73	1.66	8 (15%)	61,98,113	1.40	8 (13%)
27	CLA	B	836	-	50,58,73	1.67	7 (14%)	58,95,113	1.52	6 (10%)
29	LHG	6	623	27	47,47,48	0.93	2 (4%)	50,53,54	0.90	3 (6%)
28	PQN	B	842	-	34,34,34	3.39	10 (29%)	42,45,45	1.59	6 (14%)
30	BCR	a	619	-	41,41,41	0.73	0	56,56,56	2.41	22 (39%)
32	LMU	1	621	-	36,36,36	1.17	2 (5%)	47,47,47	0.95	1 (2%)
27	CLA	A	801	-	65,73,73	1.50	9 (13%)	76,113,113	1.29	10 (13%)
27	CLA	A	818	-	60,68,73	1.52	7 (11%)	70,107,113	1.39	8 (11%)
27	CLA	B	840	-	65,73,73	1.53	8 (12%)	76,113,113	1.32	8 (10%)
27	CLA	Y	603	-	55,63,73	1.68	7 (12%)	64,101,113	1.35	8 (12%)
27	CLA	O	2001	-	36,46,73	1.97	8 (22%)	41,80,113	1.49	8 (19%)
27	CLA	B	832	-	60,68,73	1.56	8 (13%)	70,107,113	1.32	10 (14%)
27	CLA	B	833	-	65,73,73	1.51	9 (13%)	76,113,113	1.27	11 (14%)
35	LUT	Z	1621	-	42,43,43	0.76	0	51,60,60	1.77	13 (25%)
36	XAT	3	619	-	39,47,47	0.89	1 (2%)	54,74,74	2.56	22 (40%)
27	CLA	X	611	29	45,53,73	1.84	6 (13%)	52,89,113	1.49	9 (17%)
27	CLA	X	613	23	65,73,73	1.55	6 (9%)	76,113,113	1.27	11 (14%)
27	CLA	5	603	-	54,62,73	1.70	8 (14%)	67,100,113	1.45	11 (16%)
27	CLA	Z	604	-	57,65,73	1.64	5 (8%)	66,103,113	1.33	7 (10%)
27	CLA	8	601	21	65,73,73	1.45	7 (10%)	76,113,113	1.36	7 (9%)

Mol	Type	Chain	Res	Link	Bond lengths			Bond angles		
					Counts	RMSZ	# Z > 2	Counts	RMSZ	# Z > 2
27	CLA	8	616	-	43,51,73	1.94	7 (16%)	54,87,113	1.50	9 (16%)
27	CLA	B	838	-	46,54,73	1.74	8 (17%)	53,90,113	1.50	8 (15%)
27	CLA	4	604	-	54,62,73	1.68	8 (14%)	67,100,113	1.40	10 (14%)
27	CLA	A	842	-	65,73,73	1.50	8 (12%)	76,113,113	1.37	10 (13%)
27	CLA	a	613	-	54,62,73	1.65	8 (14%)	62,99,113	1.30	8 (12%)
29	LHG	B	854	-	48,48,48	0.94	2 (4%)	51,54,54	1.03	3 (5%)
27	CLA	Z	610	25	65,73,73	1.51	6 (9%)	76,113,113	1.34	9 (11%)
30	BCR	O	2004	-	41,41,41	0.77	0	56,56,56	2.38	19 (33%)
35	LUT	U	1620	-	42,43,43	0.90	1 (2%)	51,60,60	1.83	10 (19%)
29	LHG	Y	2630	27	48,48,48	0.95	2 (4%)	51,54,54	0.97	2 (3%)
38	CHL	Y	607	-	66,74,74	1.96	16 (24%)	73,114,114	2.66	25 (34%)
27	CLA	3	615	-	39,48,73	1.90	7 (17%)	44,83,113	1.70	7 (15%)
27	CLA	a	602	14	61,69,73	1.53	9 (14%)	71,108,113	1.29	8 (11%)
35	LUT	3	618	-	42,43,43	0.82	1 (2%)	51,60,60	1.67	12 (23%)
27	CLA	5	607	-	65,73,73	1.49	9 (13%)	76,113,113	1.38	7 (9%)
27	CLA	8	607	-	41,49,73	1.89	8 (19%)	51,84,113	1.56	9 (17%)
36	XAT	8	620	-	39,47,47	0.95	1 (2%)	54,74,74	2.56	26 (48%)
27	CLA	5	610	18	54,62,73	1.62	7 (12%)	62,99,113	1.45	8 (12%)
35	LUT	4	619	-	42,43,43	0.78	0	51,60,60	1.76	16 (31%)
27	CLA	B	811	-	53,60,73	1.74	9 (16%)	62,97,113	1.38	9 (14%)
27	CLA	6	614	-	60,68,73	1.58	8 (13%)	70,107,113	1.28	9 (12%)
30	BCR	9	621	-	41,41,41	0.76	0	56,56,56	2.08	18 (32%)
27	CLA	4	611	29	42,50,73	1.84	8 (19%)	48,85,113	1.45	7 (14%)
29	LHG	9	622	27	29,29,48	1.19	2 (6%)	32,35,54	1.03	1 (3%)
29	LHG	7	622	27	36,36,48	1.05	2 (5%)	39,42,54	0.85	2 (5%)
38	CHL	X	606	-	44,52,74	2.28	14 (31%)	46,87,114	2.90	21 (45%)
27	CLA	A	832	-	50,58,73	1.75	9 (18%)	58,95,113	1.38	10 (17%)
38	CHL	W	608	-	47,55,74	2.23	14 (29%)	50,91,114	2.73	21 (42%)
29	LHG	9	623	-	48,48,48	0.92	2 (4%)	51,54,54	1.06	3 (5%)
27	CLA	Y	602	24	58,66,73	1.65	6 (10%)	67,104,113	1.27	6 (8%)
27	CLA	a	603	-	54,62,73	1.63	8 (14%)	62,99,113	1.52	9 (14%)
30	BCR	A	850	-	41,41,41	0.78	1 (2%)	56,56,56	2.16	22 (39%)
35	LUT	8	619	-	42,43,43	0.81	1 (2%)	51,60,60	1.66	13 (25%)
37	NEX	V	1623	-	38,46,46	0.90	2 (5%)	50,70,70	2.25	12 (24%)
30	BCR	O	2005	-	41,41,41	0.80	1 (2%)	56,56,56	3.00	25 (44%)

Mol	Type	Chain	Res	Link	Bond lengths			Bond angles		
					Counts	RMSZ	# Z > 2	Counts	RMSZ	# Z > 2
27	CLA	X	612	23	43,51,73	1.86	6 (13%)	49,86,113	1.45	7 (14%)
27	CLA	3	603	-	55,63,73	1.60	7 (12%)	64,101,113	1.62	9 (14%)
27	CLA	8	608	-	51,59,73	1.68	9 (17%)	59,96,113	1.43	8 (13%)
28	PQN	A	844	-	34,34,34	3.46	11 (32%)	42,45,45	1.59	4 (9%)
38	CHL	X	607	-	66,74,74	1.92	14 (21%)	73,114,114	2.72	22 (30%)
27	CLA	6	606	-	39,48,73	1.91	7 (17%)	44,83,113	1.39	7 (15%)
27	CLA	3	617	16	39,48,73	1.88	9 (23%)	44,83,113	1.56	7 (15%)
38	CHL	U	609	24	60,68,74	2.04	15 (25%)	65,106,114	2.74	22 (33%)
27	CLA	V	612	26	45,53,73	1.78	10 (22%)	52,89,113	1.53	9 (17%)
27	CLA	Z	614	-	54,62,73	1.67	6 (11%)	62,99,113	1.30	7 (11%)
29	LHG	8	623	-	39,39,48	1.02	2 (5%)	42,45,54	1.09	3 (7%)
30	BCR	L	309	-	41,41,41	0.68	0	56,56,56	1.97	18 (32%)
36	XAT	1	618	-	39,47,47	0.90	0	54,74,74	2.51	22 (40%)
27	CLA	3	614	-	39,48,73	1.91	8 (20%)	44,83,113	1.47	6 (13%)
27	CLA	A	831	-	65,73,73	1.50	10 (15%)	76,113,113	1.26	7 (9%)
38	CHL	U	608	-	44,52,74	2.22	14 (31%)	46,87,114	2.80	19 (41%)
27	CLA	7	608	-	50,58,73	1.69	8 (16%)	58,95,113	1.40	7 (12%)
27	CLA	8	610	21	60,68,73	1.52	7 (11%)	70,107,113	1.52	8 (11%)
35	LUT	7	619	-	42,43,43	0.85	2 (4%)	51,60,60	1.82	11 (21%)
30	BCR	B	848	-	41,41,41	0.78	0	56,56,56	2.20	20 (35%)
27	CLA	Y	611	29	43,51,73	1.87	6 (13%)	49,86,113	1.46	7 (14%)
27	CLA	A	835	-	61,69,73	1.54	9 (14%)	71,108,113	1.29	8 (11%)
29	LHG	O	2631	-	35,35,48	1.08	2 (5%)	38,41,54	1.07	3 (7%)
30	BCR	6	622	-	41,41,41	0.72	1 (2%)	56,56,56	3.46	27 (48%)
27	CLA	A	812	-	65,73,73	1.49	8 (12%)	76,113,113	1.27	8 (10%)
27	CLA	A	854	-	65,73,73	1.51	9 (13%)	76,113,113	1.41	10 (13%)
27	CLA	V	611	29	43,51,73	1.81	10 (23%)	49,86,113	1.51	7 (14%)
27	CLA	W	611	29	57,65,73	1.57	8 (14%)	66,103,113	1.37	8 (12%)
37	NEX	Z	1623	-	38,46,46	1.14	2 (5%)	50,70,70	2.34	15 (30%)
29	LHG	3	623	-	44,44,48	0.96	2 (4%)	47,50,54	1.05	3 (6%)
27	CLA	W	610	23	55,63,73	1.65	9 (16%)	64,101,113	1.27	8 (12%)
30	BCR	8	621	-	41,41,41	0.83	0	56,56,56	2.52	17 (30%)
29	LHG	8	622	27	48,48,48	0.92	2 (4%)	51,54,54	0.85	2 (3%)
27	CLA	5	616	18	41,50,73	1.90	8 (19%)	50,85,113	1.46	9 (18%)
27	CLA	6	601	19	65,73,73	1.50	9 (13%)	76,113,113	1.32	9 (11%)

Mol	Type	Chain	Res	Link	Bond lengths			Bond angles		
					Counts	RMSZ	# Z > 2	Counts	RMSZ	# Z > 2
38	CHL	Z	609	25	66,74,74	2.01	15 (22%)	73,114,114	2.55	22 (30%)
27	CLA	B	817	-	59,67,73	1.58	9 (15%)	68,105,113	1.43	10 (14%)
27	CLA	a	606	-	43,52,73	1.81	8 (18%)	48,87,113	1.42	6 (12%)
33	LMG	8	626	-	46,46,55	0.97	2 (4%)	54,54,63	1.10	4 (7%)
27	CLA	5	613	18	64,72,73	1.51	8 (12%)	74,111,113	1.26	7 (9%)
27	CLA	4	614	-	56,64,73	1.62	7 (12%)	65,102,113	1.35	10 (15%)
30	BCR	L	305	-	41,41,41	0.75	0	56,56,56	2.07	23 (41%)
27	CLA	B	823	-	45,53,73	1.84	9 (20%)	52,89,113	1.34	8 (15%)
38	CHL	Y	608	-	49,57,74	2.28	15 (30%)	52,93,114	2.72	23 (44%)
30	BCR	A	856	-	41,41,41	0.77	0	56,56,56	2.14	19 (33%)
27	CLA	1	608	-	43,52,73	1.84	8 (18%)	49,88,113	1.43	8 (16%)
27	CLA	5	602	18	65,73,73	1.48	9 (13%)	76,113,113	1.25	7 (9%)
27	CLA	6	604	-	65,73,73	1.49	8 (12%)	76,113,113	1.22	9 (11%)
37	NEX	Y	1623	-	40,45,46	1.03	2 (5%)	50,67,70	2.47	16 (32%)
30	BCR	L	301	-	41,41,41	0.72	0	56,56,56	2.26	27 (48%)
30	BCR	K	207	-	41,41,41	0.75	0	56,56,56	2.93	23 (41%)
30	BCR	B	844	-	41,41,41	0.87	1 (2%)	56,56,56	2.11	20 (35%)
27	CLA	X	603	-	62,70,73	1.58	7 (11%)	72,109,113	1.29	8 (11%)
30	BCR	3	621	-	41,41,41	0.81	0	56,56,56	1.79	14 (25%)
27	CLA	L	302	12	45,53,73	1.81	9 (20%)	52,89,113	1.49	8 (15%)
27	CLA	5	606	-	39,48,73	1.92	9 (23%)	44,83,113	1.35	6 (13%)
31	SF4	A	853	1,2	0,12,12	-	-	-	-	-
29	LHG	B	851	27	37,37,48	1.08	2 (5%)	40,43,54	1.13	3 (7%)
27	CLA	B	819	-	55,63,73	1.64	9 (16%)	64,101,113	1.37	8 (12%)
38	CHL	V	606	-	44,52,74	2.17	15 (34%)	46,87,114	2.94	19 (41%)
27	CLA	J	101	10	42,50,73	1.89	9 (21%)	48,85,113	1.46	8 (16%)
27	CLA	2	609	15	45,53,73	1.81	8 (17%)	52,89,113	1.42	7 (13%)
30	BCR	B	843	-	41,41,41	0.78	0	56,56,56	1.80	16 (28%)
30	BCR	G	205	-	41,41,41	0.79	0	56,56,56	1.96	15 (26%)
36	XAT	5	621	-	39,47,47	0.89	1 (2%)	54,74,74	2.52	22 (40%)
27	CLA	B	822	-	42,50,73	1.83	9 (21%)	48,85,113	1.42	8 (16%)
27	CLA	9	612	22	40,49,73	1.87	6 (15%)	45,84,113	1.54	8 (17%)
27	CLA	7	604	-	50,58,73	1.72	9 (18%)	58,95,113	1.35	8 (13%)
27	CLA	4	601	17	65,73,73	1.49	7 (10%)	76,113,113	1.34	9 (11%)
27	CLA	1	609	14	40,48,73	1.93	8 (20%)	50,83,113	1.60	10 (20%)

Mol	Type	Chain	Res	Link	Bond lengths			Bond angles		
					Counts	RMSZ	# Z > 2	Counts	RMSZ	# Z > 2
35	LUT	X	1621	-	42,43,43	0.79	1 (2%)	51,60,60	1.75	13 (25%)
27	CLA	9	602	22	60,68,73	1.54	8 (13%)	70,107,113	1.38	8 (11%)
27	CLA	B	839	-	65,73,73	1.49	8 (12%)	76,113,113	1.24	7 (9%)
27	CLA	7	603	-	43,52,73	1.79	9 (20%)	49,88,113	1.58	7 (14%)
38	CHL	Z	608	-	50,58,74	2.24	14 (28%)	52,94,114	2.73	22 (42%)
27	CLA	1	606	-	37,47,73	1.90	8 (21%)	41,80,113	1.57	8 (19%)
27	CLA	U	603	-	52,60,73	1.64	11 (21%)	60,97,113	1.47	8 (13%)
27	CLA	A	839	-	55,63,73	1.63	9 (16%)	64,101,113	1.34	9 (14%)
27	CLA	A	827	-	58,66,73	1.56	9 (15%)	67,104,113	1.34	8 (11%)
27	CLA	X	614	-	42,50,73	1.88	6 (14%)	48,85,113	1.43	7 (14%)
27	CLA	W	613	23	65,73,73	1.48	9 (13%)	76,113,113	1.31	9 (11%)
38	CHL	X	608	-	66,74,74	1.95	16 (24%)	73,114,114	2.62	19 (26%)
27	CLA	A	829	-	65,73,73	1.46	7 (10%)	76,113,113	1.32	7 (9%)
27	CLA	Y	614	-	48,56,73	1.80	6 (12%)	55,92,113	1.38	8 (14%)
27	CLA	U	602	24	59,67,73	1.55	9 (15%)	68,105,113	1.38	6 (8%)
27	CLA	O	2003	-	39,48,73	1.94	8 (20%)	44,83,113	1.45	7 (15%)
37	NEX	X	1623	-	38,46,46	0.93	1 (2%)	50,70,70	2.44	16 (32%)
27	CLA	W	612	23	45,53,73	1.78	8 (17%)	52,89,113	1.45	6 (11%)
27	CLA	9	607	-	45,53,73	1.81	9 (20%)	52,89,113	1.43	7 (13%)
27	CLA	L	303	-	65,73,73	1.49	8 (12%)	76,113,113	1.32	9 (11%)
36	XAT	U	1622	-	39,47,47	1.02	3 (7%)	54,74,74	3.93	24 (44%)
27	CLA	2	611	29	42,50,73	1.85	8 (19%)	48,85,113	1.46	7 (14%)
27	CLA	9	604	-	50,58,73	1.74	8 (16%)	62,95,113	1.42	10 (16%)
33	LMG	5	627	-	40,40,55	1.05	2 (5%)	48,48,63	1.01	2 (4%)
27	CLA	A	824	-	65,73,73	1.48	8 (12%)	76,113,113	1.34	9 (11%)
30	BCR	B	801	-	41,41,41	0.84	0	56,56,56	2.10	20 (35%)
27	CLA	a	614	-	55,62,73	1.71	9 (16%)	60,99,113	1.43	10 (16%)
27	CLA	B	818	-	60,68,73	1.54	9 (15%)	70,107,113	1.48	9 (12%)
35	LUT	Y	1620	-	42,43,43	0.80	1 (2%)	51,60,60	1.94	11 (21%)
27	CLA	B	814	-	62,70,73	1.50	8 (12%)	72,109,113	1.27	9 (12%)
27	CLA	4	613	17	65,73,73	1.51	8 (12%)	76,113,113	1.24	8 (10%)
29	LHG	H	204	-	48,48,48	0.90	2 (4%)	51,54,54	0.90	1 (1%)
27	CLA	B	810	-	64,72,73	1.51	8 (12%)	74,111,113	1.27	7 (9%)
29	LHG	W	2630	27	43,43,48	0.96	2 (4%)	46,49,54	0.96	2 (4%)
37	NEX	U	1623	-	38,46,46	0.93	2 (5%)	50,70,70	2.48	15 (30%)

Mol	Type	Chain	Res	Link	Bond lengths			Bond angles		
					Counts	RMSZ	# Z > 2	Counts	RMSZ	# Z > 2
27	CLA	3	606	-	53,62,73	1.63	8 (15%)	61,100,113	1.32	7 (11%)
27	CLA	a	608	-	43,52,73	1.84	8 (18%)	49,88,113	1.42	8 (16%)
33	LMG	J	104	-	40,40,55	1.06	2 (5%)	48,48,63	1.17	4 (8%)
35	LUT	Z	1620	-	42,43,43	0.75	1 (2%)	51,60,60	1.78	12 (23%)
27	CLA	B	828	-	65,73,73	1.48	9 (13%)	76,113,113	1.27	9 (11%)
27	CLA	8	612	21	40,49,73	1.87	8 (20%)	45,84,113	1.55	7 (15%)
27	CLA	4	609	17	57,65,73	1.59	8 (14%)	66,103,113	1.34	9 (13%)
38	CHL	V	607	-	46,54,74	2.23	16 (34%)	49,90,114	2.74	22 (44%)
35	LUT	9	619	-	42,43,43	0.79	0	51,60,60	1.73	14 (27%)
27	CLA	4	602	17	60,68,73	1.54	7 (11%)	70,107,113	1.44	8 (11%)
38	CHL	Z	605	25	44,52,74	2.31	15 (34%)	46,87,114	2.86	23 (50%)
27	CLA	U	611	29	42,50,73	1.79	9 (21%)	48,85,113	1.49	7 (14%)
38	CHL	Y	601	24	66,74,74	1.90	15 (22%)	73,114,114	2.67	22 (30%)
27	CLA	4	610	17	61,69,73	1.52	8 (13%)	71,108,113	1.31	9 (12%)
27	CLA	8	602	21	60,68,73	1.55	9 (15%)	70,107,113	1.31	8 (11%)
27	CLA	B	806	2	65,73,73	1.48	9 (13%)	76,113,113	1.32	7 (9%)
35	LUT	V	1620	-	42,43,43	0.91	1 (2%)	51,60,60	1.65	11 (21%)
27	CLA	6	611	29	42,50,73	1.84	8 (19%)	48,85,113	1.45	7 (14%)
30	BCR	A	851	-	41,41,41	0.88	1 (2%)	56,56,56	2.08	21 (37%)
27	CLA	A	837	1	45,53,73	1.79	8 (17%)	52,89,113	1.50	7 (13%)
27	CLA	O	2002	-	37,46,73	2.03	8 (21%)	46,81,113	1.53	8 (17%)
27	CLA	K	203	-	56,64,73	1.62	8 (14%)	65,102,113	1.43	11 (16%)
27	CLA	A	816	-	65,73,73	1.51	8 (12%)	76,113,113	1.35	8 (10%)
27	CLA	2	614	-	41,50,73	1.86	8 (19%)	46,85,113	1.41	7 (15%)
29	LHG	Z	2630	27	48,48,48	0.94	2 (4%)	51,54,54	0.85	2 (3%)
30	BCR	B	852	-	41,41,41	0.80	0	56,56,56	3.56	24 (42%)
29	LHG	4	622	27	48,48,48	0.92	2 (4%)	51,54,54	0.89	2 (3%)
27	CLA	5	604	-	63,71,73	1.57	8 (12%)	78,111,113	1.31	11 (14%)
30	BCR	3	622	-	41,41,41	0.73	0	56,56,56	2.30	19 (33%)
38	CHL	U	607	-	46,54,74	2.21	13 (28%)	49,90,114	2.80	25 (51%)
35	LUT	5	620	-	42,43,43	0.84	1 (2%)	51,60,60	1.97	11 (21%)
35	LUT	W	1620	-	42,43,43	0.90	1 (2%)	51,60,60	1.83	9 (17%)
27	CLA	8	604	-	50,58,73	1.66	7 (14%)	58,95,113	1.46	9 (15%)
27	CLA	7	613	20	65,73,73	1.49	8 (12%)	76,113,113	1.22	8 (10%)
38	CHL	W	607	-	65,73,74	1.95	16 (24%)	73,113,114	2.55	22 (30%)

Mol	Type	Chain	Res	Link	Bond lengths			Bond angles		
					Counts	RMSZ	# Z > 2	Counts	RMSZ	# Z > 2
27	CLA	1	614	-	37,45,73	2.12	9 (24%)	44,79,113	1.68	11 (25%)
27	CLA	A	813	-	54,62,73	1.61	8 (14%)	62,99,113	1.45	8 (12%)
29	LHG	5	623	27	48,48,48	0.92	2 (4%)	51,54,54	0.83	2 (3%)
27	CLA	A	814	-	65,73,73	1.47	9 (13%)	76,113,113	1.40	9 (11%)
27	CLA	a	616	14	45,53,73	1.78	6 (13%)	52,89,113	1.46	7 (13%)
31	SF4	C	102	3	0,12,12	-	-	-	-	-
27	CLA	5	614	-	45,52,73	1.90	9 (20%)	48,87,113	1.45	8 (16%)
27	CLA	8	603	-	44,52,73	1.83	8 (18%)	55,88,113	1.60	9 (16%)
27	CLA	7	609	20	43,52,73	1.79	7 (16%)	48,87,113	1.44	6 (12%)
27	CLA	2	613	15	65,73,73	1.47	7 (10%)	76,113,113	1.27	8 (10%)
30	BCR	B	853	-	41,41,41	0.75	0	56,56,56	1.70	13 (23%)
30	BCR	A	849	-	41,41,41	0.82	0	56,56,56	2.24	19 (33%)
30	BCR	K	202	-	41,41,41	0.83	0	56,56,56	2.16	18 (32%)
27	CLA	9	613	22	65,73,73	1.51	8 (12%)	76,113,113	1.26	7 (9%)
27	CLA	5	608	-	50,58,73	1.71	9 (18%)	58,95,113	1.37	8 (13%)
33	LMG	J	103	-	42,42,55	1.01	2 (4%)	50,50,63	1.09	2 (4%)
27	CLA	V	613	26	65,73,73	1.50	10 (15%)	76,113,113	1.29	7 (9%)
27	CLA	3	604	-	65,73,73	1.48	8 (12%)	76,113,113	1.29	8 (10%)
27	CLA	5	618	18	39,48,73	1.96	7 (17%)	48,83,113	1.62	9 (18%)
27	CLA	U	604	-	49,56,73	1.79	10 (20%)	50,91,113	1.47	8 (16%)
36	XAT	X	1622	-	39,47,47	0.91	1 (2%)	54,74,74	3.87	25 (46%)
27	CLA	7	601	20	60,68,73	1.49	7 (11%)	70,107,113	1.51	8 (11%)
27	CLA	2	610	15	55,63,73	1.59	7 (12%)	64,101,113	1.52	8 (12%)
36	XAT	a	618	-	39,47,47	0.89	1 (2%)	54,74,74	2.51	22 (40%)
30	BCR	B	845	-	41,41,41	0.81	0	56,56,56	2.13	22 (39%)
27	CLA	8	613	21	65,73,73	1.53	9 (13%)	76,113,113	1.25	8 (10%)
27	CLA	W	602	23	60,68,73	1.53	9 (15%)	70,107,113	1.37	6 (8%)
27	CLA	7	607	-	42,50,73	1.82	9 (21%)	48,85,113	1.44	7 (14%)
27	CLA	B	827	-	62,70,73	1.51	8 (12%)	72,109,113	1.35	8 (11%)
27	CLA	4	618	17	39,48,73	1.94	7 (17%)	48,83,113	1.62	9 (18%)
27	CLA	L	306	-	39,48,73	1.89	8 (20%)	44,83,113	1.55	7 (15%)
27	CLA	9	610	22	57,65,73	1.61	8 (14%)	66,103,113	1.32	10 (15%)
27	CLA	7	610	20	65,73,73	1.46	7 (10%)	76,113,113	1.37	9 (11%)
27	CLA	2	616	-	43,51,73	1.89	8 (18%)	54,87,113	1.49	9 (16%)
27	CLA	3	608	-	55,63,73	1.71	9 (16%)	64,101,113	1.32	7 (10%)

Mol	Type	Chain	Res	Link	Bond lengths			Bond angles		
					Counts	RMSZ	# Z > 2	Counts	RMSZ	# Z > 2
27	CLA	A	825	-	65,73,73	1.48	9 (13%)	76,113,113	1.27	8 (10%)
35	LUT	a	617	-	42,43,43	0.82	1 (2%)	51,60,60	1.77	14 (27%)
27	CLA	Z	613	25	65,73,73	1.54	6 (9%)	76,113,113	1.25	9 (11%)
27	CLA	7	606	-	41,49,73	1.84	9 (21%)	47,84,113	1.45	7 (14%)
27	CLA	B	812	-	43,51,73	1.85	8 (18%)	49,86,113	1.45	8 (16%)
27	CLA	F	304	6	41,49,73	1.86	8 (19%)	47,84,113	1.47	7 (14%)
27	CLA	1	601	14	53,62,73	1.67	9 (16%)	61,100,113	1.29	8 (13%)
27	CLA	B	807	-	52,60,73	1.66	10 (19%)	60,97,113	1.43	10 (16%)
30	BCR	7	623	-	41,41,41	0.68	0	56,56,56	2.22	26 (46%)
27	CLA	A	833	-	45,53,73	1.79	9 (20%)	52,89,113	1.51	8 (15%)

In the following table, the Chirals column lists the number of chiral outliers, the number of chiral centers analysed, the number of these observed in the model and the number defined in the Chemical Component Dictionary. Similar counts are reported in the Torsion and Rings columns. '-' means no outliers of that kind were identified.

Mol	Type	Chain	Res	Link	Chirals	Torsions	Rings
27	CLA	K	206	11	1/1/11/20	5/13/91/115	-
31	SF4	C	101	3	-	-	0/6/5/5
27	CLA	A	811	-	1/1/15/20	11/37/115/115	-
27	CLA	a	611	29	1/1/10/20	3/4/80/115	-
27	CLA	K	201	11	1/1/11/20	4/13/91/115	-
27	CLA	A	809	1	1/1/15/20	11/37/115/115	-
27	CLA	2	601	15	1/1/15/20	14/37/115/115	-
27	CLA	4	616	17	1/1/11/20	9/11/87/115	-
27	CLA	K	204	-	1/1/11/20	5/13/91/115	-
27	CLA	A	841	-	1/1/15/20	16/37/115/115	-
27	CLA	1	603	-	1/1/12/20	4/21/99/115	-
27	CLA	B	831	-	1/1/15/20	15/37/115/115	-
27	CLA	1	611	29	1/1/13/20	5/28/106/115	-
27	CLA	6	616	19	1/1/15/20	22/37/115/115	-
27	CLA	X	604	-	1/1/11/20	5/18/96/115	-
30	BCR	L	308	-	-	2/29/63/63	0/2/2/2
27	CLA	9	614	-	1/1/11/20	4/13/91/115	-
38	CHL	U	606	-	3/3/15/26	0/13/111/137	-
27	CLA	5	612	18	1/1/10/20	3/8/86/115	-

Continued on next page...

Continued from previous page...

Mol	Type	Chain	Res	Link	Chirals	Torsions	Rings
27	CLA	6	620	-	1/1/14/20	11/35/113/115	-
27	CLA	6	613	-	1/1/15/20	14/35/113/115	-
27	CLA	B	835	-	1/1/11/20	4/13/91/115	-
27	CLA	B	826	-	1/1/14/20	6/34/112/115	-
38	CHL	V	605	26	3/3/15/26	0/13/111/137	-
27	CLA	A	840	-	-	5/22/100/115	-
27	CLA	8	614	-	1/1/12/20	9/23/101/115	-
27	CLA	1	604	-	1/1/11/20	9/18/96/115	-
27	CLA	2	604	-	1/1/10/20	5/9/87/115	-
38	CHL	W	606	-	3/3/16/26	2/15/113/137	-
29	LHG	3	624	27	-	23/53/53/53	-
27	CLA	5	619	-	1/1/11/20	6/11/87/115	-
30	BCR	5	622	-	-	3/29/63/63	0/2/2/2
35	LUT	6	619	-	-	0/29/67/67	0/2/2/2
27	CLA	4	612	17	1/1/10/20	2/8/86/115	-
27	CLA	6	618	19	1/1/10/20	0/8/84/115	-
27	CLA	F	301	-	1/1/13/20	8/28/106/115	-
29	LHG	A	846	-	-	14/53/53/53	-
27	CLA	6	610	19	1/1/15/20	8/37/115/115	-
36	XAT	6	621	-	-	0/31/93/93	0/4/4/4
27	CLA	6	608	-	1/1/11/20	4/13/91/115	-
30	BCR	3	620	-	-	4/29/63/63	0/2/2/2
27	CLA	A	838	-	1/1/12/20	7/19/97/115	-
27	CLA	A	843	-	1/1/14/20	12/35/113/115	-
27	CLA	Y	604	-	1/1/12/20	3/19/97/115	-
27	CLA	B	837	-	-	12/37/115/115	-
32	LMU	5	629	-	-	11/18/58/61	0/2/2/2
35	LUT	2	619	-	-	1/29/67/67	0/2/2/2
30	BCR	B	847	-	-	2/29/63/63	0/2/2/2
38	CHL	Z	606	-	3/3/16/26	4/15/113/137	-
29	LHG	V	2630	27	-	9/52/52/53	-
30	BCR	F	305	-	-	6/29/63/63	0/2/2/2
27	CLA	3	602	16	1/1/14/20	4/31/109/115	-
38	CHL	W	609	23	3/3/20/26	16/39/137/137	-
35	LUT	X	1620	-	-	2/29/67/67	0/2/2/2

Continued on next page...

Continued from previous page...

Mol	Type	Chain	Res	Link	Chirals	Torsions	Rings
27	CLA	a	604	-	1/1/11/20	9/18/96/115	-
27	CLA	A	815	-	1/1/12/20	8/19/97/115	-
27	CLA	a	601	14	-	2/23/101/115	-
27	CLA	8	606	-	1/1/15/20	7/35/113/115	-
38	CHL	W	605	23	3/3/16/26	5/15/113/137	-
32	LMU	A	857	-	-	3/21/61/61	0/2/2/2
27	CLA	A	828	-	1/1/15/20	9/37/115/115	-
32	LMU	K	208	-	-	14/21/61/61	0/2/2/2
38	CHL	Z	601	25	3/3/20/26	21/39/137/137	-
30	BCR	2	623	-	-	4/29/63/63	0/2/2/2
27	CLA	V	614	-	1/1/11/20	3/13/91/115	-
27	CLA	W	614	-	1/1/11/20	3/13/91/115	-
29	LHG	2	622	27	-	13/40/40/53	-
27	CLA	3	611	29	1/1/10/20	2/4/80/115	-
27	CLA	6	617	-	1/1/11/20	7/13/91/115	-
27	CLA	B	834	-	1/1/14/20	7/31/109/115	-
27	CLA	H	203	-	-	12/37/115/115	-
27	CLA	1	612	14	1/1/11/20	5/13/91/115	-
38	CHL	X	609	23	3/3/20/26	17/39/137/137	-
27	CLA	B	820	-	1/1/12/20	1/19/97/115	-
27	CLA	6	609	19	1/1/11/20	2/13/91/115	-
32	LMU	5	628	-	-	9/19/59/61	0/2/2/2
27	CLA	B	830	-	1/1/10/20	2/11/89/115	-
27	CLA	W	603	-	1/1/12/20	8/22/100/115	-
27	CLA	B	802	-	1/1/15/20	20/37/115/115	-
32	LMU	A	858	-	-	12/21/57/61	0/2/2/2
38	CHL	U	601	24	3/3/20/26	21/39/137/137	-
38	CHL	W	601	23	3/3/20/26	18/39/137/137	-
29	LHG	9	624	-	-	20/53/53/53	-
27	CLA	B	813	-	1/1/15/20	19/37/115/115	-
27	CLA	A	834	-	1/1/15/20	13/37/115/115	-
38	CHL	Y	605	24	3/3/15/26	2/10/108/137	-
38	CHL	V	608	-	3/3/16/26	5/18/116/137	-
27	CLA	a	609	14	1/1/15/20	12/35/113/115	-

Continued on next page...

Continued from previous page...

Mol	Type	Chain	Res	Link	Chirals	Torsions	Rings
35	LUT	Y	1621	-	-	1/29/67/67	0/2/2/2
30	BCR	B	849	-	-	3/29/63/63	0/2/2/2
36	XAT	W	1622	-	-	1/31/93/93	0/4/4/4
27	CLA	X	610	23	1/1/15/20	7/37/115/115	-
27	CLA	9	609	22	1/1/14/20	8/33/111/115	-
37	NEX	6	624	-	-	2/27/83/83	0/3/3/3
27	CLA	A	807	1	1/1/15/20	18/37/115/115	-
27	CLA	4	603	17	1/1/11/20	2/13/89/115	-
36	XAT	4	620	-	-	0/31/93/93	0/4/4/4
27	CLA	A	804	-	1/1/15/20	16/37/115/115	-
35	LUT	U	1621	-	-	1/29/67/67	0/2/2/2
27	CLA	3	612	16	1/1/10/20	1/11/89/115	-
27	CLA	4	607	-	1/1/11/20	4/13/91/115	-
27	CLA	V	610	26	1/1/14/20	7/34/112/115	-
27	CLA	L	307	-	1/1/10/20	0/6/84/115	-
27	CLA	B	808	-	1/1/15/20	14/37/115/115	-
35	LUT	V	1621	-	-	2/29/67/67	0/2/2/2
27	CLA	7	602	20	1/1/15/20	13/37/115/115	-
27	CLA	5	611	29	1/1/10/20	5/10/88/115	-
27	CLA	4	606	-	1/1/10/20	2/6/84/115	-
27	CLA	B	824	-	1/1/15/20	12/37/115/115	-
27	CLA	A	810	1	1/1/12/20	8/19/97/115	-
27	CLA	4	608	-	1/1/15/20	14/37/115/115	-
36	XAT	Y	1622	-	-	0/31/93/93	0/4/4/4
27	CLA	B	841	29	1/1/15/20	10/37/115/115	-
27	CLA	5	601	18	1/1/13/20	2/27/105/115	-
33	LMG	A	860	-	-	9/35/55/70	0/1/1/1
38	CHL	V	609	26	3/3/19/26	16/33/131/137	-
27	CLA	A	826	-	1/1/14/20	10/35/113/115	-
27	CLA	B	821	-	1/1/11/20	2/11/89/115	-
27	CLA	Z	612	25	1/1/15/20	6/37/115/115	-
34	DGD	B	850	-	-	16/51/91/95	0/2/2/2
27	CLA	2	602	15	1/1/15/20	9/35/113/115	-
30	BCR	J	102	-	-	3/29/63/63	0/2/2/2
27	CLA	V	603	-	1/1/11/20	3/13/91/115	-

Continued on next page...

Continued from previous page...

Mol	Type	Chain	Res	Link	Chirals	Torsions	Rings
27	CLA	B	805	-	1/1/15/20	15/37/115/115	-
27	CLA	G	203	-	1/1/10/20	2/10/88/115	-
27	CLA	Y	613	24	1/1/15/20	16/37/115/115	-
38	CHL	Y	609	24	3/3/20/26	14/39/137/137	-
36	XAT	Z	1622	-	-	0/31/93/93	0/4/4/4
38	CHL	X	605	23	3/3/16/26	3/15/113/137	-
36	XAT	7	620	-	-	0/31/93/93	0/4/4/4
27	CLA	1	610	14	1/1/9/20	0/6/80/115	-
27	CLA	V	602	26	1/1/14/20	4/31/109/115	-
35	LUT	W	1621	-	-	1/29/67/67	0/2/2/2
27	CLA	8	609	21	1/1/11/20	4/13/91/115	-
32	LMU	8	625	-	-	9/21/61/61	0/2/2/2
36	XAT	V	1622	-	-	0/31/93/93	0/4/4/4
27	CLA	A	845	29	1/1/12/20	4/19/97/115	-
27	CLA	7	611	29	1/1/13/20	5/29/107/115	-
35	LUT	1	617	-	-	0/29/67/67	0/2/2/2
27	CLA	2	603	15	1/1/11/20	4/11/89/115	-
27	CLA	Y	610	24	1/1/15/20	7/37/115/115	-
33	LMG	4	624	-	-	8/35/55/70	0/1/1/1
30	BCR	4	621	-	-	4/29/63/63	0/2/2/2
27	CLA	Z	603	-	1/1/15/20	20/37/115/115	-
27	CLA	U	612	24	1/1/10/20	2/11/89/115	-
27	CLA	2	607	-	1/1/11/20	3/13/91/115	-
27	CLA	a	607	-	1/1/11/20	3/13/91/115	-
27	CLA	6	602	19	1/1/15/20	10/37/115/115	-
27	CLA	B	816	-	1/1/12/20	12/23/101/115	-
27	CLA	2	612	15	1/1/11/20	5/11/89/115	-
27	CLA	6	612	19	1/1/10/20	2/8/86/115	-
27	CLA	Z	602	25	1/1/14/20	4/31/109/115	-
38	CHL	U	605	24	3/3/15/26	3/12/110/137	-
33	LMG	L	2631	-	-	8/32/52/70	0/1/1/1
27	CLA	1	607	-	1/1/10/20	1/6/84/115	-
27	CLA	F	303	-	-	5/10/88/115	-
29	LHG	U	2630	27	-	12/53/53/53	-
38	CHL	Y	606	-	3/3/16/26	2/15/113/137	-

Continued on next page...

Continued from previous page...

Mol	Type	Chain	Res	Link	Chirals	Torsions	Rings
29	LHG	A	847	27	-	7/34/34/53	-
27	CLA	B	815	-	1/1/10/20	0/11/89/115	-
29	LHG	1	620	27	-	11/53/53/53	-
30	BCR	B	846	-	-	2/29/63/63	0/2/2/2
27	CLA	L	304	-	1/1/11/20	1/13/91/115	-
27	CLA	9	611	29	1/1/10/20	3/10/88/115	-
27	CLA	B	825	-	-	4/18/96/115	-
27	CLA	5	617	-	1/1/12/20	7/19/97/115	-
30	BCR	1	619	-	-	4/29/63/63	0/2/2/2
27	CLA	G	204	7	1/1/11/20	5/13/91/115	-
27	CLA	U	613	24	1/1/13/20	12/30/108/115	-
27	CLA	9	606	-	1/1/10/20	2/6/84/115	-
27	CLA	8	611	29	1/1/10/20	2/10/88/115	-
33	LMG	V	2631	-	-	9/36/56/70	0/1/1/1
27	CLA	6	603	-	1/1/12/20	4/22/98/115	-
27	CLA	3	613	16	1/1/12/20	7/21/99/115	-
27	CLA	A	830	-	1/1/15/20	11/37/115/115	-
36	XAT	2	620	-	-	0/31/93/93	0/4/4/4
27	CLA	5	609	18	1/1/15/20	12/37/115/115	-
30	BCR	7	621	-	-	5/29/63/63	0/2/2/2
27	CLA	A	803	-	1/1/15/20	3/37/115/115	-
27	CLA	7	616	20	1/1/11/20	2/11/87/115	-
27	CLA	U	614	-	1/1/10/20	4/10/88/115	-
27	CLA	Z	611	29	1/1/15/20	6/37/115/115	-
27	CLA	B	804	-	1/1/10/20	0/8/86/115	-
27	CLA	A	823	-	1/1/10/20	2/10/88/115	-
27	CLA	a	612	14	1/1/11/20	5/13/91/115	-
27	CLA	H	202	8	1/1/10/20	1/4/82/115	-
38	CHL	X	601	23	3/3/20/26	22/39/137/137	-
30	BCR	A	848	-	-	1/29/63/63	0/2/2/2
27	CLA	B	803	-	1/1/15/20	11/37/115/115	-
27	CLA	A	836	-	1/1/15/20	5/37/115/115	-
27	CLA	B	809	2	1/1/15/20	15/37/115/115	-
27	CLA	3	609	16	1/1/14/20	15/31/109/115	-
27	CLA	U	610	24	1/1/13/20	5/27/105/115	-

Continued on next page...

Continued from previous page...

Mol	Type	Chain	Res	Link	Chirals	Torsions	Rings
27	CLA	1	613	-	1/1/15/20	13/37/115/115	-
27	CLA	A	805	-	-	5/22/100/115	-
30	BCR	A	852	-	-	8/29/63/63	0/2/2/2
29	LHG	X	2630	27	-	11/53/53/53	-
27	CLA	3	610	16	1/1/15/20	12/37/115/115	-
27	CLA	a	610	14	1/1/14/20	1/29/107/115	-
33	LMG	9	625	-	-	16/50/70/70	0/1/1/1
27	CLA	2	606	-	1/1/11/20	5/13/91/115	-
27	CLA	1	602	14	1/1/14/20	3/33/111/115	-
27	CLA	A	822	-	1/1/15/20	7/37/115/115	-
27	CLA	7	612	20	1/1/11/20	5/11/89/115	-
38	CHL	Z	607	-	3/3/20/26	19/39/137/137	-
27	CLA	B	829	-	1/1/15/20	11/37/115/115	-
27	CLA	V	604	-	1/1/12/20	4/19/97/115	-
27	CLA	7	614	-	1/1/10/20	3/10/88/115	-
27	CLA	A	819	-	1/1/13/20	6/30/108/115	-
27	CLA	A	817	-	-	4/13/91/115	-
27	CLA	W	604	-	1/1/11/20	4/16/94/115	-
27	CLA	1	616	14	1/1/11/20	5/11/87/115	-
27	CLA	6	607	-	1/1/10/20	5/10/86/115	-
37	NEX	W	1623	-	-	4/27/83/83	0/3/3/3
29	LHG	5	625	-	-	16/53/53/53	-
33	LMG	H	205	-	-	8/50/70/70	0/1/1/1
27	CLA	X	602	23	1/1/15/20	10/37/115/115	-
27	CLA	A	808	-	-	3/19/97/115	-
37	NEX	5	624	-	-	2/27/83/83	0/3/3/3
27	CLA	A	806	-	1/1/15/20	16/37/115/115	-
33	LMG	4	623	-	-	5/35/55/70	0/1/1/1
27	CLA	A	820	-	1/1/15/20	13/37/115/115	-
27	CLA	3	607	16	1/1/13/20	10/28/104/115	-
27	CLA	Y	612	24	1/1/11/20	4/13/91/115	-
27	CLA	A	802	-	1/1/15/20	9/37/115/115	-
27	CLA	9	603	22	1/1/11/20	2/13/89/115	-
38	CHL	V	601	26	3/3/20/26	14/39/137/137	-

Continued on next page...

Continued from previous page...

Mol	Type	Chain	Res	Link	Chirals	Torsions	Rings
36	XAT	9	620	-	-	0/31/93/93	0/4/4/4
29	LHG	a	620	27	-	10/47/47/53	-
27	CLA	7	615	-	1/1/10/20	6/8/84/115	-
27	CLA	9	601	22	1/1/11/20	2/13/91/115	-
27	CLA	A	821	-	1/1/12/20	12/23/101/115	-
27	CLA	B	836	-	1/1/12/20	4/19/97/115	-
29	LHG	6	623	27	-	25/52/52/53	-
28	PQN	B	842	-	-	5/23/43/43	0/2/2/2
30	BCR	a	619	-	-	4/29/63/63	0/2/2/2
32	LMU	1	621	-	-	7/21/61/61	0/2/2/2
27	CLA	A	801	-	1/1/15/20	9/37/115/115	-
27	CLA	A	818	-	-	14/31/109/115	-
27	CLA	B	840	-	1/1/15/20	4/37/115/115	-
27	CLA	Y	603	-	1/1/13/20	7/25/103/115	-
27	CLA	O	2001	-	1/1/9/20	1/4/78/115	-
27	CLA	B	833	-	1/1/15/20	8/37/115/115	-
27	CLA	B	832	-	-	9/31/109/115	-
35	LUT	Z	1621	-	-	2/29/67/67	0/2/2/2
36	XAT	3	619	-	-	0/31/93/93	0/4/4/4
27	CLA	X	611	29	1/1/11/20	8/13/91/115	-
27	CLA	X	613	23	1/1/15/20	16/37/115/115	-
27	CLA	5	603	-	1/1/13/20	6/25/101/115	-
27	CLA	Z	604	-	1/1/13/20	6/28/106/115	-
27	CLA	8	601	21	1/1/15/20	16/37/115/115	-
27	CLA	8	616	-	1/1/11/20	4/11/87/115	-
27	CLA	B	838	-	-	3/15/93/115	-
27	CLA	4	604	-	1/1/13/20	8/25/101/115	-
27	CLA	A	842	-	1/1/15/20	17/37/115/115	-
27	CLA	a	613	-	1/1/12/20	8/24/102/115	-
29	LHG	B	854	-	-	17/53/53/53	-
27	CLA	Z	610	25	1/1/15/20	11/37/115/115	-
30	BCR	O	2004	-	-	3/29/63/63	0/2/2/2
35	LUT	U	1620	-	-	2/29/67/67	0/2/2/2
38	CHL	Y	607	-	3/3/20/26	21/39/137/137	-
29	LHG	Y	2630	27	-	11/53/53/53	-

Continued on next page...

Continued from previous page...

Mol	Type	Chain	Res	Link	Chirals	Torsions	Rings
27	CLA	3	615	-	1/1/10/20	2/6/84/115	-
27	CLA	a	602	14	1/1/14/20	3/33/111/115	-
35	LUT	3	618	-	-	0/29/67/67	0/2/2/2
27	CLA	5	607	-	1/1/15/20	14/37/115/115	-
27	CLA	8	607	-	1/1/10/20	5/10/86/115	-
36	XAT	8	620	-	-	0/31/93/93	0/4/4/4
27	CLA	5	610	18	1/1/12/20	4/24/102/115	-
35	LUT	4	619	-	-	4/29/67/67	0/2/2/2
27	CLA	B	811	-	1/1/12/20	8/23/95/115	-
27	CLA	6	614	-	1/1/14/20	9/31/109/115	-
30	BCR	9	621	-	-	4/29/63/63	0/2/2/2
27	CLA	4	611	29	1/1/10/20	2/10/88/115	-
29	LHG	9	622	27	-	12/34/34/53	-
29	LHG	7	622	27	-	21/41/41/53	-
38	CHL	X	606	-	3/3/15/26	0/13/111/137	-
38	CHL	W	608	-	3/3/16/26	5/17/115/137	-
27	CLA	A	832	-	1/1/12/20	6/19/97/115	-
29	LHG	9	623	-	-	16/53/53/53	-
27	CLA	Y	602	24	1/1/13/20	7/29/107/115	-
27	CLA	a	603	-	1/1/12/20	3/23/101/115	-
30	BCR	A	850	-	-	2/29/63/63	0/2/2/2
35	LUT	8	619	-	-	1/29/67/67	0/2/2/2
37	NEX	V	1623	-	-	4/27/83/83	0/3/3/3
30	BCR	O	2005	-	-	5/29/63/63	0/2/2/2
27	CLA	X	612	23	1/1/10/20	2/11/89/115	-
27	CLA	3	603	-	1/1/13/20	6/25/103/115	-
27	CLA	8	608	-	1/1/12/20	7/21/99/115	-
28	PQN	A	844	-	-	11/23/43/43	0/2/2/2
38	CHL	X	607	-	3/3/20/26	17/39/137/137	-
27	CLA	6	606	-	1/1/10/20	0/6/84/115	-
27	CLA	3	617	16	1/1/10/20	0/6/84/115	-
38	CHL	U	609	24	3/3/18/26	11/32/130/137	-
27	CLA	V	612	26	1/1/11/20	2/13/91/115	-
27	CLA	Z	614	-	1/1/12/20	7/24/102/115	-
29	LHG	8	623	-	-	10/44/44/53	-

Continued on next page...

Continued from previous page...

Mol	Type	Chain	Res	Link	Chirals	Torsions	Rings
30	BCR	L	309	-	-	1/29/63/63	0/2/2/2
36	XAT	1	618	-	-	0/31/93/93	0/4/4/4
27	CLA	3	614	-	1/1/10/20	1/6/84/115	-
27	CLA	A	831	-	1/1/15/20	12/37/115/115	-
38	CHL	U	608	-	3/3/15/26	3/13/111/137	-
27	CLA	7	608	-	1/1/12/20	3/19/97/115	-
27	CLA	8	610	21	1/1/14/20	8/31/109/115	-
35	LUT	7	619	-	-	1/29/67/67	0/2/2/2
30	BCR	B	848	-	-	3/29/63/63	0/2/2/2
27	CLA	Y	611	29	1/1/10/20	6/11/89/115	-
27	CLA	A	835	-	-	11/33/111/115	-
29	LHG	O	2631	-	-	17/40/40/53	-
30	BCR	6	622	-	-	5/29/63/63	0/2/2/2
27	CLA	A	812	-	1/1/15/20	6/37/115/115	-
27	CLA	A	854	-	1/1/15/20	13/37/115/115	-
27	CLA	V	611	29	1/1/10/20	5/11/89/115	-
27	CLA	W	611	29	1/1/13/20	12/28/106/115	-
37	NEX	Z	1623	-	-	3/27/83/83	0/3/3/3
29	LHG	3	623	-	-	20/49/49/53	-
27	CLA	W	610	23	1/1/13/20	5/25/103/115	-
30	BCR	8	621	-	-	4/29/63/63	0/2/2/2
29	LHG	8	622	27	-	9/53/53/53	-
27	CLA	5	616	18	1/1/10/20	3/8/84/115	-
27	CLA	6	601	19	1/1/15/20	14/37/115/115	-
38	CHL	Z	609	25	3/3/20/26	18/39/137/137	-
27	CLA	B	817	-	1/1/13/20	7/30/108/115	-
27	CLA	a	606	-	1/1/10/20	4/10/88/115	-
33	LMG	8	626	-	-	15/41/61/70	0/1/1/1
27	CLA	5	613	18	1/1/14/20	16/35/113/115	-
27	CLA	4	614	-	1/1/13/20	9/27/105/115	-
30	BCR	L	305	-	-	2/29/63/63	0/2/2/2
27	CLA	B	823	-	1/1/11/20	6/13/91/115	-
38	CHL	Y	608	-	3/3/16/26	6/19/117/137	-
30	BCR	A	856	-	-	2/29/63/63	0/2/2/2
27	CLA	1	608	-	1/1/11/20	3/11/89/115	-

Continued on next page...

Continued from previous page...

Mol	Type	Chain	Res	Link	Chirals	Torsions	Rings
27	CLA	5	602	18	-	14/37/115/115	-
27	CLA	6	604	-	-	13/37/115/115	-
37	NEX	Y	1623	-	-	3/27/80/83	0/3/3/3
30	BCR	L	301	-	-	4/29/63/63	0/2/2/2
30	BCR	K	207	-	-	1/29/63/63	0/2/2/2
30	BCR	B	844	-	-	2/29/63/63	0/2/2/2
27	CLA	X	603	-	1/1/14/20	7/34/112/115	-
30	BCR	3	621	-	-	0/29/63/63	0/2/2/2
27	CLA	L	302	12	1/1/11/20	4/13/91/115	-
27	CLA	5	606	-	-	1/6/84/115	-
31	SF4	A	853	1,2	-	-	0/6/5/5
29	LHG	B	851	27	-	11/42/42/53	-
27	CLA	B	819	-	1/1/13/20	7/25/103/115	-
38	CHL	V	606	-	3/3/15/26	3/13/111/137	-
27	CLA	J	101	10	1/1/10/20	4/10/88/115	-
27	CLA	2	609	15	1/1/11/20	2/13/91/115	-
30	BCR	B	843	-	-	4/29/63/63	0/2/2/2
30	BCR	G	205	-	-	1/29/63/63	0/2/2/2
36	XAT	5	621	-	-	0/31/93/93	0/4/4/4
27	CLA	B	822	-	-	4/10/88/115	-
27	CLA	9	612	22	1/1/10/20	2/8/86/115	-
27	CLA	7	604	-	1/1/12/20	7/19/97/115	-
27	CLA	4	601	17	1/1/15/20	15/37/115/115	-
27	CLA	1	609	14	1/1/10/20	3/8/84/115	-
35	LUT	X	1621	-	-	1/29/67/67	0/2/2/2
27	CLA	9	602	22	-	7/31/109/115	-
27	CLA	B	839	-	1/1/15/20	14/37/115/115	-
27	CLA	7	603	-	1/1/11/20	3/11/89/115	-
27	CLA	1	606	-	1/1/8/20	3/5/79/115	-
27	CLA	U	603	-	1/1/12/20	8/22/100/115	-
27	CLA	A	839	-	1/1/13/20	6/25/103/115	-
27	CLA	A	827	-	1/1/13/20	7/29/107/115	-
27	CLA	X	614	-	1/1/10/20	4/10/88/115	-
27	CLA	W	613	23	1/1/15/20	14/37/115/115	-
38	CHL	X	608	-	3/3/20/26	21/39/137/137	-

Continued on next page...

Continued from previous page...

Mol	Type	Chain	Res	Link	Chirals	Torsions	Rings
27	CLA	A	829	-	1/1/15/20	15/37/115/115	-
27	CLA	Y	614	-	1/1/11/20	7/17/95/115	-
27	CLA	U	602	24	1/1/13/20	7/30/108/115	-
27	CLA	O	2003	-	1/1/10/20	3/6/84/115	-
37	NEX	X	1623	-	-	3/27/83/83	0/3/3/3
27	CLA	W	612	23	1/1/11/20	4/13/91/115	-
27	CLA	9	607	-	-	6/13/91/115	-
27	CLA	L	303	-	-	13/37/115/115	-
36	XAT	U	1622	-	-	1/31/93/93	0/4/4/4
27	CLA	2	611	29	1/1/10/20	3/10/88/115	-
27	CLA	9	604	-	1/1/12/20	3/20/96/115	-
33	LMG	5	627	-	-	11/35/55/70	0/1/1/1
27	CLA	A	824	-	1/1/15/20	10/37/115/115	-
30	BCR	B	801	-	-	4/29/63/63	0/2/2/2
27	CLA	a	614	-	1/1/12/20	9/25/99/115	-
27	CLA	B	818	-	-	13/31/109/115	-
35	LUT	Y	1620	-	-	2/29/67/67	0/2/2/2
27	CLA	B	814	-	1/1/14/20	10/34/112/115	-
27	CLA	4	613	17	1/1/15/20	12/37/115/115	-
29	LHG	H	204	-	-	17/53/53/53	-
27	CLA	B	810	-	1/1/14/20	15/35/113/115	-
29	LHG	W	2630	27	-	10/48/48/53	-
37	NEX	U	1623	-	-	4/27/83/83	0/3/3/3
27	CLA	3	606	-	1/1/13/20	6/23/101/115	-
27	CLA	a	608	-	1/1/11/20	3/11/89/115	-
33	LMG	J	104	-	-	15/35/55/70	0/1/1/1
35	LUT	Z	1620	-	-	0/29/67/67	0/2/2/2
27	CLA	B	828	-	1/1/15/20	15/37/115/115	-
27	CLA	8	612	21	1/1/10/20	2/8/86/115	-
27	CLA	4	609	17	1/1/13/20	4/28/106/115	-
38	CHL	V	607	-	3/3/16/26	2/15/113/137	-
38	CHL	Z	605	25	3/3/15/26	1/13/111/137	-
27	CLA	4	602	17	1/1/14/20	5/31/109/115	-
35	LUT	9	619	-	-	1/29/67/67	0/2/2/2
27	CLA	U	611	29	1/1/10/20	6/10/88/115	-

Continued on next page...

Continued from previous page...

Mol	Type	Chain	Res	Link	Chirals	Torsions	Rings
38	CHL	Y	601	24	3/3/20/26	22/39/137/137	-
27	CLA	4	610	17	1/1/14/20	8/33/111/115	-
27	CLA	8	602	21	1/1/14/20	8/31/109/115	-
27	CLA	B	806	2	1/1/15/20	16/37/115/115	-
35	LUT	V	1620	-	-	0/29/67/67	0/2/2/2
27	CLA	6	611	29	1/1/10/20	2/10/88/115	-
30	BCR	A	851	-	-	2/29/63/63	0/2/2/2
27	CLA	A	837	1	-	9/13/91/115	-
27	CLA	O	2002	-	1/1/10/20	0/4/80/115	-
27	CLA	K	203	-	-	6/27/105/115	-
27	CLA	A	816	-	1/1/15/20	10/37/115/115	-
27	CLA	2	614	-	1/1/10/20	0/9/87/115	-
29	LHG	Z	2630	27	-	17/53/53/53	-
30	BCR	B	852	-	-	7/29/63/63	0/2/2/2
29	LHG	4	622	27	-	10/53/53/53	-
27	CLA	5	604	-	1/1/15/20	18/35/111/115	-
30	BCR	3	622	-	-	2/29/63/63	0/2/2/2
38	CHL	U	607	-	3/3/16/26	5/15/113/137	-
35	LUT	5	620	-	-	1/29/67/67	0/2/2/2
35	LUT	W	1620	-	-	2/29/67/67	0/2/2/2
27	CLA	8	604	-	1/1/12/20	4/19/97/115	-
27	CLA	7	613	20	1/1/15/20	11/37/115/115	-
38	CHL	W	607	-	3/3/20/26	25/37/135/137	-
27	CLA	1	614	-	1/1/9/20	2/4/76/115	-
27	CLA	A	813	-	1/1/12/20	6/24/102/115	-
29	LHG	5	623	27	-	14/53/53/53	-
27	CLA	A	814	-	1/1/15/20	16/37/115/115	-
27	CLA	a	616	14	1/1/11/20	5/13/91/115	-
31	SF4	C	102	3	-	-	0/6/5/5
27	CLA	5	614	-	1/1/10/20	8/13/87/115	-
27	CLA	8	603	-	1/1/11/20	4/13/89/115	-
27	CLA	7	609	20	1/1/10/20	4/10/88/115	-
27	CLA	2	613	15	1/1/15/20	7/37/115/115	-
30	BCR	B	853	-	-	4/29/63/63	0/2/2/2
30	BCR	A	849	-	-	5/29/63/63	0/2/2/2

Continued on next page...

Continued from previous page...

Mol	Type	Chain	Res	Link	Chirals	Torsions	Rings
30	BCR	K	202	-	-	4/29/63/63	0/2/2/2
27	CLA	9	613	22	1/1/15/20	6/37/115/115	-
27	CLA	5	608	-	1/1/12/20	6/19/97/115	-
33	LMG	J	103	-	-	5/37/57/70	0/1/1/1
27	CLA	V	613	26	1/1/15/20	18/37/115/115	-
27	CLA	3	604	-	1/1/15/20	9/37/115/115	-
27	CLA	5	618	18	1/1/10/20	0/8/84/115	-
27	CLA	U	604	-	1/1/10/20	6/18/92/115	-
36	XAT	X	1622	-	-	0/31/93/93	0/4/4/4
27	CLA	7	601	20	1/1/14/20	10/31/109/115	-
27	CLA	2	610	15	1/1/13/20	8/25/103/115	-
36	XAT	a	618	-	-	0/31/93/93	0/4/4/4
30	BCR	B	845	-	-	9/29/63/63	0/2/2/2
27	CLA	8	613	21	1/1/15/20	14/37/115/115	-
27	CLA	W	602	23	1/1/14/20	7/31/109/115	-
27	CLA	A	833	-	1/1/11/20	5/13/91/115	-
27	CLA	7	607	-	1/1/10/20	2/10/88/115	-
27	CLA	B	827	-	1/1/14/20	17/34/112/115	-
27	CLA	4	618	17	1/1/10/20	2/8/84/115	-
27	CLA	L	306	-	1/1/10/20	0/6/84/115	-
27	CLA	9	610	22	1/1/13/20	5/28/106/115	-
27	CLA	7	610	20	1/1/15/20	2/37/115/115	-
27	CLA	2	616	-	1/1/11/20	4/11/87/115	-
27	CLA	3	608	-	1/1/13/20	2/25/103/115	-
27	CLA	A	825	-	1/1/15/20	19/37/115/115	-
35	LUT	a	617	-	-	0/29/67/67	0/2/2/2
27	CLA	Z	613	25	1/1/15/20	15/37/115/115	-
27	CLA	7	606	-	-	2/8/86/115	-
27	CLA	B	812	-	1/1/10/20	3/11/89/115	-
27	CLA	F	304	6	-	4/8/86/115	-
27	CLA	1	601	14	-	2/23/101/115	-
27	CLA	B	807	-	-	1/22/100/115	-
30	BCR	7	623	-	-	4/29/63/63	0/2/2/2
38	CHL	Z	608	-	3/3/16/26	6/20/118/137	-

All (3112) bond length outliers are listed below:

Mol	Chain	Res	Type	Atoms	Z	Observed(Å)	Ideal(Å)
28	A	844	PQN	C12-C13	9.80	1.56	1.33
28	B	842	PQN	C12-C13	9.64	1.56	1.33
27	X	602	CLA	C4B-NB	8.26	1.42	1.35
27	Y	610	CLA	C4B-NB	8.25	1.42	1.35
27	X	610	CLA	C4B-NB	8.24	1.42	1.35
27	Y	602	CLA	C4B-NB	8.11	1.42	1.35
27	Y	613	CLA	C4B-NB	8.08	1.42	1.35
27	Y	604	CLA	C4B-NB	8.07	1.42	1.35
27	X	613	CLA	C4B-NB	8.06	1.42	1.35
27	3	612	CLA	C4B-NB	8.06	1.42	1.35
27	8	616	CLA	C4B-NB	8.06	1.42	1.35
27	Z	602	CLA	C4B-NB	8.05	1.42	1.35
27	X	604	CLA	C4B-NB	8.03	1.42	1.35
27	F	303	CLA	C4B-NB	7.99	1.42	1.35
27	X	603	CLA	C4B-NB	7.93	1.42	1.35
27	Y	611	CLA	C4B-NB	7.92	1.42	1.35
27	Y	603	CLA	C4B-NB	7.91	1.42	1.35
27	Z	613	CLA	C4B-NB	7.90	1.42	1.35
27	Y	614	CLA	C4B-NB	7.89	1.42	1.35
27	X	614	CLA	C4B-NB	7.88	1.42	1.35
27	X	611	CLA	C4B-NB	7.88	1.42	1.35
27	4	616	CLA	C4B-NB	7.86	1.42	1.35
27	Y	612	CLA	C4B-NB	7.86	1.42	1.35
28	B	842	PQN	O4-C4	7.84	1.39	1.23
27	X	612	CLA	C4B-NB	7.84	1.42	1.35
28	A	844	PQN	O4-C4	7.82	1.39	1.23
27	Z	610	CLA	C4B-NB	7.80	1.42	1.35
27	Z	604	CLA	C4B-NB	7.77	1.42	1.35
27	6	613	CLA	C4B-NB	7.75	1.42	1.35
27	3	608	CLA	C4B-NB	7.73	1.42	1.35
27	J	101	CLA	C4B-NB	7.72	1.42	1.35
27	4	603	CLA	C4B-NB	7.69	1.42	1.35
27	Z	612	CLA	C4B-NB	7.69	1.42	1.35
27	F	301	CLA	C4B-NB	7.69	1.42	1.35
27	Z	611	CLA	C4B-NB	7.68	1.42	1.35
27	7	616	CLA	C4B-NB	7.67	1.42	1.35
27	6	610	CLA	C4B-NB	7.67	1.42	1.35
28	A	844	PQN	O1-C1	7.65	1.39	1.23
27	B	840	CLA	C4B-NB	7.64	1.42	1.35
27	Z	614	CLA	C4B-NB	7.63	1.42	1.35
27	1	614	CLA	C4B-NB	7.63	1.42	1.35
27	9	610	CLA	C4B-NB	7.63	1.42	1.35
27	K	201	CLA	C4B-NB	7.63	1.42	1.35

Continued on next page...

Continued from previous page...

Mol	Chain	Res	Type	Atoms	Z	Observed(Å)	Ideal(Å)
27	O	2002	CLA	C4B-NB	7.62	1.42	1.35
27	2	609	CLA	C4B-NB	7.62	1.42	1.35
27	9	611	CLA	C4B-NB	7.62	1.42	1.35
27	7	615	CLA	C4B-NB	7.62	1.42	1.35
27	B	812	CLA	C4B-NB	7.61	1.42	1.35
27	9	606	CLA	C4B-NB	7.61	1.42	1.35
27	a	608	CLA	C4B-NB	7.61	1.42	1.35
27	A	843	CLA	C4B-NB	7.61	1.42	1.35
27	5	604	CLA	C4B-NB	7.61	1.42	1.35
27	O	2003	CLA	C4B-NB	7.60	1.42	1.35
27	5	619	CLA	C4B-NB	7.60	1.42	1.35
27	1	604	CLA	C4B-NB	7.60	1.42	1.35
27	8	613	CLA	C4B-NB	7.60	1.42	1.35
28	B	842	PQN	O1-C1	7.59	1.39	1.23
27	3	611	CLA	C4B-NB	7.59	1.42	1.35
27	5	618	CLA	C4B-NB	7.58	1.42	1.35
27	a	604	CLA	C4B-NB	7.58	1.42	1.35
27	1	601	CLA	C4B-NB	7.58	1.42	1.35
27	2	616	CLA	C4B-NB	7.57	1.42	1.35
27	2	603	CLA	C4B-NB	7.56	1.42	1.35
27	5	603	CLA	C4B-NB	7.56	1.41	1.35
27	B	823	CLA	C4B-NB	7.55	1.41	1.35
27	6	614	CLA	C4B-NB	7.54	1.41	1.35
27	4	618	CLA	C4B-NB	7.54	1.41	1.35
27	5	610	CLA	C4B-NB	7.54	1.41	1.35
27	G	203	CLA	C4B-NB	7.53	1.41	1.35
27	a	611	CLA	C4B-NB	7.53	1.41	1.35
27	3	613	CLA	C4B-NB	7.53	1.41	1.35
27	1	608	CLA	C4B-NB	7.53	1.41	1.35
27	3	614	CLA	C4B-NB	7.53	1.41	1.35
27	4	611	CLA	C4B-NB	7.52	1.41	1.35
27	G	204	CLA	C4B-NB	7.51	1.41	1.35
27	6	611	CLA	C4B-NB	7.49	1.41	1.35
27	6	620	CLA	C4B-NB	7.49	1.41	1.35
27	a	614	CLA	C4B-NB	7.49	1.41	1.35
27	K	206	CLA	C4B-NB	7.48	1.41	1.35
27	2	604	CLA	C4B-NB	7.48	1.41	1.35
27	A	823	CLA	C4B-NB	7.47	1.41	1.35
27	1	611	CLA	C4B-NB	7.47	1.41	1.35
27	B	808	CLA	C4B-NB	7.46	1.41	1.35
27	1	613	CLA	C4B-NB	7.45	1.41	1.35
27	a	613	CLA	C4B-NB	7.45	1.41	1.35

Continued on next page...

Continued from previous page...

Mol	Chain	Res	Type	Atoms	Z	Observed(Å)	Ideal(Å)
27	1	610	CLA	C4B-NB	7.45	1.41	1.35
27	B	833	CLA	C4B-NB	7.45	1.41	1.35
27	3	610	CLA	C4B-NB	7.45	1.41	1.35
27	8	607	CLA	C4B-NB	7.45	1.41	1.35
27	B	810	CLA	C4B-NB	7.45	1.41	1.35
27	H	203	CLA	C4B-NB	7.45	1.41	1.35
27	2	611	CLA	C4B-NB	7.45	1.41	1.35
27	5	614	CLA	C4B-NB	7.45	1.41	1.35
27	7	604	CLA	C4B-NB	7.45	1.41	1.35
27	a	607	CLA	C4B-NB	7.44	1.41	1.35
27	4	614	CLA	C4B-NB	7.43	1.41	1.35
27	U	610	CLA	C4B-NB	7.43	1.41	1.35
27	6	602	CLA	C4B-NB	7.43	1.41	1.35
27	B	841	CLA	C4B-NB	7.43	1.41	1.35
27	9	614	CLA	C4B-NB	7.43	1.41	1.35
27	a	612	CLA	C4B-NB	7.43	1.41	1.35
27	4	613	CLA	C4B-NB	7.43	1.41	1.35
27	L	302	CLA	C4B-NB	7.42	1.41	1.35
27	a	610	CLA	C4B-NB	7.42	1.41	1.35
27	A	821	CLA	C4B-NB	7.42	1.41	1.35
27	4	602	CLA	C4B-NB	7.42	1.41	1.35
27	9	613	CLA	C4B-NB	7.41	1.41	1.35
27	4	606	CLA	C4B-NB	7.41	1.41	1.35
27	5	611	CLA	C4B-NB	7.41	1.41	1.35
27	F	304	CLA	C4B-NB	7.40	1.41	1.35
27	a	601	CLA	C4B-NB	7.40	1.41	1.35
27	6	606	CLA	C4B-NB	7.40	1.41	1.35
27	B	835	CLA	C4B-NB	7.39	1.41	1.35
27	6	608	CLA	C4B-NB	7.39	1.41	1.35
27	6	618	CLA	C4B-NB	7.38	1.41	1.35
27	B	819	CLA	C4B-NB	7.38	1.41	1.35
27	2	610	CLA	C4B-NB	7.38	1.41	1.35
27	a	606	CLA	C4B-NB	7.38	1.41	1.35
27	9	601	CLA	C4B-NB	7.38	1.41	1.35
27	3	615	CLA	C4B-NB	7.38	1.41	1.35
27	6	603	CLA	C4B-NB	7.38	1.41	1.35
27	B	811	CLA	C4B-NB	7.38	1.41	1.35
27	B	837	CLA	C4B-NB	7.37	1.41	1.35
27	2	612	CLA	C4B-NB	7.37	1.41	1.35
27	5	612	CLA	C4B-NB	7.37	1.41	1.35
27	6	604	CLA	C4B-NB	7.37	1.41	1.35
27	A	812	CLA	C4B-NB	7.37	1.41	1.35

Continued on next page...

Continued from previous page...

Mol	Chain	Res	Type	Atoms	Z	Observed(Å)	Ideal(Å)
27	B	830	CLA	C4B-NB	7.37	1.41	1.35
27	6	617	CLA	C4B-NB	7.37	1.41	1.35
27	L	306	CLA	C4B-NB	7.36	1.41	1.35
27	2	614	CLA	C4B-NB	7.36	1.41	1.35
27	9	604	CLA	C4B-NB	7.36	1.41	1.35
27	8	614	CLA	C4B-NB	7.36	1.41	1.35
27	1	612	CLA	C4B-NB	7.36	1.41	1.35
27	9	603	CLA	C4B-NB	7.36	1.41	1.35
27	9	609	CLA	C4B-NB	7.36	1.41	1.35
27	9	612	CLA	C4B-NB	7.36	1.41	1.35
27	4	604	CLA	C4B-NB	7.36	1.41	1.35
27	8	612	CLA	C4B-NB	7.35	1.41	1.35
27	A	837	CLA	C4B-NB	7.35	1.41	1.35
27	L	307	CLA	C4B-NB	7.35	1.41	1.35
27	7	612	CLA	C4B-NB	7.35	1.41	1.35
27	1	609	CLA	C4B-NB	7.35	1.41	1.35
27	K	203	CLA	C4B-NB	7.34	1.41	1.35
27	8	610	CLA	C4B-NB	7.34	1.41	1.35
27	8	611	CLA	C4B-NB	7.34	1.41	1.35
27	O	2001	CLA	C4B-NB	7.34	1.41	1.35
27	4	612	CLA	C4B-NB	7.34	1.41	1.35
27	5	616	CLA	C4B-NB	7.33	1.41	1.35
27	6	607	CLA	C4B-NB	7.32	1.41	1.35
27	B	832	CLA	C4B-NB	7.32	1.41	1.35
27	A	805	CLA	C4B-NB	7.31	1.41	1.35
27	7	614	CLA	C4B-NB	7.31	1.41	1.35
27	A	826	CLA	C4B-NB	7.31	1.41	1.35
27	a	603	CLA	C4B-NB	7.30	1.41	1.35
27	a	609	CLA	C4B-NB	7.30	1.41	1.35
27	1	606	CLA	C4B-NB	7.30	1.41	1.35
27	5	608	CLA	C4B-NB	7.30	1.41	1.35
27	A	816	CLA	C4B-NB	7.30	1.41	1.35
27	9	602	CLA	C4B-NB	7.30	1.41	1.35
27	5	613	CLA	C4B-NB	7.30	1.41	1.35
27	A	854	CLA	C4B-NB	7.29	1.41	1.35
27	4	601	CLA	C4B-NB	7.28	1.41	1.35
27	6	612	CLA	C4B-NB	7.28	1.41	1.35
27	A	832	CLA	C4B-NB	7.28	1.41	1.35
27	7	611	CLA	C4B-NB	7.28	1.41	1.35
27	Z	603	CLA	C4B-NB	7.28	1.41	1.35
27	A	801	CLA	C4B-NB	7.27	1.41	1.35
27	B	815	CLA	C4B-NB	7.27	1.41	1.35

Continued on next page...

Continued from previous page...

Mol	Chain	Res	Type	Atoms	Z	Observed(Å)	Ideal(Å)
27	3	603	CLA	C4B-NB	7.27	1.41	1.35
27	7	610	CLA	C4B-NB	7.27	1.41	1.35
27	3	602	CLA	C4B-NB	7.27	1.41	1.35
27	B	804	CLA	C4B-NB	7.27	1.41	1.35
27	B	824	CLA	C4B-NB	7.25	1.41	1.35
27	A	839	CLA	C4B-NB	7.25	1.41	1.35
27	B	831	CLA	C4B-NB	7.25	1.41	1.35
27	1	603	CLA	C4B-NB	7.25	1.41	1.35
27	1	607	CLA	C4B-NB	7.24	1.41	1.35
27	B	826	CLA	C4B-NB	7.24	1.41	1.35
27	3	609	CLA	C4B-NB	7.24	1.41	1.35
27	U	612	CLA	C4B-NB	7.24	1.41	1.35
27	L	304	CLA	C4B-NB	7.23	1.41	1.35
27	6	609	CLA	C4B-NB	7.23	1.41	1.35
27	U	604	CLA	C4B-NB	7.23	1.41	1.35
27	H	202	CLA	C4B-NB	7.23	1.41	1.35
27	A	831	CLA	C4B-NB	7.23	1.41	1.35
27	5	602	CLA	C4B-NB	7.23	1.41	1.35
27	B	822	CLA	C4B-NB	7.23	1.41	1.35
27	B	816	CLA	C4B-NB	7.23	1.41	1.35
27	1	616	CLA	C4B-NB	7.23	1.41	1.35
27	2	602	CLA	C4B-NB	7.23	1.41	1.35
27	4	609	CLA	C4B-NB	7.23	1.41	1.35
27	A	808	CLA	C4B-NB	7.23	1.41	1.35
27	7	607	CLA	C4B-NB	7.22	1.41	1.35
27	a	616	CLA	C4B-NB	7.22	1.41	1.35
27	5	606	CLA	C4B-NB	7.22	1.41	1.35
27	A	836	CLA	C4B-NB	7.21	1.41	1.35
27	2	606	CLA	C4B-NB	7.21	1.41	1.35
27	5	609	CLA	C4B-NB	7.21	1.41	1.35
27	7	606	CLA	C4B-NB	7.21	1.41	1.35
27	A	824	CLA	C4B-NB	7.20	1.41	1.35
27	2	607	CLA	C4B-NB	7.20	1.41	1.35
27	B	821	CLA	C4B-NB	7.19	1.41	1.35
27	1	602	CLA	C4B-NB	7.19	1.41	1.35
27	L	303	CLA	C4B-NB	7.19	1.41	1.35
27	2	613	CLA	C4B-NB	7.18	1.41	1.35
27	U	614	CLA	C4B-NB	7.18	1.41	1.35
27	7	608	CLA	C4B-NB	7.18	1.41	1.35
27	8	604	CLA	C4B-NB	7.18	1.41	1.35
27	A	810	CLA	C4B-NB	7.18	1.41	1.35
27	5	601	CLA	C4B-NB	7.18	1.41	1.35

Continued on next page...

Continued from previous page...

Mol	Chain	Res	Type	Atoms	Z	Observed(Å)	Ideal(Å)
27	3	617	CLA	C4B-NB	7.18	1.41	1.35
27	W	610	CLA	C4B-NB	7.18	1.41	1.35
27	A	840	CLA	C4B-NB	7.18	1.41	1.35
27	6	601	CLA	C4B-NB	7.18	1.41	1.35
27	B	838	CLA	C4B-NB	7.17	1.41	1.35
27	8	602	CLA	C4B-NB	7.17	1.41	1.35
27	A	842	CLA	C4B-NB	7.17	1.41	1.35
27	7	613	CLA	C4B-NB	7.17	1.41	1.35
27	A	822	CLA	C4B-NB	7.16	1.41	1.35
27	3	607	CLA	C4B-NB	7.16	1.41	1.35
27	4	610	CLA	C4B-NB	7.16	1.41	1.35
27	8	606	CLA	C4B-NB	7.16	1.41	1.35
27	W	604	CLA	C4B-NB	7.16	1.41	1.35
27	3	604	CLA	C4B-NB	7.16	1.41	1.35
27	8	608	CLA	C4B-NB	7.16	1.41	1.35
27	8	609	CLA	C4B-NB	7.16	1.41	1.35
27	A	818	CLA	C4B-NB	7.15	1.41	1.35
27	A	834	CLA	C4B-NB	7.15	1.41	1.35
27	A	841	CLA	C4B-NB	7.15	1.41	1.35
27	V	611	CLA	C4B-NB	7.15	1.41	1.35
27	W	614	CLA	C4B-NB	7.15	1.41	1.35
27	A	833	CLA	C4B-NB	7.15	1.41	1.35
27	A	811	CLA	C4B-NB	7.14	1.41	1.35
27	B	814	CLA	C4B-NB	7.14	1.41	1.35
27	a	602	CLA	C4B-NB	7.14	1.41	1.35
27	B	839	CLA	C4B-NB	7.13	1.41	1.35
27	4	608	CLA	C4B-NB	7.13	1.41	1.35
27	B	820	CLA	C4B-NB	7.13	1.41	1.35
27	B	829	CLA	C4B-NB	7.13	1.41	1.35
27	A	815	CLA	C4B-NB	7.13	1.41	1.35
27	2	601	CLA	C4B-NB	7.13	1.41	1.35
27	B	836	CLA	C4B-NB	7.12	1.41	1.35
27	4	607	CLA	C4B-NB	7.12	1.41	1.35
27	7	609	CLA	C4B-NB	7.12	1.41	1.35
27	9	607	CLA	C4B-NB	7.12	1.41	1.35
27	A	845	CLA	C4B-NB	7.12	1.41	1.35
28	A	844	PQN	C9-C10	7.11	1.51	1.39
27	6	616	CLA	C4B-NB	7.11	1.41	1.35
27	B	818	CLA	C4B-NB	7.11	1.41	1.35
27	B	807	CLA	C4B-NB	7.10	1.41	1.35
27	A	807	CLA	C4B-NB	7.10	1.41	1.35
27	W	612	CLA	C4B-NB	7.10	1.41	1.35

Continued on next page...

Continued from previous page...

Mol	Chain	Res	Type	Atoms	Z	Observed(Å)	Ideal(Å)
27	A	817	CLA	C4B-NB	7.10	1.41	1.35
27	B	813	CLA	C4B-NB	7.10	1.41	1.35
27	B	825	CLA	C4B-NB	7.09	1.41	1.35
27	8	603	CLA	C4B-NB	7.09	1.41	1.35
27	A	813	CLA	C4B-NB	7.08	1.41	1.35
27	A	802	CLA	C4B-NB	7.08	1.41	1.35
27	7	602	CLA	C4B-NB	7.08	1.41	1.35
27	A	828	CLA	C4B-NB	7.08	1.41	1.35
27	U	613	CLA	C4B-NB	7.07	1.41	1.35
27	V	614	CLA	C4B-NB	7.05	1.41	1.35
27	V	604	CLA	C4B-NB	7.05	1.41	1.35
27	W	611	CLA	C4B-NB	7.05	1.41	1.35
27	K	204	CLA	C4B-NB	7.05	1.41	1.35
27	A	803	CLA	C4B-NB	7.03	1.41	1.35
27	A	820	CLA	C4B-NB	7.03	1.41	1.35
27	A	835	CLA	C4B-NB	7.03	1.41	1.35
27	B	809	CLA	C4B-NB	7.03	1.41	1.35
27	B	803	CLA	C4B-NB	7.01	1.41	1.35
27	B	802	CLA	C4B-NB	7.01	1.41	1.35
27	7	601	CLA	C4B-NB	7.01	1.41	1.35
27	A	829	CLA	C4B-NB	7.00	1.41	1.35
27	A	814	CLA	C4B-NB	6.99	1.41	1.35
27	B	805	CLA	C4B-NB	6.98	1.41	1.35
27	3	606	CLA	C4B-NB	6.98	1.41	1.35
27	W	613	CLA	C4B-NB	6.98	1.41	1.35
27	5	607	CLA	C4B-NB	6.96	1.41	1.35
27	B	827	CLA	C4B-NB	6.96	1.41	1.35
27	B	828	CLA	C4B-NB	6.96	1.41	1.35
27	U	611	CLA	C4B-NB	6.96	1.41	1.35
27	V	612	CLA	C4B-NB	6.95	1.41	1.35
27	B	806	CLA	C4B-NB	6.95	1.41	1.35
27	B	834	CLA	C4B-NB	6.95	1.41	1.35
27	B	817	CLA	C4B-NB	6.94	1.41	1.35
27	5	617	CLA	C4B-NB	6.93	1.41	1.35
27	7	603	CLA	C4B-NB	6.93	1.41	1.35
27	A	825	CLA	C4B-NB	6.93	1.41	1.35
28	A	844	PQN	C6-C5	6.92	1.50	1.39
27	8	601	CLA	C4B-NB	6.91	1.41	1.35
27	A	809	CLA	C4B-NB	6.91	1.41	1.35
27	W	603	CLA	C4B-NB	6.89	1.41	1.35
27	A	830	CLA	C4B-NB	6.84	1.41	1.35
27	V	602	CLA	C4B-NB	6.84	1.41	1.35

Continued on next page...

Continued from previous page...

Mol	Chain	Res	Type	Atoms	Z	Observed(Å)	Ideal(Å)
27	U	602	CLA	C4B-NB	6.83	1.41	1.35
27	A	804	CLA	C4B-NB	6.81	1.41	1.35
28	B	842	PQN	C6-C5	6.79	1.50	1.39
27	W	602	CLA	C4B-NB	6.77	1.41	1.35
27	A	827	CLA	C4B-NB	6.76	1.41	1.35
27	U	603	CLA	C4B-NB	6.75	1.41	1.35
28	B	842	PQN	C9-C10	6.75	1.50	1.39
27	A	806	CLA	C4B-NB	6.72	1.41	1.35
27	A	819	CLA	C4B-NB	6.70	1.41	1.35
27	V	613	CLA	C4B-NB	6.68	1.41	1.35
27	V	603	CLA	C4B-NB	6.67	1.41	1.35
27	A	838	CLA	C4B-NB	6.66	1.41	1.35
28	B	842	PQN	C10-C5	-6.58	1.29	1.40
27	V	610	CLA	C4B-NB	6.53	1.41	1.35
28	A	844	PQN	C10-C5	-6.41	1.30	1.40
38	Z	606	CHL	C3B-C2B	5.70	1.48	1.40
38	Z	605	CHL	C3B-C2B	5.54	1.48	1.40
38	X	605	CHL	C3B-C2B	5.47	1.48	1.40
38	Y	605	CHL	C3B-C2B	5.41	1.47	1.40
38	Y	606	CHL	O2D-CGD	5.23	1.46	1.33
38	Z	606	CHL	O2D-CGD	5.19	1.45	1.33
38	Z	608	CHL	O2D-CGD	5.17	1.45	1.33
38	Z	605	CHL	O2D-CGD	5.17	1.45	1.33
38	X	608	CHL	CHC-C1C	5.17	1.48	1.35
38	X	606	CHL	O2D-CGD	5.16	1.45	1.33
38	V	609	CHL	C3B-C2B	5.16	1.47	1.40
38	W	609	CHL	O2D-CGD	5.15	1.45	1.33
38	Y	607	CHL	O2D-CGD	5.15	1.45	1.33
38	Z	609	CHL	C3B-C2B	5.15	1.47	1.40
38	W	601	CHL	O2D-CGD	5.15	1.45	1.33
38	Y	601	CHL	O2D-CGD	5.15	1.45	1.33
38	X	605	CHL	O2D-CGD	5.14	1.45	1.33
38	Y	608	CHL	O2D-CGD	5.13	1.45	1.33
38	X	609	CHL	O2D-CGD	5.13	1.45	1.33
38	Z	607	CHL	O2D-CGD	5.13	1.45	1.33
38	Y	605	CHL	O2D-CGD	5.12	1.45	1.33
38	U	601	CHL	O2D-CGD	5.12	1.45	1.33
38	X	608	CHL	O2D-CGD	5.12	1.45	1.33
38	X	607	CHL	O2D-CGD	5.12	1.45	1.33
38	Z	608	CHL	C3B-C2B	5.12	1.47	1.40
38	U	609	CHL	O2D-CGD	5.11	1.45	1.33
38	Z	609	CHL	CHC-C1C	5.10	1.48	1.35

Continued on next page...

Continued from previous page...

Mol	Chain	Res	Type	Atoms	Z	Observed(Å)	Ideal(Å)
38	W	607	CHL	O2D-CGD	5.10	1.45	1.33
38	Y	609	CHL	O2D-CGD	5.09	1.45	1.33
38	Z	609	CHL	O2D-CGD	5.09	1.45	1.33
38	Y	607	CHL	CHC-C1C	5.08	1.48	1.35
38	V	601	CHL	O2D-CGD	5.08	1.45	1.33
38	X	608	CHL	C3B-C2B	5.06	1.47	1.40
38	U	609	CHL	C3B-C2B	5.06	1.47	1.40
38	Z	601	CHL	O2D-CGD	5.05	1.45	1.33
38	V	609	CHL	O2D-CGD	5.05	1.45	1.33
38	V	609	CHL	CHC-C1C	5.04	1.47	1.35
38	Y	608	CHL	C2C-C3C	5.02	1.47	1.36
38	Y	608	CHL	CHC-C1C	5.02	1.47	1.35
38	X	609	CHL	C3B-C2B	5.02	1.47	1.40
38	Y	607	CHL	C3B-C2B	5.01	1.47	1.40
38	X	606	CHL	C3B-C2B	5.01	1.47	1.40
38	Y	608	CHL	C3B-C2B	5.01	1.47	1.40
38	Y	609	CHL	C3B-C2B	5.01	1.47	1.40
38	W	606	CHL	O2D-CGD	5.01	1.45	1.33
38	X	601	CHL	O2D-CGD	4.99	1.45	1.33
38	W	609	CHL	C3B-C2B	4.98	1.47	1.40
38	W	605	CHL	O2D-CGD	4.98	1.45	1.33
38	U	606	CHL	O2D-CGD	4.97	1.45	1.33
38	U	605	CHL	C3B-C2B	4.97	1.47	1.40
38	W	607	CHL	CHC-C1C	4.97	1.47	1.35
38	Y	609	CHL	CHC-C1C	4.96	1.47	1.35
38	X	607	CHL	CHC-C1C	4.96	1.47	1.35
38	X	607	CHL	C3B-C2B	4.96	1.47	1.40
38	U	609	CHL	CHC-C1C	4.96	1.47	1.35
38	Z	606	CHL	C2C-C3C	4.96	1.47	1.36
38	Z	607	CHL	CHC-C1C	4.95	1.47	1.35
38	U	605	CHL	O2D-CGD	4.95	1.45	1.33
38	X	606	CHL	CHC-C1C	4.94	1.47	1.35
38	Y	606	CHL	C3B-C2B	4.94	1.47	1.40
38	W	605	CHL	C3B-C2B	4.94	1.47	1.40
38	V	605	CHL	C3B-C2B	4.93	1.47	1.40
38	Y	606	CHL	CHC-C1C	4.93	1.47	1.35
38	X	601	CHL	CHC-C1C	4.92	1.47	1.35
38	X	609	CHL	CHC-C1C	4.91	1.47	1.35
38	V	606	CHL	O2D-CGD	4.91	1.45	1.33
38	Z	609	CHL	C3D-C4D	-4.90	1.33	1.44
38	V	601	CHL	CHC-C1C	4.89	1.47	1.35
38	U	601	CHL	CHC-C1C	4.89	1.47	1.35

Continued on next page...

Continued from previous page...

Mol	Chain	Res	Type	Atoms	Z	Observed(Å)	Ideal(Å)
38	V	605	CHL	O2D-CGD	4.89	1.45	1.33
38	Y	601	CHL	CHC-C1C	4.89	1.47	1.35
38	W	601	CHL	CHC-C1C	4.88	1.47	1.35
38	V	601	CHL	C3D-C4D	-4.88	1.33	1.44
38	V	606	CHL	CHC-C1C	4.87	1.47	1.35
38	W	609	CHL	CHC-C1C	4.87	1.47	1.35
38	U	601	CHL	C3D-C4D	-4.87	1.33	1.44
38	Y	607	CHL	C3D-C4D	-4.87	1.33	1.44
38	X	606	CHL	C2C-C3C	4.86	1.47	1.36
38	U	609	CHL	C3D-C4D	-4.85	1.33	1.44
38	X	601	CHL	C3B-C2B	4.85	1.47	1.40
38	Y	609	CHL	C3D-C4D	-4.85	1.33	1.44
38	Y	606	CHL	C2C-C3C	4.85	1.47	1.36
38	Z	609	CHL	C2C-C3C	4.84	1.47	1.36
38	X	601	CHL	C3D-C4D	-4.83	1.33	1.44
38	X	605	CHL	CHC-C1C	4.83	1.47	1.35
38	W	609	CHL	C3D-C4D	-4.83	1.33	1.44
38	V	609	CHL	C3D-C4D	-4.83	1.33	1.44
38	Y	605	CHL	CHC-C1C	4.83	1.47	1.35
38	V	608	CHL	C1D-ND	-4.83	1.31	1.37
38	Z	605	CHL	C2C-C3C	4.83	1.47	1.36
38	W	606	CHL	C1D-ND	-4.82	1.31	1.37
38	Z	601	CHL	CHC-C1C	4.82	1.47	1.35
38	W	601	CHL	C3D-C4D	-4.82	1.33	1.44
38	Z	608	CHL	CHC-C1C	4.82	1.47	1.35
38	W	608	CHL	O2D-CGD	4.81	1.44	1.33
38	Z	605	CHL	CHC-C1C	4.81	1.47	1.35
38	X	607	CHL	C3D-C4D	-4.81	1.33	1.44
38	Z	601	CHL	C3D-C4D	-4.81	1.33	1.44
38	Y	601	CHL	C3D-C4D	-4.80	1.33	1.44
38	X	608	CHL	C3D-C4D	-4.80	1.33	1.44
38	V	607	CHL	O2D-CGD	4.80	1.44	1.33
38	X	609	CHL	C3D-C4D	-4.80	1.33	1.44
38	U	608	CHL	O2D-CGD	4.80	1.44	1.33
38	X	605	CHL	C2C-C3C	4.78	1.47	1.36
38	Z	608	CHL	C2C-C3C	4.78	1.47	1.36
38	Z	607	CHL	C3B-C2B	4.78	1.47	1.40
38	Y	605	CHL	C2C-C3C	4.77	1.47	1.36
38	V	608	CHL	O2D-CGD	4.76	1.44	1.33
38	X	608	CHL	C2C-C3C	4.76	1.46	1.36
38	U	608	CHL	CHC-C1C	4.76	1.47	1.35
38	V	609	CHL	C2C-C3C	4.73	1.46	1.36

Continued on next page...

Continued from previous page...

Mol	Chain	Res	Type	Atoms	Z	Observed(Å)	Ideal(Å)
38	V	601	CHL	C3B-C2B	4.73	1.46	1.40
38	W	608	CHL	CHC-C1C	4.73	1.47	1.35
38	W	607	CHL	C3D-C4D	-4.72	1.33	1.44
38	Y	601	CHL	C3B-C2B	4.72	1.46	1.40
38	Z	606	CHL	CHC-C1C	4.71	1.47	1.35
38	Z	609	CHL	CHD-C1D	4.71	1.47	1.38
38	Z	607	CHL	C3D-C4D	-4.71	1.33	1.44
38	U	608	CHL	C1D-ND	-4.71	1.32	1.37
38	Z	601	CHL	C3B-C2B	4.71	1.46	1.40
38	U	605	CHL	CHC-C1C	4.69	1.47	1.35
38	U	607	CHL	O2D-CGD	4.69	1.44	1.33
38	W	605	CHL	CHC-C1C	4.69	1.47	1.35
38	W	601	CHL	C3B-C2B	4.68	1.46	1.40
38	W	607	CHL	C2C-C3C	4.68	1.46	1.37
38	Y	605	CHL	C3A-C2A	-4.67	1.50	1.54
38	X	609	CHL	C2C-C3C	4.67	1.46	1.36
38	W	607	CHL	C3B-C2B	4.66	1.46	1.40
38	U	606	CHL	C1D-ND	-4.66	1.32	1.37
38	W	609	CHL	C2C-C3C	4.65	1.46	1.36
38	W	608	CHL	C2C-C3C	4.65	1.46	1.36
38	Y	609	CHL	C2C-C3C	4.65	1.46	1.36
38	U	601	CHL	C3B-C2B	4.65	1.46	1.40
38	Y	607	CHL	C2C-C3C	4.64	1.46	1.36
38	U	601	CHL	C2C-C3C	4.64	1.46	1.36
38	U	606	CHL	CHC-C1C	4.64	1.46	1.35
38	W	606	CHL	CHC-C1C	4.63	1.46	1.35
38	X	607	CHL	C2C-C3C	4.63	1.46	1.36
38	V	605	CHL	C2C-C3C	4.62	1.46	1.36
38	U	608	CHL	C2C-C3C	4.62	1.46	1.36
38	W	608	CHL	C1D-ND	-4.61	1.32	1.37
38	W	605	CHL	C2C-C3C	4.60	1.46	1.36
38	V	607	CHL	C2C-C3C	4.60	1.46	1.36
38	U	605	CHL	C2C-C3C	4.59	1.46	1.36
38	V	608	CHL	C3B-C2B	4.59	1.46	1.40
38	Z	601	CHL	C2C-C3C	4.59	1.46	1.36
38	Y	601	CHL	C2C-C3C	4.59	1.46	1.36
38	V	607	CHL	CHC-C1C	4.58	1.46	1.35
38	U	609	CHL	C2C-C3C	4.58	1.46	1.36
38	V	609	CHL	CHD-C1D	4.58	1.47	1.38
38	U	607	CHL	CHC-C1C	4.58	1.46	1.35
38	U	607	CHL	C2C-C3C	4.56	1.46	1.36
38	W	606	CHL	C2C-C3C	4.55	1.46	1.36

Continued on next page...

Continued from previous page...

Mol	Chain	Res	Type	Atoms	Z	Observed(Å)	Ideal(Å)
38	Z	606	CHL	CHD-C1D	4.54	1.47	1.38
38	V	601	CHL	C2C-C3C	4.54	1.46	1.36
38	U	606	CHL	C2C-C3C	4.54	1.46	1.36
38	X	601	CHL	C2C-C3C	4.53	1.46	1.36
38	U	605	CHL	C1D-ND	-4.53	1.32	1.37
38	V	606	CHL	C2C-C3C	4.52	1.46	1.36
38	W	607	CHL	CHD-C1D	4.51	1.47	1.38
38	Y	606	CHL	O2A-CGA	4.51	1.45	1.30
38	W	605	CHL	C1D-ND	-4.50	1.32	1.37
38	Y	609	CHL	CHD-C1D	4.50	1.47	1.38
38	V	606	CHL	C1D-ND	-4.50	1.32	1.37
38	W	601	CHL	C2C-C3C	4.50	1.46	1.36
38	U	607	CHL	O2A-CGA	4.49	1.45	1.30
38	U	607	CHL	C1D-ND	-4.49	1.32	1.37
38	V	607	CHL	O2A-CGA	4.49	1.45	1.30
38	Z	606	CHL	O2A-CGA	4.49	1.45	1.30
38	X	605	CHL	O2A-CGA	4.49	1.45	1.30
38	Z	607	CHL	C2C-C3C	4.48	1.46	1.36
38	V	605	CHL	CHC-C1C	4.48	1.46	1.35
38	Y	607	CHL	CHD-C1D	4.48	1.47	1.38
38	W	605	CHL	O2A-CGA	4.47	1.45	1.30
38	V	605	CHL	C1D-ND	-4.47	1.32	1.37
38	W	608	CHL	C3B-C2B	4.45	1.46	1.40
38	W	606	CHL	O2A-CGA	4.45	1.45	1.30
38	Z	608	CHL	CHD-C1D	4.45	1.47	1.38
38	U	608	CHL	C3B-C2B	4.44	1.46	1.40
38	U	609	CHL	CHD-C1D	4.44	1.47	1.38
38	Z	605	CHL	CHD-C1D	4.43	1.47	1.38
38	V	608	CHL	CHC-C1C	4.42	1.46	1.35
38	X	609	CHL	CHD-C1D	4.40	1.46	1.38
38	Y	608	CHL	O2A-CGA	4.38	1.46	1.33
38	W	609	CHL	CHD-C1D	4.38	1.46	1.38
38	X	608	CHL	CHD-C1D	4.37	1.46	1.38
33	L	2631	LMG	O8-C28	4.36	1.46	1.33
38	U	607	CHL	C3B-C2B	4.36	1.46	1.40
38	Z	608	CHL	O2A-CGA	4.35	1.46	1.33
38	V	608	CHL	C2C-C3C	4.34	1.46	1.36
38	Z	601	CHL	O2A-CGA	4.33	1.46	1.33
38	X	601	CHL	CHD-C1D	4.33	1.46	1.38
38	U	601	CHL	CHD-C1D	4.33	1.46	1.38
38	V	607	CHL	C3B-C2B	4.33	1.46	1.40
38	V	606	CHL	C3B-C2B	4.32	1.46	1.40

Continued on next page...

Continued from previous page...

Mol	Chain	Res	Type	Atoms	Z	Observed(Å)	Ideal(Å)
29	B	851	LHG	O8-C23	4.32	1.46	1.33
33	J	104	LMG	O8-C28	4.32	1.46	1.33
33	4	624	LMG	O8-C28	4.32	1.46	1.33
29	X	2630	LHG	O8-C23	4.31	1.45	1.33
29	Z	2630	LHG	O8-C23	4.31	1.45	1.33
38	W	606	CHL	C3B-C2B	4.31	1.46	1.40
38	W	607	CHL	O2A-CGA	4.30	1.45	1.33
29	9	624	LHG	O8-C23	4.30	1.45	1.33
33	4	623	LMG	O8-C28	4.28	1.45	1.33
38	Y	607	CHL	O2A-CGA	4.28	1.45	1.33
29	Y	2630	LHG	O8-C23	4.28	1.45	1.33
33	5	627	LMG	O8-C28	4.28	1.45	1.33
38	X	605	CHL	CHD-C1D	4.27	1.46	1.38
38	Z	607	CHL	O2A-CGA	4.27	1.45	1.33
38	Z	601	CHL	CHD-C1D	4.27	1.46	1.38
38	Y	605	CHL	CHD-C1D	4.27	1.46	1.38
29	X	2630	LHG	O7-C7	4.27	1.46	1.34
38	X	607	CHL	CHD-C1D	4.26	1.46	1.38
29	Y	2630	LHG	O7-C7	4.25	1.46	1.34
38	Y	601	CHL	CHD-C1D	4.25	1.46	1.38
38	V	609	CHL	O2A-CGA	4.25	1.45	1.33
38	W	601	CHL	O2A-CGA	4.25	1.45	1.33
33	8	626	LMG	O8-C28	4.25	1.45	1.33
38	U	606	CHL	C3B-C2B	4.25	1.46	1.40
38	W	601	CHL	CHD-C1D	4.25	1.46	1.38
38	V	607	CHL	C1D-ND	-4.25	1.32	1.37
29	O	2631	LHG	O8-C23	4.24	1.45	1.33
38	Z	609	CHL	O2A-CGA	4.24	1.45	1.33
38	U	609	CHL	O2A-CGA	4.24	1.45	1.33
38	V	601	CHL	CHD-C1D	4.23	1.46	1.38
29	B	854	LHG	O8-C23	4.23	1.45	1.33
38	X	607	CHL	O2A-CGA	4.23	1.45	1.33
38	V	608	CHL	O2A-CGA	4.22	1.45	1.33
29	9	623	LHG	O8-C23	4.22	1.45	1.33
33	H	205	LMG	O7-C10	4.22	1.46	1.34
37	Z	1623	NEX	C7-C8	-4.22	1.24	1.32
38	Y	609	CHL	O2A-CGA	4.22	1.45	1.33
38	Y	608	CHL	CHD-C1D	4.21	1.46	1.38
38	X	601	CHL	O2A-CGA	4.20	1.45	1.33
38	W	609	CHL	O2A-CGA	4.20	1.45	1.33
29	8	623	LHG	O8-C23	4.20	1.45	1.33
33	J	103	LMG	O8-C28	4.20	1.45	1.33

Continued on next page...

Continued from previous page...

Mol	Chain	Res	Type	Atoms	Z	Observed(Å)	Ideal(Å)
38	X	609	CHL	O2A-CGA	4.19	1.45	1.33
29	5	625	LHG	O7-C7	4.19	1.46	1.34
29	2	622	LHG	O7-C7	4.19	1.46	1.34
34	B	850	DGD	O1G-C1A	4.18	1.45	1.33
38	X	608	CHL	O2A-CGA	4.18	1.45	1.33
38	U	601	CHL	O2A-CGA	4.18	1.45	1.33
38	V	601	CHL	O2A-CGA	4.17	1.45	1.33
29	9	624	LHG	O7-C7	4.17	1.46	1.34
29	9	622	LHG	O7-C7	4.17	1.46	1.34
33	H	205	LMG	O8-C28	4.16	1.45	1.33
33	9	625	LMG	O8-C28	4.15	1.45	1.33
38	X	606	CHL	CHD-C1D	4.15	1.46	1.38
29	B	854	LHG	O7-C7	4.15	1.46	1.34
29	8	622	LHG	O7-C7	4.15	1.46	1.34
29	4	622	LHG	O7-C7	4.15	1.46	1.34
29	A	847	LHG	O8-C23	4.14	1.45	1.33
33	A	860	LMG	O7-C10	4.13	1.46	1.34
33	A	860	LMG	O8-C28	4.13	1.45	1.33
29	U	2630	LHG	O7-C7	4.13	1.45	1.34
38	Z	607	CHL	CHD-C1D	4.12	1.46	1.38
38	Y	601	CHL	O2A-CGA	4.11	1.45	1.33
38	Y	606	CHL	CHD-C1D	4.11	1.46	1.38
29	5	625	LHG	O8-C23	4.11	1.45	1.33
29	9	622	LHG	O8-C23	4.11	1.45	1.33
29	B	851	LHG	O7-C7	4.11	1.45	1.34
29	a	620	LHG	O7-C7	4.10	1.45	1.34
29	A	846	LHG	O8-C23	4.10	1.45	1.33
33	J	103	LMG	O7-C10	4.10	1.45	1.34
29	6	623	LHG	O8-C23	4.09	1.45	1.33
29	2	622	LHG	O8-C23	4.09	1.45	1.33
29	1	620	LHG	O7-C7	4.08	1.45	1.34
33	J	104	LMG	O7-C10	4.08	1.45	1.34
29	W	2630	LHG	O7-C7	4.08	1.45	1.34
29	8	623	LHG	O7-C7	4.07	1.45	1.34
33	4	624	LMG	O7-C10	4.07	1.45	1.34
33	5	627	LMG	O7-C10	4.07	1.45	1.34
38	Z	609	CHL	CHD-C4C	4.07	1.48	1.39
29	4	622	LHG	O8-C23	4.07	1.45	1.33
33	4	623	LMG	O7-C10	4.06	1.45	1.34
38	V	605	CHL	CHD-C1D	4.06	1.46	1.38
29	5	623	LHG	O7-C7	4.06	1.45	1.34
38	V	607	CHL	CHD-C1D	4.06	1.46	1.38

Continued on next page...

Continued from previous page...

Mol	Chain	Res	Type	Atoms	Z	Observed(Å)	Ideal(Å)
29	5	623	LHG	O8-C23	4.06	1.45	1.33
33	L	2631	LMG	O7-C10	4.06	1.45	1.34
33	9	625	LMG	O7-C10	4.06	1.45	1.34
29	3	623	LHG	O8-C23	4.06	1.45	1.33
29	3	624	LHG	O8-C23	4.06	1.45	1.33
29	7	622	LHG	O8-C23	4.05	1.45	1.33
29	Z	2630	LHG	O7-C7	4.05	1.45	1.34
27	Z	604	CLA	C1D-ND	4.04	1.42	1.37
29	3	623	LHG	O7-C7	4.03	1.45	1.34
29	3	624	LHG	O7-C7	4.03	1.45	1.34
37	5	624	NEX	C7-C8	-4.03	1.25	1.32
38	W	608	CHL	O2A-CGA	4.02	1.45	1.33
33	V	2631	LMG	O7-C10	4.02	1.45	1.34
29	a	620	LHG	O8-C23	4.02	1.45	1.33
33	V	2631	LMG	O8-C28	4.01	1.45	1.33
38	V	609	CHL	CHD-C4C	4.01	1.48	1.39
29	W	2630	LHG	O8-C23	4.01	1.45	1.33
29	1	620	LHG	O8-C23	4.01	1.45	1.33
29	O	2631	LHG	O7-C7	4.00	1.45	1.34
29	H	204	LHG	O8-C23	4.00	1.45	1.33
29	V	2630	LHG	O7-C7	3.99	1.45	1.34
29	8	622	LHG	O8-C23	3.99	1.45	1.33
27	Z	612	CLA	C1D-ND	3.99	1.42	1.37
29	U	2630	LHG	O8-C23	3.98	1.45	1.33
38	X	606	CHL	C1D-ND	-3.98	1.32	1.37
27	Z	614	CLA	C1D-ND	3.97	1.42	1.37
37	6	624	NEX	C7-C8	-3.97	1.25	1.32
29	6	623	LHG	O7-C7	3.97	1.45	1.34
38	W	609	CHL	CHD-C4C	3.96	1.48	1.39
27	Y	614	CLA	C1D-ND	3.95	1.42	1.37
27	X	610	CLA	C1D-ND	3.95	1.42	1.37
29	7	622	LHG	O7-C7	3.95	1.45	1.34
38	U	605	CHL	CHD-C1D	3.94	1.46	1.38
27	X	611	CLA	C1D-ND	3.94	1.42	1.37
38	X	609	CHL	CHD-C4C	3.93	1.48	1.39
29	H	204	LHG	O7-C7	3.93	1.45	1.34
29	A	847	LHG	O7-C7	3.93	1.45	1.34
38	Y	609	CHL	CHD-C4C	3.93	1.48	1.39
29	A	846	LHG	O7-C7	3.93	1.45	1.34
38	Z	608	CHL	CHD-C4C	3.92	1.48	1.39
27	5	614	CLA	CHB-C4A	3.92	1.37	1.34
27	Y	611	CLA	C1D-ND	3.92	1.42	1.37

Continued on next page...

Continued from previous page...

Mol	Chain	Res	Type	Atoms	Z	Observed(Å)	Ideal(Å)
38	U	609	CHL	CHD-C4C	3.92	1.48	1.39
27	Y	613	CLA	C1D-ND	3.91	1.42	1.37
27	Z	610	CLA	C1D-ND	3.91	1.42	1.37
34	B	850	DGD	O2G-C1B	3.90	1.45	1.34
38	Y	606	CHL	C1D-ND	-3.90	1.33	1.37
27	Y	610	CLA	C1D-ND	3.89	1.42	1.37
27	8	616	CLA	C1D-ND	3.89	1.42	1.37
27	X	612	CLA	C1D-ND	3.89	1.42	1.37
38	U	601	CHL	CHD-C4C	3.88	1.48	1.39
27	Y	612	CLA	C1D-ND	3.88	1.42	1.37
38	W	605	CHL	CHD-C1D	3.88	1.45	1.38
38	Z	606	CHL	CHD-C4C	3.87	1.48	1.39
38	X	608	CHL	CHD-C4C	3.87	1.48	1.39
29	9	623	LHG	O7-C7	3.87	1.45	1.34
33	8	626	LMG	O7-C10	3.86	1.45	1.34
27	Y	603	CLA	C1D-ND	3.86	1.42	1.37
27	Y	604	CLA	C1D-ND	3.86	1.42	1.37
38	W	601	CHL	CHD-C4C	3.86	1.48	1.39
27	X	603	CLA	C1D-ND	3.86	1.42	1.37
38	Y	608	CHL	C1D-ND	-3.85	1.33	1.37
27	X	613	CLA	C1D-ND	3.84	1.42	1.37
29	V	2630	LHG	O8-C23	3.84	1.44	1.33
38	W	607	CHL	CHD-C4C	3.83	1.48	1.39
38	Y	606	CHL	CHD-C4C	3.83	1.48	1.39
27	X	614	CLA	C1D-ND	3.83	1.42	1.37
38	X	606	CHL	CHD-C4C	3.83	1.48	1.39
38	V	601	CHL	CHD-C4C	3.83	1.48	1.39
27	X	604	CLA	C1D-ND	3.82	1.42	1.37
38	Y	608	CHL	CHD-C4C	3.82	1.47	1.39
38	Y	607	CHL	CHD-C4C	3.81	1.47	1.39
38	Y	608	CHL	OBD-CAD	3.81	1.29	1.22
27	5	619	CLA	C1D-ND	3.81	1.42	1.37
28	A	844	PQN	C11-C12	3.81	1.56	1.50
38	U	607	CHL	CHD-C1D	3.80	1.45	1.38
27	a	609	CLA	C1D-ND	3.80	1.42	1.37
27	O	2002	CLA	C1D-ND	3.80	1.42	1.37
27	1	609	CLA	C1D-ND	3.80	1.42	1.37
27	Z	603	CLA	C1D-ND	3.79	1.42	1.37
38	Y	601	CHL	CHD-C4C	3.79	1.47	1.39
38	U	608	CHL	CHD-C1D	3.79	1.45	1.38
38	X	601	CHL	CHD-C4C	3.79	1.47	1.39
38	Z	605	CHL	CHD-C4C	3.77	1.47	1.39

Continued on next page...

Continued from previous page...

Mol	Chain	Res	Type	Atoms	Z	Observed(Å)	Ideal(Å)
27	Z	613	CLA	C1D-ND	3.77	1.42	1.37
38	W	608	CHL	CHD-C1D	3.77	1.45	1.38
38	Y	605	CHL	OBD-CAD	3.77	1.29	1.22
38	Z	606	CHL	C1D-ND	-3.76	1.33	1.37
27	K	206	CLA	C1D-ND	3.76	1.42	1.37
27	4	616	CLA	C1D-ND	3.76	1.42	1.37
27	7	615	CLA	C1D-ND	3.76	1.42	1.37
38	V	608	CHL	CHD-C1D	3.76	1.45	1.38
38	Z	607	CHL	CHD-C4C	3.75	1.47	1.39
38	X	605	CHL	OBD-CAD	3.75	1.28	1.22
38	Z	601	CHL	CHD-C4C	3.75	1.47	1.39
38	X	607	CHL	CHD-C4C	3.74	1.47	1.39
27	9	612	CLA	C1D-ND	3.74	1.42	1.37
38	Y	605	CHL	C1D-ND	-3.74	1.33	1.37
27	1	614	CLA	CHB-C4A	3.73	1.37	1.34
27	9	601	CLA	C1D-ND	3.72	1.42	1.37
38	Z	608	CHL	OBD-CAD	3.72	1.28	1.22
27	Z	611	CLA	C1D-ND	3.72	1.42	1.37
27	4	612	CLA	C1D-ND	3.72	1.42	1.37
27	H	202	CLA	C1D-ND	3.72	1.42	1.37
27	A	808	CLA	C1D-ND	3.72	1.42	1.37
38	Z	607	CHL	OBD-CAD	3.70	1.28	1.22
38	Y	605	CHL	CHD-C4C	3.69	1.47	1.39
27	a	616	CLA	C1D-ND	3.69	1.42	1.37
27	9	611	CLA	C1D-ND	3.69	1.42	1.37
27	3	611	CLA	C1D-ND	3.68	1.42	1.37
38	X	605	CHL	CHD-C4C	3.68	1.47	1.39
27	4	614	CLA	C1D-ND	3.67	1.42	1.37
27	1	609	CLA	CAB-C3B	-3.67	1.44	1.51
38	X	605	CHL	C1D-ND	-3.67	1.33	1.37
27	G	204	CLA	C1D-ND	3.66	1.42	1.37
27	6	612	CLA	C1D-ND	3.66	1.42	1.37
27	3	609	CLA	C1D-ND	3.66	1.42	1.37
27	4	604	CLA	C1D-ND	3.66	1.42	1.37
38	W	607	CHL	OBD-CAD	3.66	1.28	1.22
27	9	603	CLA	CAB-C3B	-3.66	1.44	1.51
27	a	614	CLA	C1D-ND	3.65	1.42	1.37
27	K	204	CLA	C1D-ND	3.65	1.42	1.37
38	Z	606	CHL	C3D-C2D	3.65	1.49	1.39
27	V	604	CLA	C1D-ND	3.65	1.42	1.37
38	Z	605	CHL	OBD-CAD	3.64	1.28	1.22
38	W	608	CHL	OBD-CAD	3.64	1.28	1.22

Continued on next page...

Continued from previous page...

Mol	Chain	Res	Type	Atoms	Z	Observed(Å)	Ideal(Å)
27	F	304	CLA	C1D-ND	3.64	1.42	1.37
27	2	611	CLA	C1D-ND	3.64	1.42	1.37
27	5	611	CLA	C1D-ND	3.64	1.42	1.37
27	1	614	CLA	C1D-ND	3.64	1.42	1.37
27	9	607	CLA	C1D-ND	3.64	1.42	1.37
38	W	605	CHL	OBD-CAD	3.64	1.28	1.22
27	6	606	CLA	C1D-ND	3.64	1.42	1.37
27	2	601	CLA	C1D-ND	3.64	1.42	1.37
27	7	616	CLA	C1D-ND	3.64	1.42	1.37
27	1	614	CLA	CAB-C3B	-3.63	1.44	1.51
27	6	608	CLA	C1D-ND	3.63	1.42	1.37
27	9	613	CLA	C1D-ND	3.63	1.42	1.37
27	J	101	CLA	C1D-ND	3.62	1.42	1.37
32	8	625	LMU	O5'-C1'	3.62	1.51	1.41
38	U	605	CHL	OBD-CAD	3.62	1.28	1.22
27	6	604	CLA	C1D-ND	3.62	1.42	1.37
38	V	605	CHL	OBD-CAD	3.62	1.28	1.22
27	2	614	CLA	C1D-ND	3.62	1.42	1.37
38	Z	608	CHL	C1D-ND	-3.62	1.33	1.37
27	A	801	CLA	C1D-ND	3.61	1.42	1.37
27	a	614	CLA	CHB-C4A	3.61	1.37	1.34
27	a	611	CLA	CAB-C3B	-3.61	1.44	1.51
27	5	603	CLA	CAB-C3B	-3.61	1.44	1.51
27	6	618	CLA	C1D-ND	3.61	1.42	1.37
38	Z	606	CHL	OBD-CAD	3.61	1.28	1.22
27	K	203	CLA	C1D-ND	3.61	1.42	1.37
28	B	842	PQN	C11-C12	3.61	1.55	1.50
27	3	607	CLA	C1D-ND	3.60	1.42	1.37
38	V	608	CHL	OBD-CAD	3.60	1.28	1.22
27	8	603	CLA	CAB-C3B	-3.60	1.44	1.51
27	O	2002	CLA	CAB-C3B	-3.60	1.44	1.51
27	8	612	CLA	C1D-ND	3.60	1.42	1.37
38	U	608	CHL	OBD-CAD	3.60	1.28	1.22
27	L	307	CLA	C1D-ND	3.59	1.42	1.37
27	V	614	CLA	C4D-ND	-3.59	1.32	1.37
27	6	618	CLA	CAB-C3B	-3.59	1.44	1.51
27	6	601	CLA	C1D-ND	3.59	1.42	1.37
27	V	613	CLA	C4D-ND	-3.59	1.32	1.37
38	Y	608	CHL	C3D-C2D	3.59	1.48	1.39
38	X	607	CHL	OBD-CAD	3.59	1.28	1.22
38	Z	601	CHL	OBD-CAD	3.59	1.28	1.22
27	B	821	CLA	C3C-C4C	3.59	1.45	1.40

Continued on next page...

Continued from previous page...

Mol	Chain	Res	Type	Atoms	Z	Observed(Å)	Ideal(Å)
27	8	607	CLA	CAB-C3B	-3.58	1.44	1.51
27	H	203	CLA	C1D-ND	3.58	1.42	1.37
27	5	607	CLA	C1D-ND	3.58	1.42	1.37
27	O	2003	CLA	C1D-ND	3.58	1.42	1.37
27	5	604	CLA	CAB-C3B	-3.58	1.44	1.51
38	W	606	CHL	CHD-C1D	3.58	1.45	1.38
27	5	601	CLA	C1D-ND	3.58	1.42	1.37
27	3	615	CLA	C1D-ND	3.58	1.42	1.37
27	4	601	CLA	C1D-ND	3.58	1.42	1.37
27	a	610	CLA	C1D-ND	3.58	1.42	1.37
27	2	612	CLA	C1D-ND	3.58	1.42	1.37
27	4	613	CLA	C1D-ND	3.57	1.42	1.37
27	Y	602	CLA	C1D-ND	3.57	1.42	1.37
27	6	607	CLA	CAB-C3B	-3.57	1.44	1.51
27	Z	602	CLA	C1D-ND	3.57	1.42	1.37
38	X	605	CHL	C3D-C2D	3.57	1.48	1.39
27	4	608	CLA	C1D-ND	3.57	1.42	1.37
27	5	604	CLA	C1D-ND	3.57	1.42	1.37
38	V	606	CHL	CHD-C1D	3.57	1.45	1.38
27	a	611	CLA	C1D-ND	3.57	1.42	1.37
27	3	612	CLA	C1D-ND	3.57	1.42	1.37
27	2	616	CLA	CAB-C3B	-3.57	1.44	1.51
27	5	619	CLA	CAB-C3B	-3.57	1.44	1.51
27	9	614	CLA	C1D-ND	3.57	1.42	1.37
38	Y	607	CHL	OBD-CAD	3.57	1.28	1.22
27	X	602	CLA	C1D-ND	3.57	1.42	1.37
27	1	616	CLA	CAB-C3B	-3.57	1.44	1.51
38	Z	608	CHL	C3D-C2D	3.57	1.48	1.39
38	Y	605	CHL	C3D-C2D	3.57	1.48	1.39
38	V	607	CHL	OBD-CAD	3.57	1.28	1.22
27	4	603	CLA	CAB-C3B	-3.56	1.44	1.51
27	6	614	CLA	C1D-ND	3.56	1.42	1.37
38	U	607	CHL	OBD-CAD	3.56	1.28	1.22
38	Z	605	CHL	C3D-C2D	3.56	1.48	1.39
27	5	614	CLA	C1D-ND	3.56	1.42	1.37
27	6	603	CLA	CAB-C3B	-3.56	1.44	1.51
27	4	618	CLA	C1D-ND	3.56	1.42	1.37
27	1	611	CLA	C1D-ND	3.56	1.42	1.37
27	4	611	CLA	C1D-ND	3.56	1.42	1.37
27	7	615	CLA	CAB-C3B	-3.56	1.44	1.51
27	5	618	CLA	C1D-ND	3.56	1.42	1.37
38	Z	605	CHL	C1D-ND	-3.56	1.33	1.37

Continued on next page...

Continued from previous page...

Mol	Chain	Res	Type	Atoms	Z	Observed(Å)	Ideal(Å)
27	9	604	CLA	C1D-ND	3.55	1.42	1.37
27	9	606	CLA	C1D-ND	3.55	1.42	1.37
38	U	606	CHL	CHD-C1D	3.55	1.45	1.38
27	6	603	CLA	C1D-ND	3.55	1.42	1.37
38	U	608	CHL	CHD-C4C	3.55	1.47	1.39
27	3	607	CLA	CAB-C3B	-3.55	1.44	1.51
27	B	821	CLA	C1D-ND	3.55	1.42	1.37
27	B	811	CLA	CAB-C3B	-3.55	1.44	1.51
27	2	604	CLA	C1D-ND	3.55	1.42	1.37
38	X	601	CHL	OBD-CAD	3.55	1.28	1.22
27	5	618	CLA	CAB-C3B	-3.55	1.44	1.51
27	4	603	CLA	C1D-ND	3.54	1.42	1.37
27	2	607	CLA	C1D-ND	3.54	1.42	1.37
27	a	603	CLA	C1D-ND	3.54	1.42	1.37
27	1	612	CLA	C1D-ND	3.54	1.42	1.37
27	4	616	CLA	CAB-C3B	-3.54	1.44	1.51
27	1	604	CLA	C1D-ND	3.54	1.42	1.37
27	2	616	CLA	C1D-ND	3.54	1.42	1.37
27	a	604	CLA	C1D-ND	3.54	1.42	1.37
38	W	601	CHL	OBD-CAD	3.54	1.28	1.22
27	B	840	CLA	C1D-ND	3.54	1.42	1.37
27	a	607	CLA	C1D-ND	3.54	1.42	1.37
27	a	612	CLA	C1D-ND	3.54	1.42	1.37
27	U	613	CLA	C4D-ND	-3.53	1.32	1.37
27	5	612	CLA	C1D-ND	3.53	1.42	1.37
27	4	609	CLA	C1D-ND	3.53	1.42	1.37
38	X	606	CHL	OBD-CAD	3.53	1.28	1.22
27	5	616	CLA	CAB-C3B	-3.53	1.44	1.51
27	9	609	CLA	C1D-ND	3.53	1.42	1.37
27	9	604	CLA	CAB-C3B	-3.53	1.44	1.51
27	2	606	CLA	C1D-ND	3.52	1.42	1.37
27	W	604	CLA	C1D-ND	3.52	1.42	1.37
38	U	601	CHL	OBD-CAD	3.52	1.28	1.22
27	3	611	CLA	CAB-C3B	-3.52	1.44	1.51
27	U	604	CLA	C1D-ND	3.52	1.42	1.37
38	Y	606	CHL	OBD-CAD	3.52	1.28	1.22
27	7	616	CLA	CAB-C3B	-3.51	1.44	1.51
27	B	839	CLA	C1D-ND	3.51	1.42	1.37
27	4	604	CLA	CAB-C3B	-3.51	1.44	1.51
27	1	610	CLA	C1D-ND	3.51	1.42	1.37
38	W	608	CHL	CHD-C4C	3.51	1.47	1.39
32	5	629	LMU	O5B-C1B	3.50	1.50	1.41

Continued on next page...

Continued from previous page...

Mol	Chain	Res	Type	Atoms	Z	Observed(Å)	Ideal(Å)
38	X	606	CHL	C3D-C2D	3.50	1.48	1.39
27	6	611	CLA	C1D-ND	3.50	1.42	1.37
27	4	618	CLA	CAB-C3B	-3.50	1.44	1.51
27	A	817	CLA	C1D-ND	3.50	1.42	1.37
27	A	845	CLA	C1D-ND	3.50	1.42	1.37
27	B	817	CLA	C1D-ND	3.50	1.42	1.37
27	1	607	CLA	C1D-ND	3.50	1.42	1.37
27	3	608	CLA	C4D-ND	-3.50	1.32	1.37
27	F	303	CLA	C1D-ND	3.50	1.42	1.37
27	1	616	CLA	C1D-ND	3.50	1.42	1.37
27	B	816	CLA	C1D-ND	3.49	1.42	1.37
27	B	831	CLA	C1D-ND	3.49	1.42	1.37
27	2	603	CLA	C1D-ND	3.49	1.42	1.37
27	4	606	CLA	C1D-ND	3.49	1.42	1.37
27	3	617	CLA	C1D-ND	3.49	1.42	1.37
27	5	616	CLA	C1D-ND	3.49	1.42	1.37
27	O	2001	CLA	C1D-ND	3.49	1.42	1.37
27	1	601	CLA	C1D-ND	3.49	1.42	1.37
38	V	601	CHL	OBD-CAD	3.48	1.28	1.22
27	5	606	CLA	C1D-ND	3.48	1.42	1.37
27	1	603	CLA	C1D-ND	3.48	1.42	1.37
27	1	613	CLA	C1D-ND	3.48	1.42	1.37
27	5	613	CLA	C1D-ND	3.48	1.42	1.37
27	6	607	CLA	C1D-ND	3.48	1.42	1.37
27	4	607	CLA	C1D-ND	3.47	1.42	1.37
27	3	606	CLA	C1D-ND	3.47	1.42	1.37
38	Y	601	CHL	OBD-CAD	3.47	1.28	1.22
32	5	628	LMU	O5B-C1B	3.47	1.50	1.41
38	Y	606	CHL	C3D-C2D	3.47	1.48	1.39
27	K	201	CLA	C1D-ND	3.47	1.42	1.37
27	G	203	CLA	C1D-ND	3.47	1.42	1.37
27	7	609	CLA	C1D-ND	3.47	1.42	1.37
27	V	613	CLA	C1D-ND	3.47	1.42	1.37
27	A	824	CLA	C1D-ND	3.47	1.42	1.37
27	5	608	CLA	C1D-ND	3.47	1.42	1.37
27	8	616	CLA	CAB-C3B	-3.46	1.44	1.51
38	X	608	CHL	OBD-CAD	3.46	1.28	1.22
27	5	617	CLA	C1D-ND	3.46	1.42	1.37
27	7	613	CLA	C1D-ND	3.46	1.42	1.37
27	4	610	CLA	C1D-ND	3.46	1.42	1.37
27	B	805	CLA	C1D-ND	3.45	1.42	1.37
38	V	607	CHL	CHD-C4C	3.45	1.47	1.39

Continued on next page...

Continued from previous page...

Mol	Chain	Res	Type	Atoms	Z	Observed(Å)	Ideal(Å)
27	6	616	CLA	C1D-ND	3.45	1.42	1.37
27	7	612	CLA	C1D-ND	3.45	1.42	1.37
38	W	606	CHL	CHD-C4C	3.45	1.47	1.39
27	A	832	CLA	C1D-ND	3.44	1.42	1.37
27	3	614	CLA	C1D-ND	3.44	1.42	1.37
27	5	610	CLA	C1D-ND	3.44	1.42	1.37
27	A	812	CLA	C1D-ND	3.44	1.42	1.37
32	K	208	LMU	O5'-C1'	3.44	1.50	1.41
38	U	606	CHL	CHD-C4C	3.44	1.47	1.39
27	8	607	CLA	C1D-ND	3.44	1.42	1.37
27	B	818	CLA	C1D-ND	3.43	1.42	1.37
38	Z	609	CHL	OBD-CAD	3.43	1.28	1.22
27	V	610	CLA	C4D-ND	-3.43	1.33	1.37
27	8	601	CLA	C1D-ND	3.43	1.42	1.37
27	A	827	CLA	C4D-ND	-3.43	1.33	1.37
27	a	613	CLA	C1D-ND	3.43	1.42	1.37
27	1	606	CLA	C1D-ND	3.43	1.42	1.37
27	8	614	CLA	C1D-ND	3.43	1.42	1.37
27	A	823	CLA	C1D-ND	3.43	1.42	1.37
27	V	603	CLA	C4D-ND	-3.43	1.33	1.37
27	a	606	CLA	C1D-ND	3.43	1.42	1.37
27	8	609	CLA	C1D-ND	3.43	1.42	1.37
27	B	815	CLA	C1D-ND	3.42	1.42	1.37
27	3	604	CLA	C1D-ND	3.42	1.42	1.37
27	A	835	CLA	C1D-ND	3.42	1.42	1.37
38	X	609	CHL	OBD-CAD	3.42	1.28	1.22
38	V	609	CHL	OBD-CAD	3.42	1.28	1.22
27	A	839	CLA	C4D-ND	-3.42	1.33	1.37
27	5	603	CLA	C1D-ND	3.42	1.42	1.37
27	A	820	CLA	C1D-ND	3.42	1.42	1.37
27	A	805	CLA	C1D-ND	3.42	1.42	1.37
27	A	806	CLA	C1D-ND	3.42	1.42	1.37
27	8	603	CLA	C1D-ND	3.42	1.42	1.37
27	8	613	CLA	C1D-ND	3.42	1.42	1.37
27	7	604	CLA	C1D-ND	3.41	1.42	1.37
27	A	804	CLA	C1D-ND	3.41	1.42	1.37
27	1	608	CLA	C1D-ND	3.41	1.42	1.37
32	1	621	LMU	O5'-C1'	3.41	1.50	1.41
27	W	613	CLA	C4D-ND	-3.41	1.33	1.37
27	7	603	CLA	C1D-ND	3.41	1.42	1.37
27	B	826	CLA	C1D-ND	3.41	1.42	1.37
27	V	611	CLA	C4D-ND	-3.41	1.33	1.37

Continued on next page...

Continued from previous page...

Mol	Chain	Res	Type	Atoms	Z	Observed(Å)	Ideal(Å)
27	8	608	CLA	C1D-ND	3.41	1.42	1.37
27	A	816	CLA	C1D-ND	3.40	1.42	1.37
27	A	821	CLA	C1D-ND	3.40	1.42	1.37
27	L	306	CLA	C1D-ND	3.40	1.42	1.37
27	6	602	CLA	C1D-ND	3.40	1.42	1.37
27	a	601	CLA	C1D-ND	3.40	1.42	1.37
27	A	818	CLA	C1D-ND	3.40	1.42	1.37
27	B	834	CLA	C1D-ND	3.40	1.42	1.37
27	3	613	CLA	C1D-ND	3.40	1.42	1.37
27	8	606	CLA	C1D-ND	3.40	1.42	1.37
27	A	814	CLA	C1D-ND	3.40	1.42	1.37
27	9	603	CLA	C1D-ND	3.40	1.42	1.37
27	B	812	CLA	C1D-ND	3.39	1.42	1.37
27	V	602	CLA	C4D-ND	-3.39	1.33	1.37
38	W	605	CHL	CHD-C4C	3.39	1.47	1.39
27	B	822	CLA	C1D-ND	3.39	1.42	1.37
27	2	613	CLA	C1D-ND	3.39	1.42	1.37
27	B	837	CLA	C1D-ND	3.39	1.42	1.37
27	3	608	CLA	CMB-C2B	-3.39	1.44	1.51
27	A	825	CLA	C1D-ND	3.39	1.41	1.37
27	B	804	CLA	C1D-ND	3.39	1.41	1.37
27	A	842	CLA	C4D-ND	-3.38	1.33	1.37
38	U	607	CHL	C3D-C2D	3.38	1.48	1.39
27	A	828	CLA	C1D-ND	3.38	1.41	1.37
38	Y	609	CHL	OBD-CAD	3.38	1.28	1.22
27	B	806	CLA	C1D-ND	3.38	1.41	1.37
27	A	834	CLA	C1D-ND	3.37	1.41	1.37
27	B	830	CLA	C1D-ND	3.37	1.41	1.37
27	B	834	CLA	C4D-ND	-3.37	1.33	1.37
27	A	803	CLA	C4D-ND	-3.37	1.33	1.37
27	B	832	CLA	C1D-ND	3.37	1.41	1.37
38	W	609	CHL	OBD-CAD	3.37	1.28	1.22
27	7	611	CLA	C1D-ND	3.37	1.41	1.37
27	6	613	CLA	C1D-ND	3.37	1.41	1.37
27	V	604	CLA	C4D-ND	-3.37	1.33	1.37
27	B	802	CLA	C1D-ND	3.37	1.41	1.37
27	a	608	CLA	C1D-ND	3.36	1.41	1.37
27	A	803	CLA	C1D-ND	3.36	1.41	1.37
27	A	831	CLA	C4D-ND	-3.36	1.33	1.37
27	6	617	CLA	C1D-ND	3.36	1.41	1.37
27	6	609	CLA	C1D-ND	3.36	1.41	1.37
27	B	819	CLA	C1D-ND	3.36	1.41	1.37

Continued on next page...

Continued from previous page...

Mol	Chain	Res	Type	Atoms	Z	Observed(Å)	Ideal(Å)
38	U	605	CHL	CHD-C4C	3.36	1.46	1.39
27	7	608	CLA	C4D-ND	-3.36	1.33	1.37
27	B	835	CLA	C1D-ND	3.35	1.41	1.37
27	V	612	CLA	C4D-ND	-3.35	1.33	1.37
27	B	809	CLA	C1D-ND	3.35	1.41	1.37
27	L	302	CLA	C1D-ND	3.35	1.41	1.37
27	8	604	CLA	C1D-ND	3.35	1.41	1.37
27	A	833	CLA	C4D-ND	-3.35	1.33	1.37
27	B	832	CLA	C4D-ND	-3.35	1.33	1.37
27	A	829	CLA	C4D-ND	-3.34	1.33	1.37
27	W	602	CLA	C4D-ND	-3.34	1.33	1.37
27	A	833	CLA	C1D-ND	3.34	1.41	1.37
27	3	603	CLA	C1D-ND	3.34	1.41	1.37
27	5	609	CLA	C1D-ND	3.34	1.41	1.37
27	B	839	CLA	C4D-ND	-3.34	1.33	1.37
27	W	614	CLA	C4D-ND	-3.34	1.33	1.37
27	7	607	CLA	C1D-ND	3.34	1.41	1.37
27	A	838	CLA	C1D-ND	3.34	1.41	1.37
32	A	858	LMU	O5'-C1'	3.34	1.50	1.41
27	L	302	CLA	C4D-ND	-3.34	1.33	1.37
38	V	606	CHL	CHD-C4C	3.34	1.46	1.39
27	B	827	CLA	C1D-ND	3.34	1.41	1.37
27	V	611	CLA	C1D-ND	3.34	1.41	1.37
27	L	304	CLA	C1D-ND	3.34	1.41	1.37
27	B	825	CLA	C4D-ND	-3.33	1.33	1.37
27	6	610	CLA	C1D-ND	3.33	1.41	1.37
27	A	825	CLA	C4D-ND	-3.33	1.33	1.37
27	2	609	CLA	C1D-ND	3.33	1.41	1.37
27	B	811	CLA	C1D-ND	3.33	1.41	1.37
38	V	608	CHL	CHD-C4C	3.33	1.46	1.39
27	3	610	CLA	C1D-ND	3.33	1.41	1.37
27	7	601	CLA	C1D-ND	3.33	1.41	1.37
27	B	807	CLA	C4D-ND	-3.32	1.33	1.37
27	B	810	CLA	C4D-ND	-3.32	1.33	1.37
27	4	602	CLA	C4D-ND	-3.32	1.33	1.37
27	W	612	CLA	C1D-ND	3.32	1.41	1.37
38	U	605	CHL	C3D-C2D	3.31	1.48	1.39
27	A	842	CLA	C1D-ND	3.31	1.41	1.37
27	7	610	CLA	C1D-ND	3.31	1.41	1.37
27	8	602	CLA	C4D-ND	-3.31	1.33	1.37
27	A	822	CLA	C4D-ND	-3.31	1.33	1.37
27	A	837	CLA	C1D-ND	3.31	1.41	1.37

Continued on next page...

Continued from previous page...

Mol	Chain	Res	Type	Atoms	Z	Observed(Å)	Ideal(Å)
27	B	821	CLA	C4D-ND	-3.30	1.33	1.37
27	U	602	CLA	C4D-ND	-3.30	1.33	1.37
38	W	605	CHL	C3D-C2D	3.30	1.48	1.39
27	B	829	CLA	C4D-ND	-3.30	1.33	1.37
27	Z	602	CLA	CHC-C1C	3.30	1.43	1.35
38	U	609	CHL	OBD-CAD	3.30	1.28	1.22
27	A	840	CLA	C1D-ND	3.30	1.41	1.37
27	4	602	CLA	C1D-ND	3.30	1.41	1.37
27	A	809	CLA	C1D-ND	3.29	1.41	1.37
27	A	845	CLA	C4D-ND	-3.29	1.33	1.37
27	W	614	CLA	C1D-ND	3.29	1.41	1.37
27	B	805	CLA	C4D-ND	-3.29	1.33	1.37
27	A	816	CLA	C4D-ND	-3.29	1.33	1.37
27	B	816	CLA	C4D-ND	-3.29	1.33	1.37
27	B	833	CLA	C4D-ND	-3.29	1.33	1.37
27	A	813	CLA	C1D-ND	3.29	1.41	1.37
27	U	614	CLA	C4D-ND	-3.29	1.33	1.37
27	U	614	CLA	C1D-ND	3.29	1.41	1.37
27	U	611	CLA	C4D-ND	-3.29	1.33	1.37
27	4	609	CLA	C4D-ND	-3.28	1.33	1.37
27	B	837	CLA	C4D-ND	-3.28	1.33	1.37
27	U	604	CLA	CAD-C3D	-3.28	1.45	1.50
27	W	604	CLA	C4D-ND	-3.28	1.33	1.37
27	A	836	CLA	C4D-ND	-3.28	1.33	1.37
27	B	828	CLA	C4D-ND	-3.28	1.33	1.37
27	8	601	CLA	C4D-ND	-3.28	1.33	1.37
27	Y	602	CLA	CHC-C1C	3.28	1.43	1.35
27	A	826	CLA	C1D-ND	3.28	1.41	1.37
27	A	820	CLA	C4D-ND	-3.28	1.33	1.37
27	3	604	CLA	C4D-ND	-3.27	1.33	1.37
27	W	611	CLA	C4D-ND	-3.27	1.33	1.37
27	B	825	CLA	C1D-ND	3.27	1.41	1.37
27	U	612	CLA	C1D-ND	3.27	1.41	1.37
27	9	602	CLA	C1D-ND	3.27	1.41	1.37
32	1	621	LMU	O5B-C1B	3.27	1.50	1.41
27	7	614	CLA	C1D-ND	3.27	1.41	1.37
27	9	610	CLA	C1D-ND	3.27	1.41	1.37
27	A	815	CLA	C4D-ND	-3.27	1.33	1.37
27	B	841	CLA	C4D-ND	-3.27	1.33	1.37
38	W	606	CHL	C3D-C2D	3.27	1.48	1.39
27	5	603	CLA	C4D-ND	-3.27	1.33	1.37
27	B	838	CLA	C4D-ND	-3.26	1.33	1.37

Continued on next page...

Continued from previous page...

Mol	Chain	Res	Type	Atoms	Z	Observed(Å)	Ideal(Å)
27	A	821	CLA	C4D-ND	-3.26	1.33	1.37
27	U	610	CLA	C4D-ND	-3.26	1.33	1.37
27	X	602	CLA	CHC-C1C	3.26	1.43	1.35
27	A	832	CLA	C4D-ND	-3.26	1.33	1.37
27	A	810	CLA	C4D-ND	-3.26	1.33	1.37
27	B	838	CLA	C1D-ND	3.26	1.41	1.37
38	V	607	CHL	C3D-C2D	3.26	1.48	1.39
27	B	803	CLA	C1D-ND	3.26	1.41	1.37
27	A	843	CLA	C1D-ND	3.26	1.41	1.37
27	1	602	CLA	C4D-ND	-3.26	1.33	1.37
27	8	610	CLA	C1D-ND	3.26	1.41	1.37
27	V	603	CLA	C1D-ND	3.26	1.41	1.37
27	A	854	CLA	C4D-ND	-3.26	1.33	1.37
27	A	829	CLA	C1D-ND	3.26	1.41	1.37
27	3	602	CLA	C1D-ND	3.26	1.41	1.37
27	A	810	CLA	C1D-ND	3.25	1.41	1.37
27	A	827	CLA	C1D-ND	3.25	1.41	1.37
27	B	823	CLA	C4D-ND	-3.25	1.33	1.37
27	5	617	CLA	C4D-ND	-3.25	1.33	1.37
27	A	814	CLA	C4D-ND	-3.25	1.33	1.37
27	9	613	CLA	C4D-ND	-3.25	1.33	1.37
27	V	610	CLA	C1D-ND	3.25	1.41	1.37
27	A	823	CLA	C4D-ND	-3.25	1.33	1.37
27	5	613	CLA	C4D-ND	-3.25	1.33	1.37
27	A	843	CLA	C4D-ND	-3.25	1.33	1.37
32	A	857	LMU	O5B-C1B	3.25	1.50	1.41
38	V	606	CHL	C3D-C2D	3.25	1.48	1.39
27	8	611	CLA	C4D-ND	-3.24	1.33	1.37
27	3	602	CLA	C4D-ND	-3.24	1.33	1.37
27	9	602	CLA	C4D-ND	-3.24	1.33	1.37
38	V	605	CHL	CHD-C4C	3.24	1.46	1.39
38	U	606	CHL	C3D-C2D	3.24	1.48	1.39
38	V	605	CHL	C3D-C2D	3.24	1.48	1.39
27	3	603	CLA	C4D-ND	-3.24	1.33	1.37
27	B	813	CLA	C1D-ND	3.24	1.41	1.37
27	B	809	CLA	C4D-ND	-3.24	1.33	1.37
32	5	628	LMU	O5'-C1'	3.24	1.50	1.41
27	8	602	CLA	C1D-ND	3.24	1.41	1.37
27	W	611	CLA	C1D-ND	3.24	1.41	1.37
27	L	303	CLA	C4D-ND	-3.24	1.33	1.37
27	7	606	CLA	C1D-ND	3.24	1.41	1.37
27	B	833	CLA	C1D-ND	3.24	1.41	1.37

Continued on next page...

Continued from previous page...

Mol	Chain	Res	Type	Atoms	Z	Observed(Å)	Ideal(Å)
27	8	611	CLA	C1D-ND	3.23	1.41	1.37
27	F	301	CLA	C4D-ND	-3.23	1.33	1.37
27	A	839	CLA	C1D-ND	3.23	1.41	1.37
27	Y	610	CLA	CHC-C1C	3.23	1.43	1.35
27	5	618	CLA	C4D-ND	-3.23	1.33	1.37
27	7	614	CLA	C4D-ND	-3.23	1.33	1.37
27	7	608	CLA	C1D-ND	3.23	1.41	1.37
27	A	828	CLA	C4D-ND	-3.23	1.33	1.37
27	B	836	CLA	C1D-ND	3.23	1.41	1.37
27	3	610	CLA	C4D-ND	-3.23	1.33	1.37
27	J	101	CLA	C4D-ND	-3.22	1.33	1.37
27	2	611	CLA	C4D-ND	-3.22	1.33	1.37
27	5	608	CLA	C4D-ND	-3.22	1.33	1.37
27	B	829	CLA	C1D-ND	3.22	1.41	1.37
27	A	819	CLA	C4D-ND	-3.22	1.33	1.37
27	A	824	CLA	C4D-ND	-3.22	1.33	1.37
27	A	830	CLA	C4D-ND	-3.22	1.33	1.37
27	B	806	CLA	C4D-ND	-3.22	1.33	1.37
27	7	611	CLA	C4D-ND	-3.22	1.33	1.37
38	U	607	CHL	CHD-C4C	3.22	1.46	1.39
27	B	812	CLA	C4D-ND	-3.22	1.33	1.37
27	B	815	CLA	C4D-ND	-3.22	1.33	1.37
27	B	830	CLA	C4D-ND	-3.22	1.33	1.37
27	6	610	CLA	C4D-ND	-3.22	1.33	1.37
27	5	602	CLA	C4D-ND	-3.22	1.33	1.37
27	7	601	CLA	C4D-ND	-3.22	1.33	1.37
27	7	607	CLA	C4D-ND	-3.22	1.33	1.37
32	K	208	LMU	O5B-C1B	3.22	1.50	1.41
27	U	611	CLA	C1D-ND	3.22	1.41	1.37
27	B	808	CLA	C1D-ND	3.22	1.41	1.37
32	A	858	LMU	O5B-C1B	3.21	1.50	1.41
27	L	303	CLA	C1D-ND	3.21	1.41	1.37
27	2	604	CLA	C4D-ND	-3.21	1.33	1.37
27	6	620	CLA	C1D-ND	3.21	1.41	1.37
27	8	609	CLA	C4D-ND	-3.21	1.33	1.37
27	A	811	CLA	C1D-ND	3.21	1.41	1.37
27	B	813	CLA	C4D-ND	-3.21	1.33	1.37
27	B	818	CLA	C4D-ND	-3.21	1.33	1.37
27	B	827	CLA	C4D-ND	-3.21	1.33	1.37
27	6	602	CLA	C4D-ND	-3.21	1.33	1.37
27	X	610	CLA	CHC-C1C	3.21	1.43	1.35
27	3	606	CLA	C4D-ND	-3.21	1.33	1.37

Continued on next page...

Continued from previous page...

Mol	Chain	Res	Type	Atoms	Z	Observed(Å)	Ideal(Å)
27	A	805	CLA	C4D-ND	-3.21	1.33	1.37
27	a	602	CLA	C4D-ND	-3.21	1.33	1.37
27	2	613	CLA	C4D-ND	-3.21	1.33	1.37
27	A	826	CLA	C4D-ND	-3.20	1.33	1.37
38	V	608	CHL	C3D-C2D	3.20	1.47	1.39
27	7	609	CLA	C4D-ND	-3.20	1.33	1.37
27	W	603	CLA	C1D-ND	3.20	1.41	1.37
27	A	807	CLA	C1D-ND	3.20	1.41	1.37
27	U	603	CLA	C1D-ND	3.20	1.41	1.37
38	W	606	CHL	OBD-CAD	3.20	1.28	1.22
27	5	609	CLA	C4D-ND	-3.20	1.33	1.37
27	6	608	CLA	C4D-ND	-3.20	1.33	1.37
27	A	840	CLA	C4D-ND	-3.20	1.33	1.37
27	B	808	CLA	C4D-ND	-3.20	1.33	1.37
27	4	607	CLA	C4D-ND	-3.20	1.33	1.37
27	1	607	CLA	C4D-ND	-3.19	1.33	1.37
27	2	603	CLA	C4D-ND	-3.19	1.33	1.37
27	a	613	CLA	C4D-ND	-3.19	1.33	1.37
27	A	809	CLA	C4D-ND	-3.19	1.33	1.37
38	U	608	CHL	C3D-C2D	3.18	1.47	1.39
27	7	604	CLA	C4D-ND	-3.18	1.33	1.37
27	4	608	CLA	C4D-ND	-3.18	1.33	1.37
27	B	836	CLA	C4D-ND	-3.18	1.33	1.37
27	B	828	CLA	C1D-ND	3.18	1.41	1.37
27	B	817	CLA	C4D-ND	-3.18	1.33	1.37
27	B	822	CLA	C4D-ND	-3.18	1.33	1.37
27	B	841	CLA	CHC-C1C	3.18	1.43	1.35
27	7	610	CLA	C4D-ND	-3.18	1.33	1.37
27	U	604	CLA	C4D-ND	-3.18	1.33	1.37
27	A	808	CLA	C4D-ND	-3.18	1.33	1.37
27	5	616	CLA	C4D-ND	-3.18	1.33	1.37
27	8	606	CLA	C4D-ND	-3.18	1.33	1.37
27	A	819	CLA	C1D-ND	3.17	1.41	1.37
38	W	608	CHL	C3D-C2D	3.17	1.47	1.39
27	A	802	CLA	C4D-ND	-3.17	1.33	1.37
27	4	611	CLA	C4D-ND	-3.17	1.33	1.37
27	B	823	CLA	C1D-ND	3.17	1.41	1.37
27	7	612	CLA	C4D-ND	-3.17	1.33	1.37
27	2	614	CLA	C4D-ND	-3.17	1.33	1.37
27	A	854	CLA	C1D-ND	3.17	1.41	1.37
27	B	807	CLA	C1D-ND	3.17	1.41	1.37
27	W	613	CLA	C1D-ND	3.17	1.41	1.37

Continued on next page...

Continued from previous page...

Mol	Chain	Res	Type	Atoms	Z	Observed(Å)	Ideal(Å)
27	7	613	CLA	C4D-ND	-3.17	1.33	1.37
27	1	604	CLA	C4D-ND	-3.17	1.33	1.37
27	1	606	CLA	C4D-ND	-3.17	1.33	1.37
27	B	820	CLA	C1D-ND	3.16	1.41	1.37
27	6	613	CLA	C4D-ND	-3.16	1.33	1.37
27	9	609	CLA	C4D-ND	-3.16	1.33	1.37
27	A	811	CLA	C4D-ND	-3.16	1.33	1.37
27	6	601	CLA	C4D-ND	-3.16	1.33	1.37
27	a	602	CLA	C1D-ND	3.16	1.41	1.37
27	A	841	CLA	C4D-ND	-3.16	1.33	1.37
27	B	824	CLA	C4D-ND	-3.16	1.33	1.37
27	8	614	CLA	C4D-ND	-3.16	1.33	1.37
27	A	822	CLA	C1D-ND	3.16	1.41	1.37
27	A	837	CLA	C4D-ND	-3.15	1.33	1.37
27	B	814	CLA	C4D-ND	-3.15	1.33	1.37
27	F	303	CLA	C4D-ND	-3.15	1.33	1.37
27	3	613	CLA	C4D-ND	-3.15	1.33	1.37
38	U	606	CHL	OBD-CAD	3.15	1.27	1.22
27	B	814	CLA	C1D-ND	3.15	1.41	1.37
27	6	618	CLA	C4D-ND	-3.15	1.33	1.37
27	4	601	CLA	C4D-ND	-3.15	1.33	1.37
27	U	603	CLA	C4D-ND	-3.15	1.33	1.37
27	8	604	CLA	C4D-ND	-3.15	1.33	1.37
27	A	815	CLA	C1D-ND	3.15	1.41	1.37
27	F	301	CLA	C1D-ND	3.15	1.41	1.37
27	5	606	CLA	C4D-ND	-3.15	1.33	1.37
27	9	607	CLA	C4D-ND	-3.15	1.33	1.37
27	A	830	CLA	C1D-ND	3.15	1.41	1.37
27	2	616	CLA	C4D-ND	-3.15	1.33	1.37
27	5	611	CLA	C4D-ND	-3.15	1.33	1.37
27	8	613	CLA	C4D-ND	-3.15	1.33	1.37
27	a	607	CLA	C4D-ND	-3.14	1.33	1.37
27	Y	612	CLA	CHC-C1C	3.14	1.43	1.35
27	B	819	CLA	C4D-ND	-3.14	1.33	1.37
27	L	304	CLA	C4D-ND	-3.14	1.33	1.37
32	A	857	LMU	O5'-C1'	3.14	1.49	1.41
27	1	611	CLA	C4D-ND	-3.14	1.33	1.37
27	1	613	CLA	C4D-ND	-3.14	1.33	1.37
27	9	614	CLA	C4D-ND	-3.14	1.33	1.37
27	1	602	CLA	C1D-ND	3.14	1.41	1.37
27	2	602	CLA	C1D-ND	3.14	1.41	1.37
27	A	806	CLA	C4D-ND	-3.14	1.33	1.37

Continued on next page...

Continued from previous page...

Mol	Chain	Res	Type	Atoms	Z	Observed(Å)	Ideal(Å)
27	W	603	CLA	C4D-ND	-3.14	1.33	1.37
27	B	820	CLA	C4D-ND	-3.14	1.33	1.37
27	W	612	CLA	C4D-ND	-3.14	1.33	1.37
27	U	613	CLA	C1D-ND	3.14	1.41	1.37
27	4	604	CLA	C4D-ND	-3.14	1.33	1.37
27	A	807	CLA	C4D-ND	-3.14	1.33	1.37
27	a	616	CLA	C4D-ND	-3.14	1.33	1.37
27	2	602	CLA	C4D-ND	-3.13	1.33	1.37
27	B	803	CLA	C4D-ND	-3.13	1.33	1.37
27	V	614	CLA	C1D-ND	3.13	1.41	1.37
27	O	2001	CLA	C4D-ND	-3.13	1.33	1.37
27	V	604	CLA	CMB-C2B	-3.13	1.45	1.51
27	1	616	CLA	C4D-ND	-3.13	1.33	1.37
27	6	620	CLA	C4D-ND	-3.13	1.33	1.37
27	A	831	CLA	C1D-ND	3.13	1.41	1.37
32	5	629	LMU	O5'-C1'	3.13	1.49	1.41
27	3	608	CLA	C1D-ND	3.12	1.41	1.37
27	A	818	CLA	C4D-ND	-3.12	1.33	1.37
27	A	838	CLA	C4D-ND	-3.12	1.33	1.37
27	4	613	CLA	C4D-ND	-3.12	1.33	1.37
27	3	615	CLA	C4D-ND	-3.12	1.33	1.37
27	Z	613	CLA	C4D-ND	-3.12	1.33	1.37
27	3	614	CLA	C4D-ND	-3.12	1.33	1.37
27	7	602	CLA	C4D-ND	-3.12	1.33	1.37
27	K	204	CLA	C4D-ND	-3.12	1.33	1.37
27	6	609	CLA	C4D-ND	-3.12	1.33	1.37
27	A	813	CLA	C4D-ND	-3.12	1.33	1.37
27	B	841	CLA	C1D-ND	3.12	1.41	1.37
27	X	612	CLA	CHC-C1C	3.12	1.43	1.35
27	A	835	CLA	C4D-ND	-3.11	1.33	1.37
27	U	612	CLA	C4D-ND	-3.11	1.33	1.37
27	9	604	CLA	C4D-ND	-3.11	1.33	1.37
27	A	841	CLA	C1D-ND	3.11	1.41	1.37
27	2	610	CLA	C1D-ND	3.11	1.41	1.37
27	a	606	CLA	C4D-ND	-3.11	1.33	1.37
27	A	802	CLA	CHC-C1C	3.11	1.42	1.35
27	W	610	CLA	C4D-ND	-3.11	1.33	1.37
27	A	832	CLA	CMB-C2B	-3.11	1.45	1.51
27	Z	610	CLA	CHC-C1C	3.10	1.42	1.35
37	Y	1623	NEX	C7-C6	-3.10	1.27	1.30
27	5	614	CLA	C4D-ND	-3.10	1.33	1.37
27	A	836	CLA	C1D-ND	3.10	1.41	1.37

Continued on next page...

Continued from previous page...

Mol	Chain	Res	Type	Atoms	Z	Observed(Å)	Ideal(Å)
27	G	203	CLA	C4D-ND	-3.10	1.33	1.37
27	H	202	CLA	C4D-ND	-3.10	1.33	1.37
27	L	306	CLA	C4D-ND	-3.10	1.33	1.37
27	7	606	CLA	C4D-ND	-3.10	1.33	1.37
27	6	613	CLA	CHC-C1C	3.10	1.42	1.35
27	7	602	CLA	C1D-ND	3.10	1.41	1.37
27	O	2003	CLA	C4D-ND	-3.10	1.33	1.37
27	a	610	CLA	C4D-ND	-3.10	1.33	1.37
27	9	603	CLA	C4D-ND	-3.10	1.33	1.37
27	F	301	CLA	CHC-C1C	3.10	1.42	1.35
27	a	604	CLA	C4D-ND	-3.09	1.33	1.37
32	8	625	LMU	O5B-C1B	3.09	1.49	1.41
27	B	802	CLA	C4D-ND	-3.09	1.33	1.37
27	1	608	CLA	C4D-ND	-3.09	1.33	1.37
27	8	607	CLA	C4D-ND	-3.09	1.33	1.37
27	9	610	CLA	C4D-ND	-3.09	1.33	1.37
27	O	2002	CLA	C4D-ND	-3.09	1.33	1.37
27	5	607	CLA	CHC-C1C	3.09	1.42	1.35
27	2	610	CLA	C4D-ND	-3.09	1.33	1.37
27	6	611	CLA	C4D-ND	-3.09	1.33	1.37
27	Y	614	CLA	CHC-C1C	3.09	1.42	1.35
27	a	603	CLA	C4D-ND	-3.09	1.33	1.37
27	B	810	CLA	CHC-C1C	3.08	1.42	1.35
27	B	826	CLA	C4D-ND	-3.08	1.33	1.37
27	K	203	CLA	C4D-ND	-3.08	1.33	1.37
27	6	602	CLA	CHC-C1C	3.08	1.42	1.35
27	9	610	CLA	CHC-C1C	3.08	1.42	1.35
27	2	612	CLA	C4D-ND	-3.08	1.33	1.37
27	6	617	CLA	C4D-ND	-3.08	1.33	1.37
27	7	603	CLA	C4D-ND	-3.08	1.33	1.37
27	1	610	CLA	C4D-ND	-3.07	1.33	1.37
27	Z	614	CLA	CHC-C1C	3.07	1.42	1.35
27	3	607	CLA	C4D-ND	-3.07	1.33	1.37
27	4	618	CLA	C4D-ND	-3.07	1.33	1.37
27	1	614	CLA	CHC-C1C	3.07	1.42	1.35
27	B	810	CLA	C1D-ND	3.07	1.41	1.37
27	L	307	CLA	C4D-ND	-3.07	1.33	1.37
27	a	611	CLA	C4D-ND	-3.07	1.33	1.37
27	2	609	CLA	C4D-ND	-3.07	1.33	1.37
27	1	609	CLA	C4D-ND	-3.07	1.33	1.37
27	2	607	CLA	C4D-ND	-3.07	1.33	1.37
27	W	610	CLA	C3B-C2B	-3.06	1.36	1.40

Continued on next page...

Continued from previous page...

Mol	Chain	Res	Type	Atoms	Z	Observed(Å)	Ideal(Å)
27	A	834	CLA	C4D-ND	-3.06	1.33	1.37
27	Y	611	CLA	CHC-C1C	3.06	1.42	1.35
27	6	616	CLA	C4D-ND	-3.06	1.33	1.37
27	8	608	CLA	C4D-ND	-3.06	1.33	1.37
27	a	608	CLA	C4D-ND	-3.06	1.33	1.37
27	7	616	CLA	C4D-ND	-3.06	1.33	1.37
38	Z	609	CHL	C1D-C2D	3.06	1.51	1.45
27	B	835	CLA	C4D-ND	-3.06	1.33	1.37
27	G	203	CLA	CHC-C1C	3.06	1.42	1.35
27	6	614	CLA	C4D-ND	-3.06	1.33	1.37
27	F	303	CLA	CHC-C1C	3.06	1.42	1.35
27	8	616	CLA	CHC-C1C	3.06	1.42	1.35
27	X	614	CLA	CHC-C1C	3.06	1.42	1.35
27	A	817	CLA	C4D-ND	-3.05	1.33	1.37
27	3	612	CLA	C4D-ND	-3.05	1.33	1.37
27	8	610	CLA	C4D-ND	-3.05	1.33	1.37
27	5	608	CLA	CHC-C1C	3.05	1.42	1.35
27	a	609	CLA	C4D-ND	-3.05	1.33	1.37
38	V	609	CHL	C1D-C2D	3.05	1.51	1.45
27	8	613	CLA	CHC-C1C	3.05	1.42	1.35
27	J	101	CLA	CHC-C1C	3.05	1.42	1.35
27	6	610	CLA	CHC-C1C	3.05	1.42	1.35
27	2	610	CLA	CHC-C1C	3.05	1.42	1.35
27	5	602	CLA	C1D-ND	3.05	1.41	1.37
27	5	612	CLA	C4D-ND	-3.05	1.33	1.37
27	5	607	CLA	C4D-ND	-3.05	1.33	1.37
27	9	606	CLA	C4D-ND	-3.05	1.33	1.37
27	6	620	CLA	CHC-C1C	3.05	1.42	1.35
27	9	611	CLA	C4D-ND	-3.05	1.33	1.37
27	3	614	CLA	CHC-C1C	3.05	1.42	1.35
27	B	823	CLA	CHC-C1C	3.04	1.42	1.35
27	A	812	CLA	C4D-ND	-3.04	1.33	1.37
27	a	614	CLA	C4D-ND	-3.04	1.33	1.37
27	4	603	CLA	C4D-ND	-3.04	1.33	1.37
27	3	602	CLA	CHC-C1C	3.04	1.42	1.35
27	8	603	CLA	C4D-ND	-3.04	1.33	1.37
27	K	206	CLA	C4D-ND	-3.04	1.33	1.37
27	6	603	CLA	C4D-ND	-3.03	1.33	1.37
27	9	603	CLA	CMB-C2B	-3.03	1.45	1.51
27	B	821	CLA	CHC-C1C	3.03	1.42	1.35
27	3	610	CLA	CHC-C1C	3.03	1.42	1.35
27	5	604	CLA	C4D-ND	-3.03	1.33	1.37

Continued on next page...

Continued from previous page...

Mol	Chain	Res	Type	Atoms	Z	Observed(Å)	Ideal(Å)
27	6	606	CLA	C4D-ND	-3.03	1.33	1.37
27	4	610	CLA	C4D-ND	-3.03	1.33	1.37
27	6	607	CLA	CHC-C1C	3.02	1.42	1.35
27	3	617	CLA	C4D-ND	-3.02	1.33	1.37
27	9	601	CLA	C4D-ND	-3.02	1.33	1.37
27	Z	604	CLA	CHC-C1C	3.02	1.42	1.35
27	2	606	CLA	C4D-ND	-3.02	1.33	1.37
27	4	606	CLA	C4D-ND	-3.02	1.33	1.37
27	4	616	CLA	C4D-ND	-3.02	1.33	1.37
27	1	601	CLA	C4D-ND	-3.02	1.33	1.37
27	8	612	CLA	C4D-ND	-3.02	1.33	1.37
27	F	304	CLA	C4D-ND	-3.02	1.33	1.37
27	K	201	CLA	C4D-ND	-3.02	1.33	1.37
27	2	603	CLA	CMB-C2B	-3.02	1.45	1.51
27	6	604	CLA	C4D-ND	-3.02	1.33	1.37
27	A	831	CLA	CMB-C2B	-3.02	1.45	1.51
27	B	824	CLA	C1D-ND	3.02	1.41	1.37
27	B	840	CLA	C4D-ND	-3.02	1.33	1.37
27	1	603	CLA	C4D-ND	-3.02	1.33	1.37
27	2	604	CLA	CHC-C1C	3.01	1.42	1.35
27	K	203	CLA	CHC-C1C	3.01	1.42	1.35
27	X	604	CLA	CHC-C1C	3.01	1.42	1.35
27	W	610	CLA	CMB-C2B	-3.01	1.45	1.51
27	a	614	CLA	CHC-C1C	3.01	1.42	1.35
27	X	611	CLA	CHC-C1C	3.01	1.42	1.35
27	4	614	CLA	C4D-ND	-3.01	1.33	1.37
27	A	804	CLA	C4D-ND	-3.01	1.33	1.37
27	A	829	CLA	CHC-C1C	3.01	1.42	1.35
27	B	831	CLA	C4D-ND	-3.01	1.33	1.37
27	5	601	CLA	C4D-ND	-3.01	1.33	1.37
27	A	843	CLA	CHC-C1C	3.00	1.42	1.35
27	A	801	CLA	C4D-ND	-3.00	1.33	1.37
27	B	811	CLA	C4D-ND	-3.00	1.33	1.37
27	X	613	CLA	CHC-C1C	3.00	1.42	1.35
27	4	612	CLA	C4D-ND	-3.00	1.33	1.37
27	V	612	CLA	C1D-ND	3.00	1.41	1.37
27	7	602	CLA	CHC-C1C	3.00	1.42	1.35
27	a	612	CLA	C4D-ND	-3.00	1.33	1.37
27	B	804	CLA	C4D-ND	-3.00	1.33	1.37
27	V	612	CLA	CMB-C2B	-3.00	1.45	1.51
27	9	604	CLA	CHC-C1C	3.00	1.42	1.35
27	Y	613	CLA	CHC-C1C	3.00	1.42	1.35

Continued on next page...

Continued from previous page...

Mol	Chain	Res	Type	Atoms	Z	Observed(Å)	Ideal(Å)
27	1	614	CLA	C4D-ND	-3.00	1.33	1.37
27	Y	613	CLA	C4D-ND	-3.00	1.33	1.37
27	U	604	CLA	CMB-C2B	-3.00	1.45	1.51
27	1	612	CLA	C4D-ND	-2.99	1.33	1.37
27	6	618	CLA	CHC-C1C	2.99	1.42	1.35
27	9	611	CLA	CHC-C1C	2.99	1.42	1.35
27	A	828	CLA	CHC-C1C	2.99	1.42	1.35
27	A	807	CLA	CHC-C1C	2.99	1.42	1.35
27	a	601	CLA	C4D-ND	-2.99	1.33	1.37
27	3	611	CLA	C4D-ND	-2.99	1.33	1.37
27	7	614	CLA	CHC-C1C	2.99	1.42	1.35
27	2	602	CLA	CHC-C1C	2.99	1.42	1.35
38	W	609	CHL	C1D-C2D	2.99	1.51	1.45
27	2	607	CLA	CHC-C1C	2.99	1.42	1.35
27	4	614	CLA	CHC-C1C	2.98	1.42	1.35
27	Y	604	CLA	CHC-C1C	2.98	1.42	1.35
27	U	610	CLA	C3B-C2B	-2.98	1.36	1.40
27	B	829	CLA	CMB-C2B	-2.98	1.45	1.51
27	B	813	CLA	CHC-C1C	2.98	1.42	1.35
27	B	811	CLA	CAD-C3D	-2.98	1.45	1.50
38	Y	601	CHL	C1D-C2D	2.98	1.51	1.45
27	A	836	CLA	CMB-C2B	-2.98	1.45	1.51
27	6	611	CLA	CHC-C1C	2.98	1.42	1.35
27	B	809	CLA	CMB-C2B	-2.97	1.45	1.51
27	7	616	CLA	CHC-C1C	2.97	1.42	1.35
27	A	810	CLA	CHC-C1C	2.97	1.42	1.35
27	X	603	CLA	CHC-C1C	2.97	1.42	1.35
27	3	615	CLA	CMB-C2B	-2.97	1.45	1.51
27	B	826	CLA	CHC-C1C	2.97	1.42	1.35
27	8	616	CLA	C4D-ND	-2.97	1.33	1.37
27	5	617	CLA	CMB-C2B	-2.97	1.45	1.51
27	7	604	CLA	CHC-C1C	2.97	1.42	1.35
27	9	612	CLA	C4D-ND	-2.97	1.33	1.37
38	U	609	CHL	C1D-C2D	2.97	1.51	1.45
27	Z	602	CLA	C4D-ND	-2.97	1.33	1.37
38	X	601	CHL	C1D-C2D	2.97	1.51	1.45
27	2	609	CLA	CHC-C1C	2.97	1.42	1.35
38	W	601	CHL	C1D-C2D	2.97	1.51	1.45
27	G	204	CLA	C4D-ND	-2.97	1.33	1.37
27	8	611	CLA	CHC-C1C	2.97	1.42	1.35
27	U	610	CLA	C1D-ND	2.97	1.41	1.37
27	Z	612	CLA	CHC-C1C	2.97	1.42	1.35

Continued on next page...

Continued from previous page...

Mol	Chain	Res	Type	Atoms	Z	Observed(Å)	Ideal(Å)
27	6	607	CLA	C4D-ND	-2.97	1.33	1.37
27	1	601	CLA	CHC-C1C	2.96	1.42	1.35
27	H	203	CLA	C4D-ND	-2.96	1.33	1.37
27	B	811	CLA	CMB-C2B	-2.96	1.45	1.51
27	5	602	CLA	CHC-C1C	2.96	1.42	1.35
27	2	601	CLA	C4D-ND	-2.96	1.33	1.37
27	4	616	CLA	CHC-C1C	2.96	1.42	1.35
27	B	812	CLA	CHC-C1C	2.96	1.42	1.35
27	A	841	CLA	CHC-C1C	2.96	1.42	1.35
27	5	610	CLA	CHC-C1C	2.96	1.42	1.35
27	6	608	CLA	CHC-C1C	2.96	1.42	1.35
27	B	833	CLA	CHC-C1C	2.96	1.42	1.35
27	O	2003	CLA	CHC-C1C	2.96	1.42	1.35
27	6	616	CLA	CHC-C1C	2.96	1.42	1.35
38	U	601	CHL	C1D-C2D	2.96	1.51	1.45
27	2	601	CLA	CHC-C1C	2.96	1.42	1.35
27	Y	614	CLA	C4D-ND	-2.96	1.33	1.37
27	4	613	CLA	CHC-C1C	2.96	1.42	1.35
27	9	606	CLA	CHC-C1C	2.95	1.42	1.35
27	a	616	CLA	CHC-C1C	2.95	1.42	1.35
27	2	611	CLA	CHC-C1C	2.95	1.42	1.35
27	O	2001	CLA	CHC-C1C	2.95	1.42	1.35
27	Z	614	CLA	C4D-ND	-2.95	1.33	1.37
27	4	602	CLA	CHC-C1C	2.95	1.42	1.35
27	5	614	CLA	CHC-C1C	2.95	1.42	1.35
27	Y	603	CLA	CHC-C1C	2.95	1.42	1.35
27	W	604	CLA	CMB-C2B	-2.95	1.45	1.51
27	X	613	CLA	C4D-ND	-2.95	1.33	1.37
27	U	610	CLA	CMB-C2B	-2.95	1.45	1.51
27	Z	611	CLA	C4D-ND	-2.95	1.33	1.37
27	B	831	CLA	CHC-C1C	2.95	1.42	1.35
27	Z	613	CLA	CHC-C1C	2.95	1.42	1.35
27	B	830	CLA	CMB-C2B	-2.94	1.45	1.51
27	B	814	CLA	CHC-C1C	2.94	1.42	1.35
27	A	802	CLA	C1D-ND	2.94	1.41	1.37
27	8	610	CLA	CHC-C1C	2.94	1.42	1.35
27	8	614	CLA	CHC-C1C	2.94	1.42	1.35
27	9	602	CLA	CHC-C1C	2.94	1.42	1.35
27	F	304	CLA	CHC-C1C	2.94	1.42	1.35
27	2	616	CLA	CHC-C1C	2.94	1.42	1.35
38	Y	609	CHL	C1D-C2D	2.94	1.51	1.45
27	A	854	CLA	CHC-C1C	2.94	1.42	1.35

Continued on next page...

Continued from previous page...

Mol	Chain	Res	Type	Atoms	Z	Observed(Å)	Ideal(Å)
27	8	602	CLA	CHC-C1C	2.94	1.42	1.35
27	3	613	CLA	CHC-C1C	2.94	1.42	1.35
27	V	614	CLA	CMB-C2B	-2.94	1.45	1.51
27	4	611	CLA	CHC-C1C	2.94	1.42	1.35
27	5	610	CLA	C4D-ND	-2.93	1.33	1.37
27	A	823	CLA	CHC-C1C	2.93	1.42	1.35
38	X	609	CHL	C1D-C2D	2.93	1.51	1.45
27	7	611	CLA	CHC-C1C	2.93	1.42	1.35
27	4	612	CLA	CHC-C1C	2.93	1.42	1.35
27	B	819	CLA	CHC-C1C	2.93	1.42	1.35
27	a	601	CLA	CHC-C1C	2.93	1.42	1.35
27	3	612	CLA	CHC-C1C	2.93	1.42	1.35
27	8	608	CLA	CHC-C1C	2.93	1.42	1.35
27	Z	611	CLA	CHC-C1C	2.92	1.42	1.35
27	6	614	CLA	CHC-C1C	2.92	1.42	1.35
27	a	608	CLA	CHC-C1C	2.92	1.42	1.35
27	7	615	CLA	CHC-C1C	2.92	1.42	1.35
27	7	615	CLA	C4D-ND	-2.92	1.33	1.37
27	5	604	CLA	CHC-C1C	2.92	1.42	1.35
27	V	603	CLA	CMB-C2B	-2.92	1.45	1.51
27	8	607	CLA	CHC-C1C	2.92	1.42	1.35
27	1	616	CLA	CHC-C1C	2.92	1.42	1.35
27	4	618	CLA	CHC-C1C	2.92	1.42	1.35
38	Z	609	CHL	MG-NA	-2.92	1.99	2.06
27	2	614	CLA	CHC-C1C	2.92	1.42	1.35
27	Z	604	CLA	C4D-ND	-2.92	1.33	1.37
27	8	603	CLA	CHC-C1C	2.91	1.42	1.35
27	5	611	CLA	CHC-C1C	2.91	1.42	1.35
27	6	606	CLA	CHC-C1C	2.91	1.42	1.35
27	a	611	CLA	CHC-C1C	2.91	1.42	1.35
27	Y	602	CLA	C4D-ND	-2.91	1.33	1.37
27	B	805	CLA	CHC-C1C	2.91	1.42	1.35
27	1	610	CLA	CHC-C1C	2.91	1.42	1.35
27	B	817	CLA	CMB-C2B	-2.91	1.45	1.51
27	Z	612	CLA	C4D-ND	-2.91	1.33	1.37
27	a	602	CLA	CHC-C1C	2.91	1.42	1.35
27	4	606	CLA	CHC-C1C	2.91	1.42	1.35
27	3	607	CLA	CHC-C1C	2.90	1.42	1.35
27	1	602	CLA	CHC-C1C	2.90	1.42	1.35
27	B	835	CLA	CHC-C1C	2.90	1.42	1.35
27	B	820	CLA	CMB-C2B	-2.90	1.45	1.51
27	1	608	CLA	CHC-C1C	2.90	1.42	1.35

Continued on next page...

Continued from previous page...

Mol	Chain	Res	Type	Atoms	Z	Observed(Å)	Ideal(Å)
27	U	603	CLA	CMB-C2B	-2.90	1.45	1.51
27	A	817	CLA	CHC-C1C	2.90	1.42	1.35
27	B	806	CLA	CHC-C1C	2.90	1.42	1.35
27	6	617	CLA	CHC-C1C	2.90	1.42	1.35
27	O	2002	CLA	CHC-C1C	2.90	1.42	1.35
27	a	604	CLA	CHC-C1C	2.90	1.42	1.35
27	9	612	CLA	CHC-C1C	2.90	1.42	1.35
27	W	603	CLA	CMB-C2B	-2.90	1.45	1.51
27	B	817	CLA	CHC-C1C	2.90	1.42	1.35
27	K	204	CLA	CHC-C1C	2.90	1.42	1.35
27	W	610	CLA	CHC-C1C	2.90	1.42	1.35
27	B	816	CLA	CHC-C1C	2.90	1.42	1.35
27	3	609	CLA	CMB-C2B	-2.90	1.45	1.51
27	W	611	CLA	CHC-C1C	2.89	1.42	1.35
27	B	819	CLA	CMB-C2B	-2.89	1.45	1.51
27	Z	603	CLA	C4D-ND	-2.89	1.33	1.37
27	5	618	CLA	CHC-C1C	2.89	1.42	1.35
38	V	605	CHL	MG-NA	-2.89	1.99	2.06
27	U	614	CLA	CHC-C1C	2.89	1.42	1.35
27	5	619	CLA	CHC-C1C	2.89	1.42	1.35
27	a	610	CLA	CHC-C1C	2.89	1.42	1.35
38	X	608	CHL	C1D-C2D	2.89	1.51	1.45
27	5	603	CLA	CMB-C2B	-2.89	1.45	1.51
37	V	1623	NEX	C7-C8	-2.89	1.27	1.32
27	B	827	CLA	CHC-C1C	2.89	1.42	1.35
27	B	824	CLA	CHC-C1C	2.89	1.42	1.35
27	A	822	CLA	CMB-C2B	-2.89	1.45	1.51
27	3	608	CLA	C3B-C2B	-2.88	1.36	1.40
27	7	601	CLA	CHC-C1C	2.88	1.42	1.35
27	B	815	CLA	CMB-C2B	-2.88	1.45	1.51
27	3	609	CLA	C4D-ND	-2.88	1.33	1.37
27	5	613	CLA	CHC-C1C	2.88	1.42	1.35
27	8	606	CLA	CHC-C1C	2.88	1.42	1.35
27	6	612	CLA	C4D-ND	-2.88	1.33	1.37
27	A	822	CLA	CHC-C1C	2.88	1.42	1.35
27	4	610	CLA	CHC-C1C	2.88	1.42	1.35
27	1	604	CLA	CHC-C1C	2.88	1.42	1.35
27	4	608	CLA	CHC-C1C	2.88	1.42	1.35
27	V	602	CLA	CMB-C2B	-2.88	1.45	1.51
35	7	619	LUT	C22-C21	-2.88	1.51	1.54
27	9	614	CLA	CHC-C1C	2.87	1.42	1.35
27	5	606	CLA	CHC-C1C	2.87	1.42	1.35

Continued on next page...

Continued from previous page...

Mol	Chain	Res	Type	Atoms	Z	Observed(Å)	Ideal(Å)
27	A	830	CLA	CHC-C1C	2.87	1.42	1.35
27	4	603	CLA	CHC-C1C	2.87	1.42	1.35
27	B	820	CLA	CHC-C1C	2.87	1.42	1.35
27	5	601	CLA	CHC-C1C	2.87	1.42	1.35
27	7	610	CLA	CHC-C1C	2.87	1.42	1.35
27	1	613	CLA	CHC-C1C	2.87	1.42	1.35
27	9	609	CLA	CHC-C1C	2.87	1.42	1.35
27	1	611	CLA	CHC-C1C	2.87	1.42	1.35
27	9	601	CLA	CHC-C1C	2.87	1.42	1.35
27	A	818	CLA	CHC-C1C	2.87	1.42	1.35
27	A	837	CLA	CMB-C2B	-2.86	1.45	1.51
27	a	609	CLA	CHC-C1C	2.86	1.42	1.35
27	B	812	CLA	CMB-C2B	-2.86	1.45	1.51
27	U	611	CLA	CHC-C1C	2.86	1.42	1.35
27	1	611	CLA	CMB-C2B	-2.86	1.45	1.51
27	5	612	CLA	CHC-C1C	2.86	1.42	1.35
27	6	609	CLA	CHC-C1C	2.86	1.42	1.35
27	B	804	CLA	CHC-C1C	2.86	1.42	1.35
27	7	603	CLA	CHC-C1C	2.86	1.42	1.35
27	X	604	CLA	C4D-ND	-2.86	1.33	1.37
27	6	603	CLA	CHC-C1C	2.86	1.42	1.35
27	7	613	CLA	CHC-C1C	2.86	1.42	1.35
27	3	615	CLA	CHC-C1C	2.86	1.42	1.35
38	Z	601	CHL	C1D-C2D	2.86	1.51	1.45
27	5	609	CLA	CMB-C2B	-2.86	1.45	1.51
27	3	617	CLA	CHC-C1C	2.86	1.42	1.35
27	1	607	CLA	CHC-C1C	2.85	1.42	1.35
27	a	606	CLA	CHC-C1C	2.85	1.42	1.35
27	a	607	CLA	CHC-C1C	2.85	1.42	1.35
27	B	838	CLA	CHC-C1C	2.85	1.42	1.35
27	a	613	CLA	CHC-C1C	2.85	1.42	1.35
27	A	814	CLA	CHC-C1C	2.85	1.42	1.35
27	1	606	CLA	CHC-C1C	2.85	1.42	1.35
27	7	606	CLA	CHC-C1C	2.85	1.42	1.35
27	W	614	CLA	CHC-C1C	2.85	1.42	1.35
27	A	810	CLA	CMB-C2B	-2.85	1.45	1.51
27	W	602	CLA	C1D-ND	2.85	1.41	1.37
27	Z	610	CLA	C4D-ND	-2.85	1.33	1.37
27	B	836	CLA	CMB-C2B	-2.85	1.45	1.51
27	Y	604	CLA	C4D-ND	-2.85	1.33	1.37
27	B	832	CLA	CHC-C1C	2.85	1.42	1.35
27	B	803	CLA	CHC-C1C	2.85	1.42	1.35

Continued on next page...

Continued from previous page...

Mol	Chain	Res	Type	Atoms	Z	Observed(Å)	Ideal(Å)
27	L	303	CLA	CHC-C1C	2.85	1.42	1.35
27	A	808	CLA	CHC-C1C	2.85	1.42	1.35
27	B	837	CLA	CMB-C2B	-2.85	1.45	1.51
27	B	813	CLA	CMB-C2B	-2.84	1.45	1.51
27	X	602	CLA	C4D-ND	-2.84	1.33	1.37
27	2	612	CLA	CHC-C1C	2.84	1.42	1.35
37	Z	1623	NEX	C1-C6	-2.84	1.49	1.54
27	X	614	CLA	C4D-ND	-2.84	1.33	1.37
27	A	839	CLA	CMB-C2B	-2.84	1.45	1.51
27	a	611	CLA	CMB-C2B	-2.84	1.45	1.51
27	B	836	CLA	CHC-C1C	2.84	1.42	1.35
27	H	202	CLA	CHC-C1C	2.84	1.42	1.35
27	1	612	CLA	CHC-C1C	2.84	1.42	1.35
27	A	812	CLA	CHC-C1C	2.84	1.42	1.35
27	9	613	CLA	CHC-C1C	2.84	1.42	1.35
27	B	840	CLA	CMB-C2B	-2.84	1.45	1.51
27	4	609	CLA	CHC-C1C	2.84	1.42	1.35
27	1	609	CLA	CHC-C1C	2.84	1.42	1.35
27	A	805	CLA	CHC-C1C	2.84	1.42	1.35
27	L	307	CLA	CHC-C1C	2.84	1.42	1.35
38	W	607	CHL	MG-NA	-2.83	1.99	2.06
27	5	609	CLA	CHC-C1C	2.83	1.42	1.35
27	B	828	CLA	CMB-C2B	-2.83	1.45	1.51
27	A	811	CLA	CHC-C1C	2.83	1.42	1.35
27	U	610	CLA	CHC-C1C	2.83	1.42	1.35
27	B	818	CLA	CMB-C2B	-2.83	1.45	1.51
27	B	830	CLA	CHC-C1C	2.83	1.42	1.35
27	6	612	CLA	CHC-C1C	2.83	1.42	1.35
27	A	842	CLA	CMB-C2B	-2.83	1.45	1.51
27	B	817	CLA	C3B-C2B	-2.83	1.36	1.40
27	U	602	CLA	C1D-ND	2.83	1.41	1.37
27	L	306	CLA	CHC-C1C	2.83	1.42	1.35
27	A	813	CLA	CHC-C1C	2.83	1.42	1.35
27	a	612	CLA	CHC-C1C	2.83	1.42	1.35
27	8	603	CLA	CMB-C2B	-2.83	1.45	1.51
27	3	611	CLA	CHC-C1C	2.83	1.42	1.35
27	A	834	CLA	CHC-C1C	2.83	1.42	1.35
27	A	824	CLA	CHC-C1C	2.82	1.42	1.35
27	4	607	CLA	CHC-C1C	2.82	1.42	1.35
27	B	828	CLA	CHC-C1C	2.82	1.42	1.35
27	8	612	CLA	CHC-C1C	2.82	1.42	1.35
27	V	602	CLA	CHC-C1C	2.82	1.42	1.35

Continued on next page...

Continued from previous page...

Mol	Chain	Res	Type	Atoms	Z	Observed(Å)	Ideal(Å)
27	9	613	CLA	CMB-C2B	-2.82	1.45	1.51
38	Z	609	CHL	C3D-C2D	2.82	1.46	1.39
27	U	612	CLA	CMB-C2B	-2.82	1.45	1.51
27	K	206	CLA	CHC-C1C	2.82	1.42	1.35
27	4	604	CLA	CHC-C1C	2.82	1.42	1.35
27	Y	612	CLA	C4D-ND	-2.82	1.33	1.37
27	W	612	CLA	CMB-C2B	-2.82	1.45	1.51
27	6	601	CLA	CHC-C1C	2.82	1.42	1.35
27	A	801	CLA	CMB-C2B	-2.82	1.45	1.51
27	U	602	CLA	CMB-C2B	-2.82	1.45	1.51
27	a	603	CLA	CHC-C1C	2.81	1.42	1.35
27	5	616	CLA	CHC-C1C	2.81	1.42	1.35
35	V	1620	LUT	C22-C21	-2.81	1.51	1.54
27	W	602	CLA	CMB-C2B	-2.81	1.45	1.51
27	7	607	CLA	CHC-C1C	2.81	1.42	1.35
27	L	302	CLA	CMB-C2B	-2.81	1.45	1.51
27	A	832	CLA	CHC-C1C	2.81	1.42	1.35
27	7	612	CLA	CHC-C1C	2.81	1.42	1.35
27	V	614	CLA	CHC-C1C	2.81	1.42	1.35
27	G	204	CLA	CHC-C1C	2.81	1.42	1.35
38	Z	607	CHL	C1D-C2D	2.81	1.50	1.45
27	7	609	CLA	CHC-C1C	2.81	1.42	1.35
27	7	608	CLA	CHC-C1C	2.81	1.42	1.35
38	V	601	CHL	C1D-C2D	2.81	1.50	1.45
27	L	302	CLA	CHC-C1C	2.81	1.42	1.35
27	A	811	CLA	CMB-C2B	-2.81	1.45	1.51
27	L	304	CLA	CHC-C1C	2.81	1.42	1.35
38	V	609	CHL	C3D-C2D	2.80	1.46	1.39
38	V	606	CHL	OBD-CAD	2.80	1.27	1.22
27	A	843	CLA	CMB-C2B	-2.80	1.45	1.51
27	A	833	CLA	CHC-C1C	2.80	1.42	1.35
27	A	835	CLA	CMB-C2B	-2.80	1.45	1.51
27	B	807	CLA	CHC-C1C	2.80	1.42	1.35
27	2	609	CLA	CMB-C2B	-2.80	1.45	1.51
27	A	825	CLA	CMB-C2B	-2.80	1.45	1.51
38	X	607	CHL	C1D-C2D	2.80	1.50	1.45
27	A	816	CLA	CHC-C1C	2.80	1.42	1.35
27	3	608	CLA	CHC-C1C	2.80	1.42	1.35
27	F	301	CLA	CMB-C2B	-2.80	1.45	1.51
27	6	604	CLA	CHC-C1C	2.80	1.42	1.35
27	8	613	CLA	CMB-C2B	-2.79	1.45	1.51
27	A	838	CLA	CHC-C1C	2.79	1.42	1.35

Continued on next page...

Continued from previous page...

Mol	Chain	Res	Type	Atoms	Z	Observed(Å)	Ideal(Å)
27	A	815	CLA	CHC-C1C	2.79	1.42	1.35
27	1	603	CLA	CHC-C1C	2.79	1.42	1.35
38	U	606	CHL	MG-NA	-2.79	1.99	2.06
27	H	203	CLA	CHC-C1C	2.79	1.42	1.35
27	X	612	CLA	C4D-ND	-2.79	1.33	1.37
27	B	825	CLA	CHC-C1C	2.79	1.42	1.35
27	B	807	CLA	CMB-C2B	-2.79	1.45	1.51
27	V	610	CLA	CMB-C2B	-2.79	1.45	1.51
27	B	837	CLA	CHC-C1C	2.79	1.42	1.35
27	L	303	CLA	CMB-C2B	-2.79	1.45	1.51
27	A	826	CLA	CHC-C1C	2.78	1.42	1.35
27	2	606	CLA	CMB-C2B	-2.78	1.45	1.51
27	9	607	CLA	CMB-C2B	-2.78	1.45	1.51
27	V	614	CLA	CMD-C2D	-2.78	1.44	1.50
27	4	601	CLA	CHC-C1C	2.78	1.42	1.35
27	4	608	CLA	CMB-C2B	-2.78	1.45	1.51
37	U	1623	NEX	C7-C8	-2.78	1.27	1.32
27	B	834	CLA	CMB-C2B	-2.78	1.45	1.51
27	A	804	CLA	CHC-C1C	2.78	1.42	1.35
27	3	613	CLA	CMB-C2B	-2.78	1.45	1.51
27	Z	603	CLA	CHC-C1C	2.78	1.42	1.35
38	Y	607	CHL	MG-NA	-2.78	1.99	2.06
38	W	606	CHL	MG-NA	-2.78	1.99	2.06
38	W	609	CHL	C3D-C2D	2.78	1.46	1.39
27	U	613	CLA	CHC-C1C	2.78	1.42	1.35
27	B	822	CLA	CHC-C1C	2.77	1.42	1.35
27	B	830	CLA	C3B-C2B	-2.77	1.36	1.40
27	K	201	CLA	CHC-C1C	2.77	1.42	1.35
38	Y	609	CHL	C3D-C2D	2.77	1.46	1.39
27	B	808	CLA	CHC-C1C	2.77	1.42	1.35
27	A	819	CLA	CMB-C2B	-2.77	1.45	1.51
27	K	206	CLA	CMB-C2B	-2.77	1.45	1.51
27	3	606	CLA	CHC-C1C	2.77	1.42	1.35
27	7	608	CLA	CMB-C2B	-2.77	1.45	1.51
27	A	821	CLA	CHC-C1C	2.77	1.42	1.35
27	B	809	CLA	CHC-C1C	2.77	1.42	1.35
27	B	802	CLA	CMB-C2B	-2.77	1.45	1.51
27	A	845	CLA	CMB-C2B	-2.77	1.45	1.51
27	3	604	CLA	CHC-C1C	2.76	1.42	1.35
27	V	613	CLA	CHC-C1C	2.76	1.42	1.35
27	B	839	CLA	CMB-C2B	-2.76	1.45	1.51
27	7	614	CLA	CMB-C2B	-2.76	1.45	1.51

Continued on next page...

Continued from previous page...

Mol	Chain	Res	Type	Atoms	Z	Observed(Å)	Ideal(Å)
27	X	611	CLA	C4D-ND	-2.76	1.33	1.37
27	A	833	CLA	CMB-C2B	-2.76	1.45	1.51
27	A	806	CLA	CHC-C1C	2.76	1.42	1.35
27	7	609	CLA	CMB-C2B	-2.76	1.45	1.51
27	9	607	CLA	CHC-C1C	2.76	1.42	1.35
27	8	604	CLA	CHC-C1C	2.76	1.42	1.35
27	A	845	CLA	CHC-C1C	2.76	1.42	1.35
27	Y	603	CLA	C4D-ND	-2.76	1.33	1.37
27	5	619	CLA	C4D-ND	-2.76	1.33	1.37
27	A	820	CLA	CMB-C2B	-2.76	1.45	1.51
27	B	839	CLA	CHC-C1C	2.76	1.42	1.35
27	B	808	CLA	CMB-C2B	-2.75	1.45	1.51
27	A	825	CLA	CHC-C1C	2.75	1.42	1.35
27	2	606	CLA	CHC-C1C	2.75	1.42	1.35
27	8	609	CLA	CHC-C1C	2.75	1.42	1.35
27	V	613	CLA	CMB-C2B	-2.75	1.45	1.51
27	W	610	CLA	C1D-ND	2.75	1.41	1.37
38	X	609	CHL	C3D-C2D	2.75	1.46	1.39
27	Y	611	CLA	C4D-ND	-2.75	1.33	1.37
27	U	612	CLA	CHC-C1C	2.75	1.42	1.35
27	4	606	CLA	CMB-C2B	-2.75	1.45	1.51
27	B	821	CLA	CMB-C2B	-2.74	1.45	1.51
27	A	840	CLA	CMB-C2B	-2.74	1.45	1.51
27	A	827	CLA	CMB-C2B	-2.74	1.45	1.51
27	6	609	CLA	CMB-C2B	-2.74	1.45	1.51
27	B	823	CLA	CMB-C2B	-2.74	1.45	1.51
27	A	820	CLA	CHC-C1C	2.74	1.42	1.35
27	1	602	CLA	CMB-C2B	-2.74	1.45	1.51
27	5	604	CLA	CMB-C2B	-2.74	1.45	1.51
27	6	601	CLA	CMB-C2B	-2.74	1.45	1.51
27	A	832	CLA	C3B-C2B	-2.74	1.36	1.40
27	8	614	CLA	CMB-C2B	-2.74	1.45	1.51
27	A	812	CLA	CMB-C2B	-2.74	1.45	1.51
27	A	821	CLA	CMB-C2B	-2.74	1.45	1.51
27	B	810	CLA	CMB-C2B	-2.74	1.45	1.51
27	A	803	CLA	CMB-C2B	-2.74	1.46	1.51
27	A	807	CLA	CMB-C2B	-2.73	1.46	1.51
27	U	614	CLA	CMB-C2B	-2.73	1.46	1.51
27	A	839	CLA	CHC-C1C	2.73	1.42	1.35
27	A	826	CLA	CMB-C2B	-2.73	1.46	1.51
27	A	841	CLA	CMB-C2B	-2.73	1.46	1.51
27	A	837	CLA	CHC-C1C	2.73	1.42	1.35

Continued on next page...

Continued from previous page...

Mol	Chain	Res	Type	Atoms	Z	Observed(Å)	Ideal(Å)
27	A	823	CLA	CMB-C2B	-2.73	1.46	1.51
27	B	827	CLA	CMB-C2B	-2.73	1.46	1.51
27	X	610	CLA	C4D-ND	-2.73	1.33	1.37
27	W	602	CLA	CHC-C1C	2.73	1.42	1.35
38	V	609	CHL	MG-NA	-2.73	1.99	2.06
27	B	811	CLA	CHC-C1C	2.73	1.42	1.35
27	V	602	CLA	CMD-C2D	-2.73	1.45	1.50
27	8	612	CLA	CMB-C2B	-2.73	1.46	1.51
27	5	603	CLA	CHC-C1C	2.72	1.42	1.35
27	B	802	CLA	CHC-C1C	2.72	1.41	1.35
27	7	604	CLA	CMB-C2B	-2.72	1.46	1.51
27	6	603	CLA	CMB-C2B	-2.72	1.46	1.51
27	A	842	CLA	CHC-C1C	2.72	1.41	1.35
27	A	806	CLA	CMB-C2B	-2.72	1.46	1.51
27	B	805	CLA	CMB-C2B	-2.72	1.46	1.51
27	5	618	CLA	CMB-C2B	-2.72	1.46	1.51
27	B	818	CLA	CHC-C1C	2.72	1.41	1.35
27	3	603	CLA	CMB-C2B	-2.72	1.46	1.51
27	5	613	CLA	CMB-C2B	-2.72	1.46	1.51
27	B	840	CLA	CHC-C1C	2.72	1.41	1.35
27	V	610	CLA	CHC-C1C	2.72	1.41	1.35
27	W	612	CLA	CHC-C1C	2.72	1.41	1.35
27	A	827	CLA	CHC-C1C	2.72	1.41	1.35
27	3	606	CLA	CMB-C2B	-2.71	1.46	1.51
37	W	1623	NEX	C7-C8	-2.71	1.27	1.32
27	7	613	CLA	CMB-C2B	-2.71	1.46	1.51
27	W	614	CLA	CMB-C2B	-2.71	1.46	1.51
27	B	816	CLA	CMB-C2B	-2.71	1.46	1.51
27	7	612	CLA	CMB-C2B	-2.71	1.46	1.51
38	U	609	CHL	C3D-C2D	2.71	1.46	1.39
27	A	836	CLA	CHC-C1C	2.71	1.41	1.35
27	W	613	CLA	CHC-C1C	2.71	1.41	1.35
27	L	304	CLA	CMB-C2B	-2.71	1.46	1.51
27	A	803	CLA	CHC-C1C	2.71	1.41	1.35
27	A	834	CLA	CMB-C2B	-2.71	1.46	1.51
27	G	204	CLA	CMB-C2B	-2.71	1.46	1.51
27	8	609	CLA	CMB-C2B	-2.71	1.46	1.51
27	7	603	CLA	CMB-C2B	-2.71	1.46	1.51
27	A	809	CLA	CHC-C1C	2.70	1.41	1.35
27	A	816	CLA	CMB-C2B	-2.70	1.46	1.51
27	A	840	CLA	CHC-C1C	2.70	1.41	1.35
27	B	838	CLA	CMB-C2B	-2.70	1.46	1.51

Continued on next page...

Continued from previous page...

Mol	Chain	Res	Type	Atoms	Z	Observed(Å)	Ideal(Å)
27	9	607	CLA	C3B-C2B	-2.70	1.36	1.40
27	B	822	CLA	CMB-C2B	-2.70	1.46	1.51
27	9	606	CLA	CMB-C2B	-2.70	1.46	1.51
27	V	612	CLA	CHC-C1C	2.70	1.41	1.35
27	U	604	CLA	CHC-C1C	2.70	1.41	1.35
27	5	616	CLA	CMB-C2B	-2.70	1.46	1.51
27	B	804	CLA	CMB-C2B	-2.70	1.46	1.51
27	H	203	CLA	CMB-C2B	-2.70	1.46	1.51
38	Y	607	CHL	C1D-C2D	2.70	1.50	1.45
37	Y	1623	NEX	C7-C8	-2.70	1.27	1.32
27	A	807	CLA	C3B-C2B	-2.70	1.36	1.40
27	A	805	CLA	CMB-C2B	-2.70	1.46	1.51
27	V	611	CLA	CHC-C1C	2.69	1.41	1.35
27	X	603	CLA	C4D-ND	-2.69	1.34	1.37
27	B	824	CLA	CMB-C2B	-2.69	1.46	1.51
27	8	608	CLA	CMB-C2B	-2.69	1.46	1.51
27	U	602	CLA	CHC-C1C	2.69	1.41	1.35
38	W	607	CHL	C3D-C2D	2.69	1.46	1.39
27	B	806	CLA	CMB-C2B	-2.69	1.46	1.51
27	W	604	CLA	CHC-C1C	2.69	1.41	1.35
27	L	307	CLA	CMB-C2B	-2.69	1.46	1.51
27	A	830	CLA	CMB-C2B	-2.69	1.46	1.51
27	8	602	CLA	CMB-C2B	-2.69	1.46	1.51
27	U	603	CLA	C3B-C2B	-2.69	1.36	1.40
27	9	614	CLA	CMB-C2B	-2.69	1.46	1.51
27	6	613	CLA	CMB-C2B	-2.69	1.46	1.51
27	6	616	CLA	CMB-C2B	-2.69	1.46	1.51
27	A	815	CLA	CMB-C2B	-2.68	1.46	1.51
27	A	854	CLA	CMB-C2B	-2.68	1.46	1.51
35	U	1620	LUT	C22-C21	-2.68	1.51	1.54
27	a	602	CLA	CMB-C2B	-2.68	1.46	1.51
38	Y	609	CHL	MG-NA	-2.68	1.99	2.06
27	2	610	CLA	CMD-C2D	-2.68	1.45	1.50
27	B	828	CLA	CMD-C2D	-2.68	1.45	1.50
27	B	815	CLA	CHC-C1C	2.68	1.41	1.35
27	F	303	CLA	CMB-C2B	-2.68	1.46	1.51
27	3	611	CLA	CMB-C2B	-2.68	1.46	1.51
27	A	828	CLA	CMB-C2B	-2.67	1.46	1.51
27	W	602	CLA	CMD-C2D	-2.67	1.45	1.50
27	9	603	CLA	CHC-C1C	2.67	1.41	1.35
27	4	613	CLA	CMB-C2B	-2.67	1.46	1.51
27	K	203	CLA	CMB-C2B	-2.67	1.46	1.51

Continued on next page...

Continued from previous page...

Mol	Chain	Res	Type	Atoms	Z	Observed(Å)	Ideal(Å)
27	A	813	CLA	CMB-C2B	-2.67	1.46	1.51
27	2	612	CLA	CMB-C2B	-2.67	1.46	1.51
27	A	831	CLA	CHC-C1C	2.67	1.41	1.35
38	X	608	CHL	C3D-C2D	2.67	1.46	1.39
27	X	603	CLA	CMB-C2B	-2.67	1.46	1.51
27	8	601	CLA	CHC-C1C	2.67	1.41	1.35
27	a	601	CLA	CMB-C2B	-2.67	1.46	1.51
27	W	603	CLA	C3B-C2B	-2.67	1.36	1.40
27	4	604	CLA	CMB-C2B	-2.67	1.46	1.51
27	a	613	CLA	CMB-C2B	-2.67	1.46	1.51
38	X	608	CHL	MG-NA	-2.67	1.99	2.06
27	A	819	CLA	CHC-C1C	2.66	1.41	1.35
38	V	608	CHL	MG-NA	-2.66	1.99	2.06
27	6	611	CLA	CMB-C2B	-2.66	1.46	1.51
27	7	606	CLA	CMB-C2B	-2.66	1.46	1.51
27	1	601	CLA	CMB-C2B	-2.66	1.46	1.51
27	W	613	CLA	CMB-C2B	-2.66	1.46	1.51
27	B	823	CLA	C3B-C2B	-2.66	1.36	1.40
27	V	611	CLA	CMB-C2B	-2.66	1.46	1.51
38	U	605	CHL	MG-NA	-2.66	2.00	2.06
38	Z	601	CHL	C3D-C2D	2.66	1.46	1.39
35	5	620	LUT	C22-C21	-2.66	1.51	1.54
27	4	614	CLA	CMB-C2B	-2.66	1.46	1.51
27	1	604	CLA	CMB-C2B	-2.66	1.46	1.51
27	1	613	CLA	CMB-C2B	-2.66	1.46	1.51
27	9	604	CLA	CMB-C2B	-2.66	1.46	1.51
27	1	609	CLA	CMB-C2B	-2.65	1.46	1.51
27	2	607	CLA	CMB-C2B	-2.65	1.46	1.51
27	B	833	CLA	CMB-C2B	-2.65	1.46	1.51
27	U	602	CLA	CMD-C2D	-2.65	1.45	1.50
37	X	1623	NEX	C7-C8	-2.65	1.27	1.32
27	5	602	CLA	CMB-C2B	-2.65	1.46	1.51
27	5	606	CLA	CMB-C2B	-2.65	1.46	1.51
27	A	817	CLA	CMB-C2B	-2.65	1.46	1.51
27	V	603	CLA	CHC-C1C	2.65	1.41	1.35
27	4	611	CLA	CMB-C2B	-2.64	1.46	1.51
27	5	608	CLA	CMB-C2B	-2.64	1.46	1.51
27	A	801	CLA	CHC-C1C	2.64	1.41	1.35
27	A	835	CLA	CHC-C1C	2.64	1.41	1.35
27	2	613	CLA	CHC-C1C	2.64	1.41	1.35
27	V	604	CLA	CHC-C1C	2.64	1.41	1.35
27	6	608	CLA	CMB-C2B	-2.64	1.46	1.51

Continued on next page...

Continued from previous page...

Mol	Chain	Res	Type	Atoms	Z	Observed(Å)	Ideal(Å)
27	U	613	CLA	CMB-C2B	-2.64	1.46	1.51
27	6	614	CLA	CMD-C2D	-2.64	1.45	1.50
27	a	608	CLA	CMB-C2B	-2.64	1.46	1.51
27	3	604	CLA	CMB-C2B	-2.64	1.46	1.51
27	4	603	CLA	CMB-C2B	-2.64	1.46	1.51
38	Y	607	CHL	C3D-C2D	2.64	1.46	1.39
38	W	605	CHL	MG-NA	-2.64	2.00	2.06
38	X	606	CHL	C4B-CHC	2.64	1.48	1.41
35	W	1621	LUT	C22-C21	-2.64	1.51	1.54
27	A	840	CLA	CMD-C2D	-2.64	1.45	1.50
27	L	303	CLA	C3B-C2B	-2.64	1.36	1.40
27	O	2001	CLA	CMB-C2B	-2.63	1.46	1.51
27	6	610	CLA	CMB-C2B	-2.63	1.46	1.51
27	V	610	CLA	CMD-C2D	-2.63	1.45	1.50
27	3	603	CLA	CHC-C1C	2.63	1.41	1.35
27	A	824	CLA	CMB-C2B	-2.63	1.46	1.51
27	5	601	CLA	CMB-C2B	-2.63	1.46	1.51
27	A	804	CLA	CMB-C2B	-2.63	1.46	1.51
27	B	808	CLA	C3B-C2B	-2.63	1.36	1.40
27	B	835	CLA	CMB-C2B	-2.63	1.46	1.51
27	B	834	CLA	CHC-C1C	2.63	1.41	1.35
38	W	607	CHL	C1D-C2D	2.63	1.50	1.45
27	a	604	CLA	CMB-C2B	-2.63	1.46	1.51
27	U	603	CLA	CHC-C1C	2.63	1.41	1.35
27	W	603	CLA	CHC-C1C	2.63	1.41	1.35
27	Y	610	CLA	C4D-ND	-2.63	1.34	1.37
27	A	814	CLA	CMB-C2B	-2.63	1.46	1.51
27	9	611	CLA	CMB-C2B	-2.63	1.46	1.51
35	V	1621	LUT	C22-C21	-2.63	1.51	1.54
38	W	608	CHL	MG-NA	-2.63	2.00	2.06
38	U	609	CHL	MG-NA	-2.62	2.00	2.06
27	2	602	CLA	CMB-C2B	-2.62	1.46	1.51
38	X	607	CHL	MG-NA	-2.62	2.00	2.06
27	2	613	CLA	CMB-C2B	-2.62	1.46	1.51
38	Z	607	CHL	C3D-C2D	2.62	1.46	1.39
27	U	611	CLA	CMB-C2B	-2.62	1.46	1.51
27	O	2002	CLA	CMB-C2B	-2.62	1.46	1.51
38	X	601	CHL	C3D-C2D	2.62	1.46	1.39
27	7	607	CLA	CMB-C2B	-2.62	1.46	1.51
35	W	1620	LUT	C22-C21	-2.62	1.51	1.54
27	V	604	CLA	C3B-C2B	-2.62	1.36	1.40
27	F	301	CLA	CMD-C2D	-2.62	1.45	1.50

Continued on next page...

Continued from previous page...

Mol	Chain	Res	Type	Atoms	Z	Observed(Å)	Ideal(Å)
27	1	606	CLA	CMB-C2B	-2.62	1.46	1.51
27	O	2003	CLA	CMB-C2B	-2.62	1.46	1.51
38	Z	606	CHL	C4C-C3C	2.62	1.49	1.45
27	J	101	CLA	CMB-C2B	-2.62	1.46	1.51
27	4	601	CLA	CMB-C2B	-2.61	1.46	1.51
27	7	610	CLA	CMB-C2B	-2.61	1.46	1.51
27	L	306	CLA	CMB-C2B	-2.61	1.46	1.51
27	4	618	CLA	CMB-C2B	-2.61	1.46	1.51
27	Y	603	CLA	CMB-C2B	-2.61	1.46	1.51
27	A	835	CLA	C3B-C2B	-2.61	1.36	1.40
27	1	608	CLA	CMB-C2B	-2.61	1.46	1.51
27	7	602	CLA	CMB-C2B	-2.61	1.46	1.51
38	Y	606	CHL	C4B-CHC	2.61	1.48	1.41
27	a	614	CLA	CMB-C2B	-2.61	1.46	1.51
27	9	610	CLA	CMB-C2B	-2.61	1.46	1.51
27	V	602	CLA	C1D-ND	2.61	1.41	1.37
38	U	608	CHL	MG-NA	-2.61	2.00	2.06
27	B	826	CLA	CMB-C2B	-2.60	1.46	1.51
27	3	607	CLA	CMB-C2B	-2.60	1.46	1.51
27	6	614	CLA	CMB-C2B	-2.60	1.46	1.51
38	X	609	CHL	MG-NA	-2.60	2.00	2.06
27	6	617	CLA	CMB-C2B	-2.60	1.46	1.51
27	6	604	CLA	CMB-C2B	-2.60	1.46	1.51
27	a	606	CLA	CMB-C2B	-2.60	1.46	1.51
27	A	808	CLA	CMB-C2B	-2.60	1.46	1.51
27	3	614	CLA	CMB-C2B	-2.60	1.46	1.51
27	9	601	CLA	CMB-C2B	-2.60	1.46	1.51
27	3	609	CLA	CHC-C1C	2.59	1.41	1.35
27	K	204	CLA	CMB-C2B	-2.59	1.46	1.51
27	3	617	CLA	CMB-C2B	-2.59	1.46	1.51
27	6	612	CLA	CMB-C2B	-2.59	1.46	1.51
27	1	603	CLA	CMB-C2B	-2.59	1.46	1.51
38	W	609	CHL	MG-NA	-2.59	2.00	2.06
27	4	610	CLA	CMB-C2B	-2.59	1.46	1.51
27	K	201	CLA	CMB-C2B	-2.59	1.46	1.51
27	1	614	CLA	CMB-C2B	-2.59	1.46	1.51
38	V	601	CHL	C3D-C2D	2.59	1.46	1.39
27	B	812	CLA	C3B-C2B	-2.59	1.36	1.40
27	a	616	CLA	CMB-C2B	-2.59	1.46	1.51
27	B	832	CLA	CMB-C2B	-2.59	1.46	1.51
27	7	615	CLA	CMB-C2B	-2.58	1.46	1.51
27	A	838	CLA	CMB-C2B	-2.58	1.46	1.51

Continued on next page...

Continued from previous page...

Mol	Chain	Res	Type	Atoms	Z	Observed(Å)	Ideal(Å)
27	A	843	CLA	C3B-C2B	-2.58	1.36	1.40
27	V	602	CLA	C3B-C2B	-2.58	1.36	1.40
27	a	603	CLA	CMB-C2B	-2.58	1.46	1.51
38	W	601	CHL	C3D-C2D	2.58	1.46	1.39
27	A	842	CLA	CMC-C2C	-2.58	1.45	1.50
38	X	607	CHL	C3D-C2D	2.58	1.46	1.39
27	W	611	CLA	CMB-C2B	-2.58	1.46	1.51
27	U	603	CLA	CMD-C2D	-2.58	1.45	1.50
38	V	607	CHL	MG-NA	-2.58	2.00	2.06
27	W	602	CLA	C3B-C2B	-2.58	1.36	1.40
27	9	609	CLA	CMB-C2B	-2.58	1.46	1.51
27	U	610	CLA	CMD-C2D	-2.58	1.45	1.50
35	3	618	LUT	C22-C21	-2.58	1.51	1.54
27	7	614	CLA	C3B-C2B	-2.58	1.36	1.40
27	W	603	CLA	CMD-C2D	-2.58	1.45	1.50
38	U	601	CHL	C3D-C2D	2.57	1.46	1.39
27	a	609	CLA	CMB-C2B	-2.57	1.46	1.51
27	2	603	CLA	CHC-C1C	2.57	1.41	1.35
27	8	611	CLA	CMB-C2B	-2.57	1.46	1.51
27	2	616	CLA	CMB-C2B	-2.57	1.46	1.51
27	4	607	CLA	CMB-C2B	-2.57	1.46	1.51
27	6	606	CLA	CMB-C2B	-2.57	1.46	1.51
27	4	616	CLA	CMB-C2B	-2.57	1.46	1.51
27	W	612	CLA	C3B-C2B	-2.57	1.36	1.40
27	B	814	CLA	CMB-C2B	-2.57	1.46	1.51
27	B	817	CLA	C3B-CAB	-2.57	1.42	1.47
35	1	617	LUT	C22-C21	-2.57	1.51	1.54
27	A	809	CLA	CMB-C2B	-2.57	1.46	1.51
38	Y	605	CHL	C4D-CHA	2.56	1.47	1.38
27	4	602	CLA	CMB-C2B	-2.56	1.46	1.51
27	8	607	CLA	CMB-C2B	-2.56	1.46	1.51
27	2	614	CLA	CMB-C2B	-2.56	1.46	1.51
27	B	803	CLA	CMB-C2B	-2.56	1.46	1.51
27	7	611	CLA	CMB-C2B	-2.56	1.46	1.51
27	8	610	CLA	CMB-C2B	-2.56	1.46	1.51
38	Y	601	CHL	C3D-C2D	2.56	1.46	1.39
27	W	613	CLA	CMC-C2C	-2.55	1.45	1.50
27	V	610	CLA	C3B-C2B	-2.55	1.36	1.40
38	X	606	CHL	MG-NA	-2.55	2.00	2.06
38	Y	606	CHL	MG-NA	-2.55	2.00	2.06
27	A	826	CLA	CMD-C2D	-2.55	1.45	1.50
27	H	202	CLA	CMB-C2B	-2.54	1.46	1.51

Continued on next page...

Continued from previous page...

Mol	Chain	Res	Type	Atoms	Z	Observed(Å)	Ideal(Å)
27	8	601	CLA	CMB-C2B	-2.54	1.46	1.51
27	A	854	CLA	C3B-C2B	-2.54	1.36	1.40
27	B	825	CLA	CMB-C2B	-2.54	1.46	1.51
27	2	604	CLA	CMB-C2B	-2.54	1.46	1.51
27	8	604	CLA	CMB-C2B	-2.54	1.46	1.51
27	3	602	CLA	CMB-C2B	-2.54	1.46	1.51
27	4	609	CLA	CMB-C2B	-2.54	1.46	1.51
27	9	602	CLA	CMB-C2B	-2.54	1.46	1.51
27	A	804	CLA	CMD-C2D	-2.54	1.45	1.50
27	5	612	CLA	CMB-C2B	-2.54	1.46	1.51
35	U	1621	LUT	C22-C21	-2.54	1.51	1.54
27	V	613	CLA	CMD-C2D	-2.53	1.45	1.50
27	8	610	CLA	CMD-C2D	-2.53	1.45	1.50
27	8	606	CLA	CMB-C2B	-2.53	1.46	1.51
27	B	831	CLA	CMB-C2B	-2.53	1.46	1.51
27	2	603	CLA	CMD-C2D	-2.53	1.45	1.50
27	U	604	CLA	C3B-C2B	-2.53	1.36	1.40
27	1	616	CLA	CMB-C2B	-2.53	1.46	1.51
27	1	610	CLA	CMB-C2B	-2.53	1.46	1.51
28	A	844	PQN	C5-C4	2.53	1.53	1.48
27	1	612	CLA	CMB-C2B	-2.53	1.46	1.51
38	X	605	CHL	C4D-CHA	2.53	1.47	1.38
27	A	832	CLA	CMD-C2D	-2.53	1.45	1.50
27	3	613	CLA	C3B-C2B	-2.53	1.36	1.40
27	A	829	CLA	CMB-C2B	-2.53	1.46	1.51
27	U	614	CLA	CMD-C2D	-2.53	1.45	1.50
27	4	612	CLA	CMB-C2B	-2.53	1.46	1.51
32	A	858	LMU	C3B-C2B	-2.53	1.48	1.52
27	a	607	CLA	CMB-C2B	-2.53	1.46	1.51
27	V	612	CLA	C3B-C2B	-2.52	1.36	1.40
27	A	836	CLA	C3B-C2B	-2.52	1.36	1.40
27	6	618	CLA	CMB-C2B	-2.52	1.46	1.51
27	a	610	CLA	CMB-C2B	-2.52	1.46	1.51
27	A	830	CLA	CMD-C2D	-2.52	1.45	1.50
27	B	841	CLA	CMB-C2B	-2.52	1.46	1.51
38	X	605	CHL	C4C-C3C	2.52	1.49	1.45
28	A	844	PQN	C10-C1	2.52	1.53	1.48
35	a	617	LUT	C22-C21	-2.52	1.51	1.54
27	2	611	CLA	CMB-C2B	-2.52	1.46	1.51
27	8	613	CLA	C3B-C2B	-2.52	1.36	1.40
27	a	612	CLA	CMB-C2B	-2.51	1.46	1.51
27	V	614	CLA	C3B-C2B	-2.51	1.36	1.40

Continued on next page...

Continued from previous page...

Mol	Chain	Res	Type	Atoms	Z	Observed(Å)	Ideal(Å)
38	Z	605	CHL	C4C-C3C	2.51	1.49	1.45
27	5	610	CLA	CMB-C2B	-2.51	1.46	1.51
27	5	611	CLA	CMB-C2B	-2.51	1.46	1.51
27	6	602	CLA	CMB-C2B	-2.51	1.46	1.51
27	F	304	CLA	CMB-C2B	-2.51	1.46	1.51
27	U	613	CLA	CMC-C2C	-2.51	1.45	1.50
27	2	610	CLA	CMB-C2B	-2.51	1.46	1.51
27	7	601	CLA	CMB-C2B	-2.51	1.46	1.51
27	W	610	CLA	CMD-C2D	-2.51	1.45	1.50
27	V	613	CLA	C3B-C2B	-2.51	1.36	1.40
27	7	602	CLA	CMD-C2D	-2.51	1.45	1.50
27	6	607	CLA	CMB-C2B	-2.50	1.46	1.51
27	5	607	CLA	CMB-C2B	-2.50	1.46	1.51
27	B	837	CLA	C3B-C2B	-2.50	1.36	1.40
38	Z	606	CHL	MG-NA	-2.50	2.00	2.06
38	Y	608	CHL	C4B-CHC	2.50	1.47	1.41
27	3	610	CLA	CMB-C2B	-2.50	1.46	1.51
27	A	802	CLA	CMB-C2B	-2.50	1.46	1.51
27	B	814	CLA	CMD-C2D	-2.50	1.45	1.50
27	5	619	CLA	CMB-C2B	-2.50	1.46	1.51
27	V	603	CLA	CMD-C2D	-2.49	1.45	1.50
27	Y	604	CLA	CMB-C2B	-2.49	1.46	1.51
27	3	612	CLA	CMB-C2B	-2.49	1.46	1.51
27	G	203	CLA	CMB-C2B	-2.49	1.46	1.51
27	7	616	CLA	CMB-C2B	-2.49	1.46	1.51
27	5	602	CLA	CMD-C2D	-2.49	1.45	1.50
27	V	610	CLA	CMC-C2C	-2.49	1.45	1.50
27	5	617	CLA	CHC-C1C	2.49	1.41	1.35
27	B	807	CLA	CMD-C2D	-2.49	1.45	1.50
38	V	601	CHL	MG-NA	-2.49	2.00	2.06
27	9	612	CLA	CMB-C2B	-2.49	1.46	1.51
27	4	606	CLA	C3B-C2B	-2.48	1.36	1.40
27	W	604	CLA	C3B-C2B	-2.48	1.36	1.40
27	W	614	CLA	CMD-C2D	-2.48	1.45	1.50
38	Y	605	CHL	C4C-C3C	2.48	1.49	1.45
27	A	810	CLA	CMD-C2D	-2.48	1.45	1.50
27	A	819	CLA	CMD-C2D	-2.48	1.45	1.50
27	Y	610	CLA	CMB-C2B	-2.48	1.46	1.51
27	A	801	CLA	CMD-C2D	-2.47	1.45	1.50
27	6	620	CLA	CMB-C2B	-2.47	1.46	1.51
27	V	602	CLA	CMC-C2C	-2.47	1.45	1.50
27	6	608	CLA	C3B-C2B	-2.47	1.36	1.40

Continued on next page...

Continued from previous page...

Mol	Chain	Res	Type	Atoms	Z	Observed(Å)	Ideal(Å)
38	Z	609	CHL	C1B-CHB	2.47	1.47	1.41
27	3	610	CLA	CMD-C2D	-2.47	1.45	1.50
27	3	608	CLA	CMD-C2D	-2.47	1.45	1.50
27	7	616	CLA	CMD-C2D	-2.47	1.45	1.50
27	8	601	CLA	CMD-C2D	-2.47	1.45	1.50
27	U	602	CLA	C3B-C2B	-2.47	1.36	1.40
27	X	612	CLA	CMB-C2B	-2.47	1.46	1.51
27	B	829	CLA	CHC-C1C	2.46	1.41	1.35
27	2	603	CLA	C3B-C2B	-2.46	1.36	1.40
38	Z	608	CHL	C4C-C3C	2.46	1.49	1.45
27	V	611	CLA	C3B-C2B	-2.46	1.37	1.40
27	B	818	CLA	C3B-C2B	-2.46	1.37	1.40
27	A	814	CLA	CMC-C2C	-2.46	1.45	1.50
27	A	823	CLA	C3B-C2B	-2.46	1.37	1.40
27	B	824	CLA	CMD-C2D	-2.46	1.45	1.50
27	8	616	CLA	CMB-C2B	-2.46	1.46	1.51
27	Y	613	CLA	CMB-C2B	-2.46	1.46	1.51
27	X	613	CLA	CMB-C2B	-2.45	1.46	1.51
27	A	831	CLA	C3B-C2B	-2.45	1.37	1.40
27	6	613	CLA	C3B-C2B	-2.45	1.37	1.40
38	V	608	CHL	C1B-NB	-2.45	1.33	1.35
38	Z	605	CHL	MG-NA	-2.45	2.00	2.06
27	5	614	CLA	CMB-C2B	-2.45	1.46	1.51
27	5	607	CLA	C3B-C2B	-2.45	1.37	1.40
27	X	604	CLA	CMB-C2B	-2.45	1.46	1.51
27	A	839	CLA	C3B-C2B	-2.45	1.37	1.40
27	6	610	CLA	C3B-C2B	-2.45	1.37	1.40
27	A	818	CLA	CMB-C2B	-2.45	1.46	1.51
38	Y	608	CHL	C4D-CHA	2.44	1.47	1.38
27	6	610	CLA	CMD-C2D	-2.44	1.45	1.50
27	5	606	CLA	C3B-C2B	-2.44	1.37	1.40
27	B	840	CLA	C3B-C2B	-2.44	1.37	1.40
38	Z	605	CHL	C4D-CHA	2.44	1.47	1.38
27	H	203	CLA	CMD-C2D	-2.44	1.45	1.50
27	A	830	CLA	C3B-CAB	-2.44	1.43	1.47
38	Z	608	CHL	C4D-CHA	2.44	1.47	1.38
38	Z	607	CHL	MG-NA	-2.44	2.00	2.06
27	1	607	CLA	CMB-C2B	-2.44	1.46	1.51
27	B	836	CLA	CMD-C2D	-2.43	1.45	1.50
27	U	612	CLA	C3B-C2B	-2.43	1.37	1.40
27	Y	612	CLA	CMB-C2B	-2.43	1.46	1.51
27	A	815	CLA	CMC-C2C	-2.43	1.45	1.50

Continued on next page...

Continued from previous page...

Mol	Chain	Res	Type	Atoms	Z	Observed(Å)	Ideal(Å)
27	X	610	CLA	CMB-C2B	-2.43	1.46	1.51
27	Y	614	CLA	CMB-C2B	-2.43	1.46	1.51
27	V	611	CLA	CMD-C2D	-2.43	1.45	1.50
27	X	611	CLA	CMB-C2B	-2.43	1.46	1.51
27	A	802	CLA	CMD-C2D	-2.43	1.45	1.50
38	Z	606	CHL	C4D-CHA	2.43	1.47	1.38
38	V	606	CHL	C4B-CHC	2.43	1.47	1.41
38	U	608	CHL	C1B-NB	-2.42	1.33	1.35
38	Z	609	CHL	C4C-C3C	2.42	1.49	1.45
27	A	842	CLA	CMD-C2D	-2.42	1.45	1.50
27	V	611	CLA	CMC-C2C	-2.42	1.45	1.50
27	7	601	CLA	CMD-C2D	-2.42	1.45	1.50
38	U	607	CHL	C4D-CHA	2.42	1.47	1.38
30	A	850	BCR	C30-C25	-2.42	1.50	1.53
27	B	809	CLA	C3B-C2B	-2.42	1.37	1.40
27	X	614	CLA	CMB-C2B	-2.42	1.46	1.51
27	A	816	CLA	CMD-C2D	-2.41	1.45	1.50
27	A	836	CLA	CMD-C2D	-2.41	1.45	1.50
27	7	603	CLA	CMD-C2D	-2.41	1.45	1.50
27	U	602	CLA	CMC-C2C	-2.41	1.45	1.50
27	A	829	CLA	CMD-C2D	-2.41	1.45	1.50
27	W	610	CLA	C3B-CAB	-2.41	1.43	1.47
27	8	614	CLA	CMD-C2D	-2.41	1.45	1.50
27	A	822	CLA	CMD-C2D	-2.41	1.45	1.50
27	B	827	CLA	CMD-C2D	-2.41	1.45	1.50
27	B	835	CLA	CMD-C2D	-2.41	1.45	1.50
27	3	603	CLA	CMD-C2D	-2.41	1.45	1.50
27	5	609	CLA	C3B-C2B	-2.40	1.37	1.40
35	2	619	LUT	C22-C21	-2.40	1.51	1.54
27	2	601	CLA	CMB-C2B	-2.40	1.46	1.51
27	B	820	CLA	CMD-C2D	-2.40	1.45	1.50
27	A	835	CLA	CMD-C2D	-2.40	1.45	1.50
27	A	833	CLA	CMD-C2D	-2.40	1.45	1.50
27	B	807	CLA	C3B-C2B	-2.40	1.37	1.40
38	Z	605	CHL	C4B-CHC	2.40	1.47	1.41
27	7	612	CLA	CMD-C2D	-2.40	1.45	1.50
35	V	1621	LUT	C1-C6	-2.40	1.50	1.53
27	6	620	CLA	CMD-C2D	-2.40	1.45	1.50
27	H	202	CLA	C3B-C2B	-2.40	1.37	1.40
27	B	802	CLA	CMD-C2D	-2.40	1.45	1.50
27	Z	613	CLA	CMB-C2B	-2.40	1.46	1.51
38	Z	601	CHL	MG-NA	-2.40	2.00	2.06

Continued on next page...

Continued from previous page...

Mol	Chain	Res	Type	Atoms	Z	Observed(Å)	Ideal(Å)
27	A	828	CLA	CMD-C2D	-2.40	1.45	1.50
27	B	833	CLA	C3B-C2B	-2.40	1.37	1.40
27	B	841	CLA	CMD-C2D	-2.39	1.45	1.50
27	4	602	CLA	CMD-C2D	-2.39	1.45	1.50
27	5	609	CLA	CMD-C2D	-2.39	1.45	1.50
30	B	844	BCR	C17-C18	-2.39	1.32	1.35
27	W	602	CLA	CMC-C2C	-2.39	1.45	1.50
27	Y	611	CLA	CMB-C2B	-2.39	1.46	1.51
27	A	812	CLA	CMD-C2D	-2.39	1.45	1.50
27	A	815	CLA	CMD-C2D	-2.39	1.45	1.50
27	V	612	CLA	CMD-C2D	-2.39	1.45	1.50
27	8	602	CLA	CMD-C2D	-2.39	1.45	1.50
38	Y	605	CHL	C4B-CHC	2.39	1.47	1.41
27	A	807	CLA	CMD-C2D	-2.39	1.45	1.50
27	A	827	CLA	C3B-C2B	-2.39	1.37	1.40
38	X	609	CHL	C4C-C3C	2.39	1.49	1.45
27	5	603	CLA	CMD-C2D	-2.38	1.45	1.50
38	U	607	CHL	MG-NA	-2.38	2.00	2.06
27	B	823	CLA	CMD-C2D	-2.38	1.45	1.50
27	a	613	CLA	C3B-C2B	-2.38	1.37	1.40
27	5	607	CLA	C3B-CAB	-2.38	1.43	1.47
27	A	806	CLA	CMD-C2D	-2.38	1.45	1.50
27	8	602	CLA	CMC-C2C	-2.38	1.45	1.50
27	A	810	CLA	C3B-C2B	-2.38	1.37	1.40
27	A	825	CLA	C3B-C2B	-2.38	1.37	1.40
27	Z	603	CLA	CMB-C2B	-2.38	1.46	1.51
27	B	804	CLA	CMD-C2D	-2.38	1.45	1.50
27	B	837	CLA	CMD-C2D	-2.38	1.45	1.50
27	A	827	CLA	CMD-C2D	-2.38	1.45	1.50
38	W	607	CHL	C4C-C3C	2.38	1.49	1.44
27	B	832	CLA	CMD-C2D	-2.38	1.45	1.50
28	B	842	PQN	C5-C4	2.37	1.52	1.48
27	B	813	CLA	CMD-C2D	-2.37	1.45	1.50
38	X	601	CHL	MG-NA	-2.37	2.00	2.06
38	W	601	CHL	MG-NA	-2.37	2.00	2.06
27	B	806	CLA	CMC-C2C	-2.37	1.45	1.50
27	Y	602	CLA	CMB-C2B	-2.37	1.46	1.51
27	B	834	CLA	CMD-C2D	-2.37	1.45	1.50
27	A	837	CLA	C3B-C2B	-2.37	1.37	1.40
27	U	610	CLA	C3B-CAB	-2.37	1.43	1.47
27	a	616	CLA	CMD-C2D	-2.37	1.45	1.50
27	B	813	CLA	CMC-C2C	-2.37	1.45	1.50

Continued on next page...

Continued from previous page...

Mol	Chain	Res	Type	Atoms	Z	Observed(Å)	Ideal(Å)
27	Z	612	CLA	CMB-C2B	-2.37	1.46	1.51
27	5	606	CLA	CMD-C2D	-2.37	1.45	1.50
27	4	608	CLA	CMD-C2D	-2.36	1.45	1.50
35	8	619	LUT	C22-C21	-2.36	1.51	1.54
36	U	1622	XAT	O24-C25	-2.36	1.42	1.46
38	U	606	CHL	C4B-CHC	2.36	1.47	1.41
38	W	605	CHL	C4D-CHA	2.36	1.46	1.38
27	A	831	CLA	CMD-C2D	-2.36	1.45	1.50
27	B	819	CLA	C3B-C2B	-2.36	1.37	1.40
27	L	303	CLA	CMD-C2D	-2.36	1.45	1.50
27	8	611	CLA	CMD-C2D	-2.36	1.45	1.50
27	A	814	CLA	CMD-C2D	-2.36	1.45	1.50
27	B	806	CLA	CMD-C2D	-2.36	1.45	1.50
27	B	838	CLA	CMD-C2D	-2.36	1.45	1.50
27	a	602	CLA	CMD-C2D	-2.36	1.45	1.50
27	1	602	CLA	CMD-C2D	-2.36	1.45	1.50
27	9	609	CLA	CMD-C2D	-2.36	1.45	1.50
27	7	613	CLA	CMD-C2D	-2.35	1.45	1.50
38	Y	606	CHL	C4D-CHA	2.35	1.46	1.38
27	U	613	CLA	CMD-C2D	-2.35	1.45	1.50
27	A	821	CLA	CMD-C2D	-2.35	1.45	1.50
38	W	606	CHL	C4B-CHC	2.35	1.47	1.41
27	L	302	CLA	C3B-C2B	-2.35	1.37	1.40
27	V	610	CLA	C3B-CAB	-2.35	1.43	1.47
38	X	605	CHL	C4B-CHC	2.35	1.47	1.41
27	a	601	CLA	C3B-C2B	-2.35	1.37	1.40
27	3	602	CLA	CMD-C2D	-2.35	1.45	1.50
27	B	829	CLA	C3B-C2B	-2.35	1.37	1.40
27	B	810	CLA	CMD-C2D	-2.35	1.45	1.50
27	B	826	CLA	CMD-C2D	-2.35	1.45	1.50
27	L	307	CLA	C3B-C2B	-2.35	1.37	1.40
27	B	819	CLA	CMD-C2D	-2.35	1.45	1.50
27	4	602	CLA	CMC-C2C	-2.35	1.45	1.50
27	3	614	CLA	CMD-C2D	-2.35	1.45	1.50
27	A	820	CLA	CMD-C2D	-2.35	1.45	1.50
38	Y	607	CHL	C4C-C3C	2.35	1.49	1.45
27	X	602	CLA	CMB-C2B	-2.34	1.46	1.51
38	Y	608	CHL	MG-NA	-2.34	2.00	2.06
38	V	609	CHL	C1B-CHB	2.34	1.47	1.41
27	V	603	CLA	C3B-C2B	-2.34	1.37	1.40
38	Y	607	CHL	C4B-CHC	2.34	1.47	1.41
27	V	614	CLA	CMC-C2C	-2.34	1.45	1.50

Continued on next page...

Continued from previous page...

Mol	Chain	Res	Type	Atoms	Z	Observed(Å)	Ideal(Å)
27	V	613	CLA	CMC-C2C	-2.34	1.45	1.50
27	W	613	CLA	CMD-C2D	-2.34	1.45	1.50
27	A	842	CLA	C3B-C2B	-2.34	1.37	1.40
27	7	611	CLA	CMC-C2C	-2.34	1.45	1.50
36	W	1622	XAT	O24-C25	-2.34	1.42	1.46
27	U	614	CLA	C3B-C2B	-2.34	1.37	1.40
27	3	604	CLA	CMD-C2D	-2.34	1.45	1.50
38	V	607	CHL	C1B-NB	-2.34	1.33	1.35
27	A	838	CLA	CMD-C2D	-2.34	1.45	1.50
27	B	821	CLA	CMD-C2D	-2.34	1.45	1.50
35	W	1621	LUT	C1-C6	-2.34	1.50	1.53
27	A	831	CLA	CMC-C2C	-2.34	1.45	1.50
27	A	817	CLA	CMD-C2D	-2.33	1.45	1.50
27	Z	604	CLA	CMB-C2B	-2.33	1.46	1.51
27	L	302	CLA	CMD-C2D	-2.33	1.45	1.50
27	B	822	CLA	C3B-C2B	-2.33	1.37	1.40
27	U	613	CLA	C3B-C2B	-2.33	1.37	1.40
27	A	843	CLA	CMD-C2D	-2.33	1.45	1.50
38	X	606	CHL	C4D-CHA	2.33	1.46	1.38
27	8	609	CLA	CMD-C2D	-2.33	1.45	1.50
27	A	833	CLA	C3B-C2B	-2.33	1.37	1.40
27	3	608	CLA	CMC-C2C	-2.33	1.45	1.50
27	7	609	CLA	CMD-C2D	-2.33	1.45	1.50
38	U	605	CHL	C4D-CHA	2.33	1.46	1.38
27	A	818	CLA	CMD-C2D	-2.33	1.45	1.50
27	8	607	CLA	CMD-C2D	-2.33	1.45	1.50
38	V	609	CHL	C4B-CHC	2.33	1.47	1.41
38	Y	609	CHL	C1B-CHB	2.33	1.47	1.41
27	9	602	CLA	CMD-C2D	-2.33	1.45	1.50
27	U	611	CLA	CMD-C2D	-2.33	1.45	1.50
27	A	822	CLA	CMC-C2C	-2.33	1.45	1.50
27	U	612	CLA	CMD-C2D	-2.33	1.45	1.50
27	7	611	CLA	CMD-C2D	-2.33	1.45	1.50
27	2	602	CLA	CMD-C2D	-2.33	1.45	1.50
38	Y	605	CHL	MG-NA	-2.33	2.00	2.06
27	7	604	CLA	CMD-C2D	-2.33	1.45	1.50
27	8	608	CLA	CMC-C2C	-2.33	1.45	1.50
27	V	603	CLA	CMC-C2C	-2.33	1.45	1.50
38	X	607	CHL	C4C-C3C	2.33	1.49	1.45
27	B	811	CLA	CMD-C2D	-2.33	1.45	1.50
27	1	612	CLA	CMD-C2D	-2.33	1.45	1.50
27	1	604	CLA	CMD-C2D	-2.32	1.45	1.50

Continued on next page...

Continued from previous page...

Mol	Chain	Res	Type	Atoms	Z	Observed(Å)	Ideal(Å)
27	9	610	CLA	CMC-C2C	-2.32	1.45	1.50
27	B	833	CLA	CMC-C2C	-2.32	1.45	1.50
27	5	614	CLA	CMD-C2D	-2.32	1.45	1.50
27	6	603	CLA	CMD-C2D	-2.32	1.45	1.50
27	F	304	CLA	C3B-C2B	-2.32	1.37	1.40
27	F	304	CLA	CMD-C2D	-2.32	1.45	1.50
27	B	808	CLA	CMD-C2D	-2.32	1.45	1.50
27	6	601	CLA	CMD-C2D	-2.32	1.45	1.50
38	Y	608	CHL	C4C-C3C	2.32	1.49	1.45
27	3	609	CLA	C3B-C2B	-2.32	1.37	1.40
27	B	803	CLA	CMD-C2D	-2.32	1.45	1.50
27	B	833	CLA	CMD-C2D	-2.32	1.45	1.50
27	1	616	CLA	CMD-C2D	-2.32	1.45	1.50
27	9	603	CLA	CMD-C2D	-2.32	1.45	1.50
27	B	809	CLA	C3B-CAB	-2.32	1.43	1.47
27	F	301	CLA	C3B-C2B	-2.31	1.37	1.40
27	A	824	CLA	CMD-C2D	-2.31	1.45	1.50
27	A	839	CLA	CMD-C2D	-2.31	1.45	1.50
27	B	822	CLA	CMD-C2D	-2.31	1.45	1.50
38	V	606	CHL	C4D-CHA	2.31	1.46	1.38
27	O	2003	CLA	CMD-C2D	-2.31	1.45	1.50
27	8	613	CLA	CMD-C2D	-2.31	1.45	1.50
27	B	832	CLA	C3B-C2B	-2.31	1.37	1.40
27	2	604	CLA	CMD-C2D	-2.31	1.45	1.50
27	A	803	CLA	CMD-C2D	-2.31	1.45	1.50
27	3	606	CLA	CMD-C2D	-2.31	1.45	1.50
27	4	610	CLA	CMD-C2D	-2.31	1.45	1.50
27	B	830	CLA	CMD-C2D	-2.31	1.45	1.50
27	B	841	CLA	CMC-C2C	-2.31	1.45	1.50
27	W	613	CLA	C3B-C2B	-2.31	1.37	1.40
27	U	604	CLA	CMD-C2D	-2.31	1.45	1.50
27	Z	614	CLA	CMB-C2B	-2.31	1.46	1.51
27	B	840	CLA	CMD-C2D	-2.31	1.45	1.50
27	W	612	CLA	CMD-C2D	-2.31	1.45	1.50
27	4	601	CLA	CMD-C2D	-2.30	1.45	1.50
27	9	610	CLA	CMD-C2D	-2.30	1.45	1.50
35	U	1621	LUT	C1-C6	-2.30	1.50	1.53
27	A	841	CLA	C3B-C2B	-2.30	1.37	1.40
27	W	614	CLA	C3B-C2B	-2.30	1.37	1.40
27	A	802	CLA	C3B-C2B	-2.30	1.37	1.40
27	a	604	CLA	CMD-C2D	-2.30	1.45	1.50
27	B	812	CLA	CMC-C2C	-2.30	1.45	1.50

Continued on next page...

Continued from previous page...

Mol	Chain	Res	Type	Atoms	Z	Observed(Å)	Ideal(Å)
38	X	609	CHL	C1B-CHB	2.30	1.47	1.41
27	B	818	CLA	CMD-C2D	-2.30	1.45	1.50
27	6	607	CLA	CMD-C2D	-2.30	1.45	1.50
27	1	613	CLA	C3B-C2B	-2.30	1.37	1.40
27	8	603	CLA	CMD-C2D	-2.30	1.45	1.50
27	B	803	CLA	C3B-C2B	-2.30	1.37	1.40
27	B	837	CLA	CMC-C2C	-2.30	1.45	1.50
27	B	836	CLA	CMC-C2C	-2.30	1.45	1.50
27	3	603	CLA	CMC-C2C	-2.30	1.45	1.50
27	8	602	CLA	C3B-C2B	-2.30	1.37	1.40
27	K	203	CLA	CMD-C2D	-2.30	1.45	1.50
27	B	828	CLA	C3B-C2B	-2.30	1.37	1.40
38	W	609	CHL	C1B-CHB	2.29	1.47	1.41
38	X	605	CHL	MG-NA	-2.29	2.00	2.06
27	Z	602	CLA	CMB-C2B	-2.29	1.46	1.51
27	B	805	CLA	CMD-C2D	-2.29	1.45	1.50
38	V	607	CHL	C4D-CHA	2.29	1.46	1.38
27	A	805	CLA	CMD-C2D	-2.29	1.45	1.50
27	O	2002	CLA	CMD-C2D	-2.29	1.45	1.50
27	B	824	CLA	C3B-C2B	-2.29	1.37	1.40
27	9	607	CLA	C3B-CAB	-2.29	1.43	1.47
27	6	609	CLA	CMD-C2D	-2.29	1.45	1.50
27	3	612	CLA	CMD-C2D	-2.29	1.45	1.50
27	A	821	CLA	C3B-C2B	-2.29	1.37	1.40
27	3	609	CLA	CMD-C2D	-2.29	1.45	1.50
27	B	835	CLA	C3B-C2B	-2.29	1.37	1.40
27	8	612	CLA	CMC-C2C	-2.29	1.46	1.50
27	6	617	CLA	CMD-C2D	-2.29	1.46	1.50
27	B	839	CLA	CMD-C2D	-2.29	1.46	1.50
27	1	601	CLA	C3B-C2B	-2.29	1.37	1.40
27	A	807	CLA	CMC-C2C	-2.28	1.46	1.50
27	4	609	CLA	CMD-C2D	-2.28	1.46	1.50
27	7	610	CLA	CMD-C2D	-2.28	1.46	1.50
38	U	607	CHL	C1B-NB	-2.28	1.33	1.35
27	1	602	CLA	CMC-C2C	-2.28	1.46	1.50
27	A	811	CLA	CMD-C2D	-2.28	1.46	1.50
27	K	201	CLA	CMD-C2D	-2.28	1.46	1.50
27	L	304	CLA	CMD-C2D	-2.28	1.46	1.50
27	a	603	CLA	CMD-C2D	-2.28	1.46	1.50
27	B	825	CLA	CMD-C2D	-2.28	1.46	1.50
27	4	603	CLA	CMD-C2D	-2.28	1.46	1.50
27	7	602	CLA	CMC-C2C	-2.28	1.46	1.50

Continued on next page...

Continued from previous page...

Mol	Chain	Res	Type	Atoms	Z	Observed(Å)	Ideal(Å)
27	A	820	CLA	CMC-C2C	-2.28	1.46	1.50
27	2	614	CLA	CMD-C2D	-2.28	1.46	1.50
27	8	608	CLA	CMD-C2D	-2.28	1.46	1.50
27	2	609	CLA	CMD-C2D	-2.28	1.46	1.50
27	W	611	CLA	CMD-C2D	-2.28	1.46	1.50
38	W	608	CHL	C1B-NB	-2.28	1.33	1.35
27	B	831	CLA	CMD-C2D	-2.28	1.46	1.50
27	9	604	CLA	CMD-C2D	-2.28	1.46	1.50
38	Y	601	CHL	MG-NA	-2.28	2.00	2.06
27	3	602	CLA	C3B-C2B	-2.28	1.37	1.40
27	A	823	CLA	CMD-C2D	-2.28	1.46	1.50
27	1	603	CLA	CMD-C2D	-2.28	1.46	1.50
27	A	809	CLA	CMD-C2D	-2.28	1.46	1.50
27	5	617	CLA	C3B-C2B	-2.28	1.37	1.40
27	B	829	CLA	CMD-C2D	-2.27	1.46	1.50
27	1	601	CLA	CMD-C2D	-2.27	1.46	1.50
27	9	613	CLA	C3B-C2B	-2.27	1.37	1.40
27	A	806	CLA	CMC-C2C	-2.27	1.46	1.50
27	8	609	CLA	C3B-C2B	-2.27	1.37	1.40
27	6	604	CLA	CMD-C2D	-2.27	1.46	1.50
27	A	845	CLA	CMD-C2D	-2.27	1.46	1.50
27	U	602	CLA	C3B-CAB	-2.27	1.43	1.47
27	5	601	CLA	C3B-C2B	-2.27	1.37	1.40
27	6	602	CLA	CMC-C2C	-2.27	1.46	1.50
27	2	601	CLA	CMC-C2C	-2.27	1.46	1.50
38	X	601	CHL	C4C-C3C	2.27	1.49	1.45
38	V	606	CHL	C1B-NB	-2.27	1.33	1.35
27	A	854	CLA	CMD-C2D	-2.27	1.46	1.50
27	a	612	CLA	CMD-C2D	-2.27	1.46	1.50
27	B	815	CLA	C3B-C2B	-2.27	1.37	1.40
38	Z	608	CHL	C4B-CHC	2.27	1.47	1.41
27	3	617	CLA	CMD-C2D	-2.27	1.46	1.50
27	8	604	CLA	CMD-C2D	-2.27	1.46	1.50
27	A	835	CLA	C3B-CAB	-2.27	1.43	1.47
27	A	802	CLA	CMC-C2C	-2.27	1.46	1.50
27	B	838	CLA	C3B-C2B	-2.27	1.37	1.40
27	3	613	CLA	CMD-C2D	-2.26	1.46	1.50
27	W	602	CLA	C3B-CAB	-2.26	1.43	1.47
27	A	803	CLA	C3B-C2B	-2.26	1.37	1.40
30	A	852	BCR	C30-C25	-2.26	1.50	1.53
27	8	608	CLA	C3B-C2B	-2.26	1.37	1.40
27	1	607	CLA	CMD-C2D	-2.26	1.46	1.50

Continued on next page...

Continued from previous page...

Mol	Chain	Res	Type	Atoms	Z	Observed(Å)	Ideal(Å)
38	U	609	CHL	C1B-CHB	2.26	1.47	1.41
27	8	611	CLA	C3B-C2B	-2.26	1.37	1.40
38	Y	601	CHL	C4C-C3C	2.26	1.48	1.45
27	W	611	CLA	C3B-C2B	-2.26	1.37	1.40
27	a	601	CLA	CMD-C2D	-2.26	1.46	1.50
27	2	613	CLA	CMD-C2D	-2.26	1.46	1.50
27	A	811	CLA	C3B-C2B	-2.26	1.37	1.40
27	A	854	CLA	C3B-CAB	-2.26	1.43	1.47
27	V	602	CLA	C3B-CAB	-2.26	1.43	1.47
38	V	606	CHL	MG-NA	-2.26	2.00	2.06
27	A	841	CLA	CMD-C2D	-2.26	1.46	1.50
27	B	813	CLA	C3B-C2B	-2.26	1.37	1.40
27	6	613	CLA	CMD-C2D	-2.26	1.46	1.50
27	a	602	CLA	CMC-C2C	-2.25	1.46	1.50
27	A	829	CLA	CMC-C2C	-2.25	1.46	1.50
38	W	609	CHL	C4C-C3C	2.25	1.48	1.45
27	W	604	CLA	CMD-C2D	-2.25	1.46	1.50
38	V	605	CHL	C1B-NB	-2.25	1.33	1.35
38	Z	608	CHL	MG-NA	-2.25	2.00	2.06
27	6	604	CLA	CMC-C2C	-2.25	1.46	1.50
27	A	801	CLA	CMC-C2C	-2.25	1.46	1.50
27	A	808	CLA	CMD-C2D	-2.25	1.46	1.50
27	W	612	CLA	CMC-C2C	-2.25	1.46	1.50
27	B	824	CLA	CMC-C2C	-2.25	1.46	1.50
27	B	839	CLA	C3B-C2B	-2.25	1.37	1.40
27	6	602	CLA	CMD-C2D	-2.25	1.46	1.50
27	U	603	CLA	C3B-CAB	-2.25	1.43	1.47
38	W	601	CHL	C4C-C3C	2.25	1.48	1.45
27	B	809	CLA	CMD-C2D	-2.25	1.46	1.50
27	5	607	CLA	CMD-C2D	-2.25	1.46	1.50
27	A	806	CLA	C3B-C2B	-2.25	1.37	1.40
27	7	613	CLA	C3B-C2B	-2.25	1.37	1.40
38	X	608	CHL	C4B-CHC	2.24	1.47	1.41
27	7	604	CLA	CMC-C2C	-2.24	1.46	1.50
27	7	614	CLA	CMD-C2D	-2.24	1.46	1.50
27	7	607	CLA	CMC-C2C	-2.24	1.46	1.50
27	7	606	CLA	CMD-C2D	-2.24	1.46	1.50
27	A	821	CLA	CMC-C2C	-2.24	1.46	1.50
27	3	606	CLA	C3B-C2B	-2.24	1.37	1.40
35	6	619	LUT	C22-C21	-2.24	1.51	1.54
27	A	813	CLA	CMD-C2D	-2.24	1.46	1.50
27	6	616	CLA	CMD-C2D	-2.24	1.46	1.50

Continued on next page...

Continued from previous page...

Mol	Chain	Res	Type	Atoms	Z	Observed(Å)	Ideal(Å)
27	A	837	CLA	CMD-C2D	-2.24	1.46	1.50
27	5	617	CLA	CMD-C2D	-2.24	1.46	1.50
38	U	606	CHL	C4D-CHA	2.24	1.46	1.38
27	2	602	CLA	CMC-C2C	-2.24	1.46	1.50
27	Z	610	CLA	CMB-C2B	-2.24	1.47	1.51
27	O	2001	CLA	CMD-C2D	-2.24	1.46	1.50
38	Z	609	CHL	C4B-CHC	2.24	1.47	1.41
27	8	607	CLA	CMC-C2C	-2.24	1.46	1.50
27	A	825	CLA	CMD-C2D	-2.24	1.46	1.50
38	V	605	CHL	C4D-CHA	2.24	1.46	1.38
27	L	307	CLA	CMD-C2D	-2.24	1.46	1.50
27	7	612	CLA	CMC-C2C	-2.24	1.46	1.50
38	X	608	CHL	C4C-C3C	2.24	1.48	1.45
27	7	610	CLA	CMC-C2C	-2.24	1.46	1.50
27	9	606	CLA	C3B-C2B	-2.24	1.37	1.40
38	U	609	CHL	C4C-C3C	2.24	1.48	1.45
27	A	825	CLA	CMC-C2C	-2.24	1.46	1.50
27	A	834	CLA	CMD-C2D	-2.23	1.46	1.50
27	3	614	CLA	CMC-C2C	-2.23	1.46	1.50
27	A	812	CLA	C3B-C2B	-2.23	1.37	1.40
27	3	604	CLA	CMC-C2C	-2.23	1.46	1.50
27	7	611	CLA	C3B-C2B	-2.23	1.37	1.40
27	G	204	CLA	CMD-C2D	-2.23	1.46	1.50
27	7	608	CLA	CMD-C2D	-2.23	1.46	1.50
38	X	609	CHL	C4B-CHC	2.23	1.47	1.41
27	A	805	CLA	C3B-C2B	-2.23	1.37	1.40
38	Y	609	CHL	C4C-C3C	2.23	1.48	1.45
27	4	604	CLA	CMC-C2C	-2.23	1.46	1.50
38	W	606	CHL	C4D-CHA	2.23	1.46	1.38
27	a	610	CLA	CMD-C2D	-2.23	1.46	1.50
38	V	608	CHL	C4D-CHA	2.23	1.46	1.38
27	a	607	CLA	CMD-C2D	-2.23	1.46	1.50
27	A	827	CLA	CMC-C2C	-2.23	1.46	1.50
27	5	610	CLA	CMC-C2C	-2.23	1.46	1.50
27	B	808	CLA	CMC-C2C	-2.23	1.46	1.50
27	1	608	CLA	CMD-C2D	-2.23	1.46	1.50
27	L	303	CLA	C3B-CAB	-2.23	1.43	1.47
27	L	306	CLA	CMC-C2C	-2.23	1.46	1.50
27	5	613	CLA	C3B-C2B	-2.23	1.37	1.40
27	6	609	CLA	C3B-C2B	-2.23	1.37	1.40
27	5	617	CLA	CMC-C2C	-2.23	1.46	1.50
27	1	609	CLA	CMD-C2D	-2.23	1.46	1.50

Continued on next page...

Continued from previous page...

Mol	Chain	Res	Type	Atoms	Z	Observed(Å)	Ideal(Å)
27	4	610	CLA	CMC-C2C	-2.23	1.46	1.50
27	A	813	CLA	CMC-C2C	-2.22	1.46	1.50
27	a	608	CLA	CMD-C2D	-2.22	1.46	1.50
27	2	616	CLA	CMD-C2D	-2.22	1.46	1.50
27	A	845	CLA	C3B-C2B	-2.22	1.37	1.40
27	2	609	CLA	C3B-C2B	-2.22	1.37	1.40
28	B	842	PQN	C10-C1	2.22	1.52	1.48
27	3	606	CLA	CMC-C2C	-2.22	1.46	1.50
27	6	611	CLA	CMD-C2D	-2.22	1.46	1.50
27	2	612	CLA	CMD-C2D	-2.22	1.46	1.50
27	A	805	CLA	CMC-C2C	-2.22	1.46	1.50
27	J	101	CLA	CMD-C2D	-2.22	1.46	1.50
27	A	807	CLA	C3B-CAB	-2.22	1.43	1.47
27	Z	610	CLA	CMD-C2D	-2.22	1.46	1.50
27	V	613	CLA	C3B-CAB	-2.22	1.43	1.47
27	5	602	CLA	C3B-C2B	-2.22	1.37	1.40
27	Z	611	CLA	CMB-C2B	-2.22	1.47	1.51
27	U	611	CLA	C3B-C2B	-2.22	1.37	1.40
27	A	854	CLA	CMC-C2C	-2.22	1.46	1.50
27	B	815	CLA	CMD-C2D	-2.21	1.46	1.50
27	4	616	CLA	CMD-C2D	-2.21	1.46	1.50
27	F	303	CLA	C3B-C2B	-2.21	1.37	1.40
27	9	606	CLA	CMC-C2C	-2.21	1.46	1.50
38	U	605	CHL	C4B-CHC	2.21	1.47	1.41
27	B	803	CLA	CMC-C2C	-2.21	1.46	1.50
27	5	610	CLA	CMD-C2D	-2.21	1.46	1.50
27	9	610	CLA	C3B-C2B	-2.21	1.37	1.40
27	L	307	CLA	CMC-C2C	-2.21	1.46	1.50
27	3	607	CLA	CMD-C2D	-2.21	1.46	1.50
27	a	604	CLA	C3B-C2B	-2.21	1.37	1.40
27	O	2001	CLA	CMC-C2C	-2.21	1.46	1.50
27	4	608	CLA	CMC-C2C	-2.21	1.46	1.50
38	Z	607	CHL	C4C-C3C	2.21	1.48	1.45
27	1	614	CLA	CMD-C2D	-2.21	1.46	1.50
27	A	801	CLA	C3B-C2B	-2.21	1.37	1.40
27	A	839	CLA	CMC-C2C	-2.21	1.46	1.50
27	9	601	CLA	CMD-C2D	-2.21	1.46	1.50
27	V	612	CLA	CMC-C2C	-2.21	1.46	1.50
27	1	611	CLA	CMD-C2D	-2.21	1.46	1.50
27	6	611	CLA	C3B-C2B	-2.21	1.37	1.40
27	8	606	CLA	CMD-C2D	-2.21	1.46	1.50
27	6	610	CLA	C3B-CAB	-2.21	1.43	1.47

Continued on next page...

Continued from previous page...

Mol	Chain	Res	Type	Atoms	Z	Observed(Å)	Ideal(Å)
38	V	601	CHL	C1B-CHB	2.21	1.47	1.41
27	B	806	CLA	C3B-C2B	-2.20	1.37	1.40
27	B	832	CLA	CMC-C2C	-2.20	1.46	1.50
27	4	607	CLA	CMD-C2D	-2.20	1.46	1.50
27	2	607	CLA	C3B-C2B	-2.20	1.37	1.40
27	a	614	CLA	CMD-C2D	-2.20	1.46	1.50
38	W	605	CHL	C4B-CHC	2.20	1.47	1.41
27	J	101	CLA	C3B-C2B	-2.20	1.37	1.40
27	A	809	CLA	C3B-CAB	-2.20	1.43	1.47
27	6	608	CLA	CMD-C2D	-2.20	1.46	1.50
27	B	825	CLA	C3B-C2B	-2.20	1.37	1.40
27	B	807	CLA	CMC-C2C	-2.20	1.46	1.50
27	4	613	CLA	CMD-C2D	-2.20	1.46	1.50
27	7	604	CLA	C3B-C2B	-2.20	1.37	1.40
27	5	612	CLA	CMD-C2D	-2.20	1.46	1.50
27	A	836	CLA	C3B-CAB	-2.20	1.43	1.47
27	1	613	CLA	CMD-C2D	-2.20	1.46	1.50
27	8	611	CLA	CMC-C2C	-2.20	1.46	1.50
27	8	614	CLA	C3B-C2B	-2.20	1.37	1.40
27	A	826	CLA	CMC-C2C	-2.20	1.46	1.50
27	2	607	CLA	CMD-C2D	-2.20	1.46	1.50
27	5	616	CLA	CMC-C2C	-2.20	1.46	1.50
27	U	612	CLA	CMC-C2C	-2.20	1.46	1.50
27	A	840	CLA	C3B-C2B	-2.20	1.37	1.40
38	U	608	CHL	C4D-CHA	2.20	1.46	1.38
27	3	617	CLA	C3B-C2B	-2.20	1.37	1.40
27	B	827	CLA	CMC-C2C	-2.20	1.46	1.50
27	2	604	CLA	CMC-C2C	-2.20	1.46	1.50
38	W	607	CHL	C4B-CHC	2.20	1.47	1.41
27	B	818	CLA	CMC-C2C	-2.19	1.46	1.50
27	A	809	CLA	CMC-C2C	-2.19	1.46	1.50
27	5	607	CLA	CMC-C2C	-2.19	1.46	1.50
27	8	612	CLA	CMD-C2D	-2.19	1.46	1.50
38	U	609	CHL	C4B-CHC	2.19	1.47	1.41
27	K	204	CLA	CMD-C2D	-2.19	1.46	1.50
27	5	609	CLA	CMC-C2C	-2.19	1.46	1.50
27	U	611	CLA	CMC-C2C	-2.19	1.46	1.50
27	a	606	CLA	CMD-C2D	-2.19	1.46	1.50
27	Z	603	CLA	CMD-C2D	-2.19	1.46	1.50
27	A	830	CLA	C3B-C2B	-2.19	1.37	1.40
38	V	609	CHL	C4C-C3C	2.19	1.48	1.45
27	G	203	CLA	CMD-C2D	-2.19	1.46	1.50

Continued on next page...

Continued from previous page...

Mol	Chain	Res	Type	Atoms	Z	Observed(Å)	Ideal(Å)
27	a	613	CLA	CMD-C2D	-2.19	1.46	1.50
27	3	609	CLA	CMC-C2C	-2.19	1.46	1.50
27	6	617	CLA	CMC-C2C	-2.19	1.46	1.50
27	5	601	CLA	CMD-C2D	-2.19	1.46	1.50
27	A	843	CLA	CMC-C2C	-2.19	1.46	1.50
38	U	601	CHL	MG-NA	-2.19	2.01	2.06
27	7	607	CLA	CMD-C2D	-2.19	1.46	1.50
27	F	303	CLA	CMD-C2D	-2.19	1.46	1.50
27	2	606	CLA	CMD-C2D	-2.19	1.46	1.50
36	X	1622	XAT	O24-C25	-2.19	1.43	1.46
38	U	601	CHL	C4C-C3C	2.19	1.48	1.45
38	Z	607	CHL	C4B-CHC	2.19	1.47	1.41
27	B	829	CLA	CMC-C2C	-2.19	1.46	1.50
27	6	608	CLA	CMC-C2C	-2.19	1.46	1.50
27	8	613	CLA	CMC-C2C	-2.19	1.46	1.50
36	Y	1622	XAT	O24-C25	-2.19	1.43	1.46
27	B	810	CLA	C3B-C2B	-2.19	1.37	1.40
27	7	606	CLA	C3B-C2B	-2.19	1.37	1.40
27	3	610	CLA	CMC-C2C	-2.19	1.46	1.50
38	V	606	CHL	C3D-C4D	-2.19	1.39	1.44
27	a	609	CLA	CMD-C2D	-2.19	1.46	1.50
27	B	823	CLA	C3B-CAB	-2.18	1.43	1.47
27	W	603	CLA	C3B-CAB	-2.18	1.43	1.47
38	W	608	CHL	C4D-CHA	2.18	1.46	1.38
30	4	621	BCR	C1-C6	-2.18	1.50	1.53
27	7	608	CLA	C3B-C2B	-2.18	1.37	1.40
27	Y	603	CLA	C3B-C2B	-2.18	1.37	1.40
27	7	614	CLA	C3B-CAB	-2.18	1.43	1.47
27	B	822	CLA	CMC-C2C	-2.18	1.46	1.50
27	4	614	CLA	CMD-C2D	-2.18	1.46	1.50
27	8	606	CLA	C3B-C2B	-2.18	1.37	1.40
27	A	824	CLA	CMC-C2C	-2.18	1.46	1.50
27	W	611	CLA	CMC-C2C	-2.18	1.46	1.50
38	Y	606	CHL	C4C-C3C	2.18	1.48	1.45
27	A	816	CLA	CMC-C2C	-2.18	1.46	1.50
27	V	604	CLA	CMD-C2D	-2.18	1.46	1.50
27	1	604	CLA	C3B-C2B	-2.18	1.37	1.40
38	Z	601	CHL	C1B-CHB	2.18	1.47	1.41
27	2	610	CLA	CMC-C2C	-2.18	1.46	1.50
28	A	844	PQN	C2-C1	2.18	1.52	1.48
27	5	608	CLA	CMD-C2D	-2.18	1.46	1.50
27	4	613	CLA	C3B-C2B	-2.18	1.37	1.40

Continued on next page...

Continued from previous page...

Mol	Chain	Res	Type	Atoms	Z	Observed(Å)	Ideal(Å)
27	B	814	CLA	CMC-C2C	-2.18	1.46	1.50
27	1	608	CLA	C3B-C2B	-2.18	1.37	1.40
27	A	819	CLA	CMC-C2C	-2.18	1.46	1.50
27	6	610	CLA	CMC-C2C	-2.18	1.46	1.50
27	6	602	CLA	C3B-C2B	-2.18	1.37	1.40
38	X	601	CHL	C4B-CHC	2.18	1.47	1.41
27	5	608	CLA	CMC-C2C	-2.17	1.46	1.50
38	X	607	CHL	C4B-CHC	2.17	1.47	1.41
27	6	601	CLA	C3B-C2B	-2.17	1.37	1.40
27	B	805	CLA	CMC-C2C	-2.17	1.46	1.50
27	L	306	CLA	CMD-C2D	-2.17	1.46	1.50
27	6	609	CLA	CMC-C2C	-2.17	1.46	1.50
27	7	608	CLA	CMC-C2C	-2.17	1.46	1.50
27	9	607	CLA	CMD-C2D	-2.17	1.46	1.50
38	X	601	CHL	C1B-CHB	2.17	1.47	1.41
38	Y	609	CHL	C4B-CHC	2.17	1.47	1.41
27	W	610	CLA	CMC-C2C	-2.17	1.46	1.50
27	X	603	CLA	C3B-C2B	-2.17	1.37	1.40
27	A	808	CLA	C3B-C2B	-2.17	1.37	1.40
27	B	834	CLA	C3B-C2B	-2.17	1.37	1.40
27	6	606	CLA	CMD-C2D	-2.17	1.46	1.50
27	B	816	CLA	CMD-C2D	-2.17	1.46	1.50
27	4	611	CLA	CMD-C2D	-2.17	1.46	1.50
27	A	828	CLA	C3B-C2B	-2.17	1.37	1.40
38	W	609	CHL	C4B-CHC	2.17	1.47	1.41
27	4	612	CLA	C3B-C2B	-2.17	1.37	1.40
27	1	606	CLA	CMD-C2D	-2.17	1.46	1.50
27	4	614	CLA	C3B-C2B	-2.17	1.37	1.40
27	9	614	CLA	C3B-C2B	-2.17	1.37	1.40
27	6	612	CLA	CMD-C2D	-2.17	1.46	1.50
27	A	808	CLA	CMC-C2C	-2.17	1.46	1.50
38	V	601	CHL	C4B-CHC	2.17	1.47	1.41
38	Z	606	CHL	C4B-CHC	2.17	1.47	1.41
27	V	604	CLA	CMC-C2C	-2.17	1.46	1.50
27	1	610	CLA	CMD-C2D	-2.16	1.46	1.50
27	2	604	CLA	C3B-C2B	-2.16	1.37	1.40
38	Y	601	CHL	C4B-CHC	2.16	1.47	1.41
27	U	610	CLA	CMC-C2C	-2.16	1.46	1.50
27	6	604	CLA	C3B-C2B	-2.16	1.37	1.40
27	5	604	CLA	CMD-C2D	-2.16	1.46	1.50
27	a	609	CLA	C3B-C2B	-2.16	1.37	1.40
27	2	612	CLA	C3B-C2B	-2.16	1.37	1.40

Continued on next page...

Continued from previous page...

Mol	Chain	Res	Type	Atoms	Z	Observed(Å)	Ideal(Å)
27	5	608	CLA	C3B-C2B	-2.16	1.37	1.40
27	K	206	CLA	CMD-C2D	-2.16	1.46	1.50
27	B	803	CLA	C3B-CAB	-2.16	1.43	1.47
27	a	610	CLA	CMC-C2C	-2.16	1.46	1.50
27	5	602	CLA	CMC-C2C	-2.16	1.46	1.50
27	A	832	CLA	C3B-CAB	-2.16	1.43	1.47
27	3	602	CLA	C3B-CAB	-2.16	1.43	1.47
27	4	607	CLA	C3B-CAB	-2.16	1.43	1.47
27	K	206	CLA	C3B-C2B	-2.16	1.37	1.40
36	W	1622	XAT	C2-C1	-2.16	1.51	1.54
38	Z	601	CHL	C4C-C3C	2.16	1.48	1.45
27	B	807	CLA	C3B-CAB	-2.16	1.43	1.47
27	O	2003	CLA	CMC-C2C	-2.16	1.46	1.50
27	A	825	CLA	C3B-CAB	-2.16	1.43	1.47
27	a	603	CLA	CMC-C2C	-2.16	1.46	1.50
27	1	602	CLA	C3B-C2B	-2.15	1.37	1.40
38	Y	608	CHL	C2C-C1C	2.15	1.49	1.44
38	U	601	CHL	C4B-CHC	2.15	1.47	1.41
27	Z	602	CLA	CMD-C2D	-2.15	1.46	1.50
27	A	803	CLA	CMC-C2C	-2.15	1.46	1.50
27	2	611	CLA	CMD-C2D	-2.15	1.46	1.50
27	6	613	CLA	CMC-C2C	-2.15	1.46	1.50
27	A	836	CLA	CMC-C2C	-2.15	1.46	1.50
27	B	817	CLA	CMD-C2D	-2.15	1.46	1.50
27	K	204	CLA	CMC-C2C	-2.15	1.46	1.50
27	V	604	CLA	C4B-CHC	-2.15	1.35	1.41
27	5	616	CLA	CMD-C2D	-2.15	1.46	1.50
27	9	612	CLA	CMD-C2D	-2.15	1.46	1.50
27	3	613	CLA	CMC-C2C	-2.15	1.46	1.50
27	9	613	CLA	CMC-C2C	-2.15	1.46	1.50
27	A	818	CLA	CMC-C2C	-2.15	1.46	1.50
27	K	203	CLA	CMC-C2C	-2.15	1.46	1.50
27	9	613	CLA	CMD-C2D	-2.15	1.46	1.50
27	U	614	CLA	CMC-C2C	-2.15	1.46	1.50
27	A	815	CLA	C3B-C2B	-2.15	1.37	1.40
27	4	604	CLA	CMD-C2D	-2.15	1.46	1.50
27	7	607	CLA	C3B-C2B	-2.15	1.37	1.40
27	A	834	CLA	CMC-C2C	-2.15	1.46	1.50
27	6	618	CLA	CMD-C2D	-2.15	1.46	1.50
27	6	608	CLA	C3B-CAB	-2.15	1.43	1.47
27	8	603	CLA	CMC-C2C	-2.14	1.46	1.50
27	a	613	CLA	CMC-C2C	-2.14	1.46	1.50

Continued on next page...

Continued from previous page...

Mol	Chain	Res	Type	Atoms	Z	Observed(Å)	Ideal(Å)
27	A	835	CLA	CMC-C2C	-2.14	1.46	1.50
27	5	618	CLA	CMD-C2D	-2.14	1.46	1.50
27	8	610	CLA	CMC-C2C	-2.14	1.46	1.50
27	9	611	CLA	C3B-C2B	-2.14	1.37	1.40
27	8	611	CLA	C3B-CAB	-2.14	1.43	1.47
27	3	602	CLA	CMC-C2C	-2.14	1.46	1.50
27	B	828	CLA	CMC-C2C	-2.14	1.46	1.50
38	V	606	CHL	C2C-C1C	2.14	1.49	1.44
27	5	609	CLA	C3B-CAB	-2.14	1.43	1.47
27	A	817	CLA	CMC-C2C	-2.14	1.46	1.50
27	5	604	CLA	CMC-C2C	-2.14	1.46	1.50
27	A	816	CLA	C3B-C2B	-2.14	1.37	1.40
27	B	839	CLA	CMC-C2C	-2.14	1.46	1.50
27	4	608	CLA	C3B-C2B	-2.14	1.37	1.40
27	4	613	CLA	CMC-C2C	-2.14	1.46	1.50
27	a	602	CLA	C3B-C2B	-2.14	1.37	1.40
27	K	203	CLA	C3B-C2B	-2.14	1.37	1.40
27	a	608	CLA	C3B-C2B	-2.14	1.37	1.40
27	3	617	CLA	CMC-C2C	-2.14	1.46	1.50
27	A	803	CLA	C3B-CAB	-2.14	1.43	1.47
27	5	613	CLA	CMD-C2D	-2.14	1.46	1.50
38	Y	601	CHL	C1B-CHB	2.14	1.46	1.41
38	X	608	CHL	C1B-CHB	2.14	1.46	1.41
27	7	602	CLA	C3B-C2B	-2.14	1.37	1.40
27	U	603	CLA	CMC-C2C	-2.14	1.46	1.50
27	6	606	CLA	C3B-C2B	-2.13	1.37	1.40
37	V	1623	NEX	O24-C25	-2.13	1.43	1.46
27	8	606	CLA	CMC-C2C	-2.13	1.46	1.50
27	A	845	CLA	CMC-C2C	-2.13	1.46	1.50
27	9	606	CLA	CMD-C2D	-2.13	1.46	1.50
27	4	609	CLA	C3B-C2B	-2.13	1.37	1.40
27	1	603	CLA	CMC-C2C	-2.13	1.46	1.50
27	3	610	CLA	C3B-C2B	-2.13	1.37	1.40
27	2	607	CLA	C3B-CAB	-2.13	1.43	1.47
27	1	611	CLA	C3B-C2B	-2.13	1.37	1.40
27	A	833	CLA	C3B-CAB	-2.13	1.43	1.47
27	3	609	CLA	C4B-CHC	-2.13	1.35	1.41
27	7	615	CLA	CMD-C2D	-2.13	1.46	1.50
27	B	829	CLA	C4B-CHC	-2.13	1.35	1.41
38	Z	601	CHL	C4B-CHC	2.13	1.46	1.41
27	B	809	CLA	CMC-C2C	-2.13	1.46	1.50
27	B	825	CLA	CMC-C2C	-2.13	1.46	1.50

Continued on next page...

Continued from previous page...

Mol	Chain	Res	Type	Atoms	Z	Observed(Å)	Ideal(Å)
27	7	614	CLA	CMC-C2C	-2.13	1.46	1.50
27	B	828	CLA	C3B-CAB	-2.13	1.43	1.47
27	F	304	CLA	CMC-C2C	-2.13	1.46	1.50
27	A	827	CLA	C3B-CAB	-2.13	1.43	1.47
27	a	609	CLA	CMC-C2C	-2.13	1.46	1.50
27	B	815	CLA	CMC-C2C	-2.13	1.46	1.50
27	1	610	CLA	CMC-C2C	-2.13	1.46	1.50
27	5	606	CLA	C3B-CAB	-2.13	1.43	1.47
27	9	607	CLA	CMC-C2C	-2.13	1.46	1.50
27	A	810	CLA	CMC-C2C	-2.13	1.46	1.50
27	B	804	CLA	CMC-C2C	-2.13	1.46	1.50
27	9	614	CLA	CMD-C2D	-2.13	1.46	1.50
27	Y	603	CLA	CMD-C2D	-2.13	1.46	1.50
27	5	613	CLA	CMC-C2C	-2.12	1.46	1.50
27	X	603	CLA	CMD-C2D	-2.12	1.46	1.50
27	A	841	CLA	C3B-CAB	-2.12	1.43	1.47
27	4	607	CLA	C3B-C2B	-2.12	1.37	1.40
27	7	601	CLA	CMC-C2C	-2.12	1.46	1.50
27	6	614	CLA	C3B-C2B	-2.12	1.37	1.40
38	Z	606	CHL	C1B-CHB	2.12	1.46	1.41
27	A	810	CLA	C3B-CAB	-2.12	1.43	1.47
38	Y	605	CHL	C2C-C1C	2.12	1.49	1.44
27	a	611	CLA	CMD-C2D	-2.12	1.46	1.50
27	2	614	CLA	CMC-C2C	-2.12	1.46	1.50
27	4	609	CLA	CMC-C2C	-2.12	1.46	1.50
27	7	613	CLA	CMC-C2C	-2.12	1.46	1.50
38	U	608	CHL	C4B-CHC	2.12	1.46	1.41
27	7	603	CLA	CMC-C2C	-2.12	1.46	1.50
36	a	618	XAT	O24-C25	-2.12	1.43	1.46
27	H	202	CLA	C3B-CAB	-2.12	1.43	1.47
38	W	601	CHL	C4B-CHC	2.12	1.46	1.41
27	L	304	CLA	C3B-C2B	-2.12	1.37	1.40
36	V	1622	XAT	C2-C1	-2.12	1.51	1.54
27	B	812	CLA	CMD-C2D	-2.12	1.46	1.50
36	V	1622	XAT	O4-C5	-2.12	1.43	1.46
27	3	615	CLA	CMD-C2D	-2.12	1.46	1.50
27	a	606	CLA	C3B-C2B	-2.12	1.37	1.40
27	O	2002	CLA	CMC-C2C	-2.12	1.46	1.50
27	Y	614	CLA	CMD-C2D	-2.12	1.46	1.50
27	7	606	CLA	CMC-C2C	-2.11	1.46	1.50
38	Z	605	CHL	C1B-CHB	2.11	1.46	1.41
38	X	605	CHL	C1B-CHB	2.11	1.46	1.41

Continued on next page...

Continued from previous page...

Mol	Chain	Res	Type	Atoms	Z	Observed(Å)	Ideal(Å)
38	Y	605	CHL	C1B-CHB	2.11	1.46	1.41
27	6	601	CLA	CMC-C2C	-2.11	1.46	1.50
27	5	619	CLA	CMD-C2D	-2.11	1.46	1.50
27	8	612	CLA	C3B-C2B	-2.11	1.37	1.40
27	1	613	CLA	CMC-C2C	-2.11	1.46	1.50
27	2	613	CLA	CMC-C2C	-2.11	1.46	1.50
27	1	611	CLA	CMC-C2C	-2.11	1.46	1.50
27	7	612	CLA	C3B-C2B	-2.11	1.37	1.40
27	A	811	CLA	CMC-C2C	-2.11	1.46	1.50
27	9	611	CLA	CMD-C2D	-2.11	1.46	1.50
38	W	608	CHL	C4B-CHC	2.11	1.46	1.41
27	B	802	CLA	C3B-C2B	-2.11	1.37	1.40
27	a	612	CLA	CMC-C2C	-2.11	1.46	1.50
27	W	614	CLA	CMC-C2C	-2.11	1.46	1.50
27	5	617	CLA	C4B-CHC	-2.11	1.35	1.41
27	A	840	CLA	CMC-C2C	-2.11	1.46	1.50
27	A	828	CLA	CMC-C2C	-2.10	1.46	1.50
27	A	830	CLA	CMC-C2C	-2.10	1.46	1.50
27	5	614	CLA	C3B-C2B	-2.10	1.37	1.40
27	B	819	CLA	CMC-C2C	-2.10	1.46	1.50
36	W	1622	XAT	O4-C5	-2.10	1.43	1.46
27	Z	614	CLA	CMD-C2D	-2.10	1.46	1.50
27	5	612	CLA	CMC-C2C	-2.10	1.46	1.50
27	Z	613	CLA	CMD-C2D	-2.10	1.46	1.50
27	B	841	CLA	C3B-CAB	-2.10	1.43	1.47
27	B	802	CLA	CMC-C2C	-2.10	1.46	1.50
27	2	611	CLA	C3B-C2B	-2.10	1.37	1.40
30	6	622	BCR	C1-C6	-2.10	1.50	1.53
38	W	606	CHL	C3D-C4D	-2.10	1.39	1.44
27	V	612	CLA	C4B-CHC	-2.10	1.35	1.41
30	B	846	BCR	C30-C25	-2.10	1.50	1.53
27	6	607	CLA	CMC-C2C	-2.10	1.46	1.50
27	8	609	CLA	CMC-C2C	-2.10	1.46	1.50
27	9	614	CLA	CMC-C2C	-2.10	1.46	1.50
27	6	616	CLA	C3B-C2B	-2.10	1.37	1.40
35	Z	1620	LUT	C22-C21	-2.10	1.52	1.54
27	B	830	CLA	C3B-CAB	-2.10	1.43	1.47
27	A	819	CLA	MG-ND	-2.09	2.01	2.05
27	9	602	CLA	CMC-C2C	-2.09	1.46	1.50
38	X	606	CHL	C4C-C3C	2.09	1.48	1.45
27	9	601	CLA	C3B-C2B	-2.09	1.37	1.40
27	5	603	CLA	CMC-C2C	-2.09	1.46	1.50

Continued on next page...

Continued from previous page...

Mol	Chain	Res	Type	Atoms	Z	Observed(Å)	Ideal(Å)
27	A	809	CLA	C3B-C2B	-2.09	1.37	1.40
27	2	612	CLA	CMC-C2C	-2.09	1.46	1.50
27	4	610	CLA	C3B-C2B	-2.09	1.37	1.40
27	a	614	CLA	CMC-C2C	-2.09	1.46	1.50
27	8	601	CLA	CMC-C2C	-2.09	1.46	1.50
27	B	804	CLA	C3B-C2B	-2.09	1.37	1.40
27	B	827	CLA	C3B-C2B	-2.09	1.37	1.40
27	3	612	CLA	C3B-C2B	-2.09	1.37	1.40
38	Y	607	CHL	C4D-CHA	2.09	1.45	1.38
27	6	601	CLA	C3B-CAB	-2.09	1.43	1.47
38	W	601	CHL	C1B-CHB	2.09	1.46	1.41
38	Z	605	CHL	C2C-C1C	2.09	1.49	1.44
27	1	607	CLA	CMC-C2C	-2.09	1.46	1.50
27	3	608	CLA	C3B-CAB	-2.09	1.43	1.47
36	U	1622	XAT	O4-C5	-2.09	1.43	1.46
27	a	607	CLA	CMC-C2C	-2.09	1.46	1.50
27	1	612	CLA	CMC-C2C	-2.09	1.46	1.50
27	3	615	CLA	CMC-C2C	-2.09	1.46	1.50
27	X	610	CLA	CMD-C2D	-2.09	1.46	1.50
27	4	611	CLA	CMC-C2C	-2.09	1.46	1.50
27	B	808	CLA	C3B-CAB	-2.09	1.43	1.47
27	A	839	CLA	C3B-CAB	-2.09	1.43	1.47
27	5	611	CLA	C3B-C2B	-2.09	1.37	1.40
27	Y	602	CLA	CMD-C2D	-2.08	1.46	1.50
27	6	602	CLA	C3B-CAB	-2.08	1.43	1.47
38	W	607	CHL	C4D-CHA	2.08	1.45	1.38
27	a	604	CLA	CMC-C2C	-2.08	1.46	1.50
27	2	606	CLA	CMC-C2C	-2.08	1.46	1.50
27	4	606	CLA	CMD-C2D	-2.08	1.46	1.50
27	5	601	CLA	CMC-C2C	-2.08	1.46	1.50
27	B	821	CLA	C3B-C2B	-2.08	1.37	1.40
27	O	2003	CLA	C3B-C2B	-2.08	1.37	1.40
27	V	603	CLA	C4B-CHC	-2.08	1.35	1.41
27	6	620	CLA	CMC-C2C	-2.08	1.46	1.50
27	4	603	CLA	CMC-C2C	-2.08	1.46	1.50
27	K	201	CLA	C3B-C2B	-2.08	1.37	1.40
27	7	603	CLA	C3B-C2B	-2.08	1.37	1.40
27	A	833	CLA	CMC-C2C	-2.08	1.46	1.50
27	5	606	CLA	CMC-C2C	-2.08	1.46	1.50
27	U	614	CLA	C3B-CAB	-2.08	1.43	1.47
30	O	2005	BCR	C30-C25	-2.08	1.50	1.53
36	U	1622	XAT	C2-C1	-2.08	1.51	1.54

Continued on next page...

Continued from previous page...

Mol	Chain	Res	Type	Atoms	Z	Observed(Å)	Ideal(Å)
27	1	601	CLA	C3B-CAB	-2.08	1.43	1.47
27	B	814	CLA	C3B-C2B	-2.08	1.37	1.40
27	1	604	CLA	CMC-C2C	-2.08	1.46	1.50
27	5	611	CLA	CMD-C2D	-2.08	1.46	1.50
27	B	811	CLA	CMC-C2C	-2.08	1.46	1.50
27	F	303	CLA	CMC-C2C	-2.08	1.46	1.50
27	2	603	CLA	CMC-C2C	-2.08	1.46	1.50
35	X	1621	LUT	C22-C21	-2.08	1.52	1.54
27	V	611	CLA	C3B-CAB	-2.08	1.43	1.47
38	U	606	CHL	C1C-NC	-2.08	1.34	1.37
27	a	601	CLA	C3B-CAB	-2.08	1.43	1.47
27	a	611	CLA	CMC-C2C	-2.08	1.46	1.50
27	1	608	CLA	CMC-C2C	-2.08	1.46	1.50
27	1	609	CLA	CMC-C2C	-2.07	1.46	1.50
27	9	604	CLA	CMC-C2C	-2.07	1.46	1.50
27	A	819	CLA	C3B-C2B	-2.07	1.37	1.40
38	V	608	CHL	C3D-C4D	-2.07	1.39	1.44
27	B	841	CLA	C3B-C2B	-2.07	1.37	1.40
27	G	204	CLA	C3B-C2B	-2.07	1.37	1.40
27	L	304	CLA	CMC-C2C	-2.07	1.46	1.50
27	B	820	CLA	CMC-C2C	-2.07	1.46	1.50
27	9	609	CLA	CMC-C2C	-2.07	1.46	1.50
27	7	607	CLA	C3B-CAB	-2.07	1.43	1.47
27	W	614	CLA	C3B-CAB	-2.07	1.43	1.47
38	U	606	CHL	C3D-C4D	-2.07	1.39	1.44
27	3	614	CLA	C3B-C2B	-2.07	1.37	1.40
27	a	602	CLA	C3B-CAB	-2.07	1.43	1.47
27	B	816	CLA	C3B-C2B	-2.07	1.37	1.40
30	L	308	BCR	C30-C25	-2.07	1.50	1.53
30	A	851	BCR	C1-C6	-2.07	1.50	1.53
27	2	609	CLA	CMC-C2C	-2.07	1.46	1.50
27	8	614	CLA	CMC-C2C	-2.07	1.46	1.50
38	V	601	CHL	C4C-C3C	2.06	1.48	1.45
27	a	601	CLA	CMC-C2C	-2.06	1.46	1.50
27	A	812	CLA	CMC-C2C	-2.06	1.46	1.50
27	8	616	CLA	CMD-C2D	-2.06	1.46	1.50
38	V	605	CHL	C1C-NC	-2.06	1.34	1.37
27	W	603	CLA	CMC-C2C	-2.06	1.46	1.50
38	V	608	CHL	C4B-CHC	2.06	1.46	1.41
27	4	611	CLA	C3B-C2B	-2.06	1.37	1.40
27	7	609	CLA	CMC-C2C	-2.06	1.46	1.50
27	3	612	CLA	CMC-C2C	-2.06	1.46	1.50

Continued on next page...

Continued from previous page...

Mol	Chain	Res	Type	Atoms	Z	Observed(Å)	Ideal(Å)
27	a	606	CLA	CMC-C2C	-2.06	1.46	1.50
27	A	815	CLA	C3B-CAB	-2.06	1.43	1.47
27	1	607	CLA	C3B-CAB	-2.06	1.43	1.47
27	L	306	CLA	C3B-C2B	-2.06	1.37	1.40
27	A	804	CLA	CMC-C2C	-2.06	1.46	1.50
27	a	607	CLA	C3B-CAB	-2.06	1.43	1.47
27	9	603	CLA	C4B-CHC	-2.06	1.35	1.41
27	B	820	CLA	C3B-C2B	-2.06	1.37	1.40
27	B	830	CLA	CMC-C2C	-2.06	1.46	1.50
27	Y	610	CLA	CMD-C2D	-2.06	1.46	1.50
38	V	608	CHL	C1C-NC	-2.06	1.34	1.37
27	3	610	CLA	C3B-CAB	-2.06	1.43	1.47
27	Y	611	CLA	CMD-C2D	-2.06	1.46	1.50
27	Y	612	CLA	CMD-C2D	-2.06	1.46	1.50
27	Y	613	CLA	CMD-C2D	-2.06	1.46	1.50
38	W	607	CHL	C1B-CHB	2.06	1.46	1.41
27	B	802	CLA	C3B-CAB	-2.06	1.43	1.47
27	J	101	CLA	CMC-C2C	-2.05	1.46	1.50
28	A	844	PQN	C11-C3	2.05	1.54	1.51
27	B	805	CLA	C3B-C2B	-2.05	1.37	1.40
27	A	823	CLA	CMC-C2C	-2.05	1.46	1.50
27	B	834	CLA	C3B-CAB	-2.05	1.43	1.47
35	7	619	LUT	C1-C6	-2.05	1.50	1.53
27	8	602	CLA	C3B-CAB	-2.05	1.43	1.47
27	V	612	CLA	C3B-CAB	-2.05	1.43	1.47
27	W	613	CLA	C3B-CAB	-2.05	1.43	1.47
38	W	606	CHL	C1B-NB	-2.05	1.33	1.35
27	3	611	CLA	CMC-C2C	-2.05	1.46	1.50
27	A	819	CLA	C3B-CAB	-2.05	1.43	1.47
27	X	602	CLA	CMD-C2D	-2.05	1.46	1.50
27	5	611	CLA	CMC-C2C	-2.05	1.46	1.50
27	5	614	CLA	CMC-C2C	-2.05	1.46	1.50
27	B	833	CLA	C3B-CAB	-2.05	1.43	1.47
27	6	614	CLA	CMC-C2C	-2.05	1.46	1.50
27	4	618	CLA	CMD-C2D	-2.05	1.46	1.50
38	Z	607	CHL	C1B-CHB	2.05	1.46	1.41
27	4	612	CLA	CMD-C2D	-2.05	1.46	1.50
36	Z	1622	XAT	O24-C25	-2.05	1.43	1.46
27	1	614	CLA	CMC-C2C	-2.05	1.46	1.50
27	5	617	CLA	C3B-CAB	-2.05	1.43	1.47
27	9	606	CLA	C3B-CAB	-2.05	1.43	1.47
27	B	810	CLA	CMC-C2C	-2.05	1.46	1.50

Continued on next page...

Continued from previous page...

Mol	Chain	Res	Type	Atoms	Z	Observed(Å)	Ideal(Å)
27	1	606	CLA	C3B-C2B	-2.05	1.37	1.40
27	6	618	CLA	CMC-C2C	-2.05	1.46	1.50
27	A	834	CLA	C3B-C2B	-2.05	1.37	1.40
27	5	602	CLA	C3B-CAB	-2.05	1.43	1.47
27	a	614	CLA	C3B-C2B	-2.04	1.37	1.40
27	2	616	CLA	CMC-C2C	-2.04	1.46	1.50
27	4	607	CLA	CMC-C2C	-2.04	1.46	1.50
38	X	605	CHL	C2C-C1C	2.04	1.49	1.44
27	2	606	CLA	C3B-C2B	-2.04	1.37	1.40
38	V	607	CHL	C3D-C4D	-2.04	1.39	1.44
38	Y	607	CHL	C1B-CHB	2.04	1.46	1.41
27	Y	610	CLA	C3B-C2B	-2.04	1.37	1.40
27	8	604	CLA	CMC-C2C	-2.04	1.46	1.50
27	B	838	CLA	CMC-C2C	-2.04	1.46	1.50
27	1	606	CLA	CMC-C2C	-2.04	1.46	1.50
38	U	601	CHL	C1B-CHB	2.04	1.46	1.41
27	8	606	CLA	C3B-CAB	-2.04	1.43	1.47
27	8	609	CLA	C3B-CAB	-2.04	1.43	1.47
38	X	606	CHL	C2C-C1C	2.04	1.48	1.44
27	A	832	CLA	CMC-C2C	-2.04	1.46	1.50
27	B	818	CLA	C3B-CAB	-2.04	1.43	1.47
27	A	828	CLA	C3B-CAB	-2.04	1.43	1.47
27	O	2001	CLA	C3B-C2B	-2.04	1.37	1.40
27	B	823	CLA	CMC-C2C	-2.04	1.46	1.50
27	A	808	CLA	C3B-CAB	-2.04	1.43	1.47
27	H	203	CLA	C3B-C2B	-2.04	1.37	1.40
27	H	202	CLA	CMD-C2D	-2.04	1.46	1.50
27	B	816	CLA	CMC-C2C	-2.04	1.46	1.50
27	A	805	CLA	C3B-CAB	-2.04	1.43	1.47
36	8	620	XAT	O24-C25	-2.04	1.43	1.46
38	W	605	CHL	C4C-C3C	2.04	1.48	1.45
27	X	602	CLA	CMC-C2C	-2.04	1.46	1.50
27	A	837	CLA	CMC-C2C	-2.03	1.46	1.50
27	J	101	CLA	C3B-CAB	-2.03	1.43	1.47
27	6	617	CLA	C3B-C2B	-2.03	1.37	1.40
38	U	608	CHL	C3D-C4D	-2.03	1.39	1.44
27	B	817	CLA	CMC-C2C	-2.03	1.46	1.50
27	X	611	CLA	CMD-C2D	-2.03	1.46	1.50
27	B	824	CLA	C3B-CAB	-2.03	1.43	1.47
27	B	807	CLA	C4B-CHC	-2.03	1.35	1.41
27	U	603	CLA	CAC-C3C	-2.03	1.45	1.51
38	W	606	CHL	C1C-NC	-2.03	1.34	1.37

Continued on next page...

Continued from previous page...

Mol	Chain	Res	Type	Atoms	Z	Observed(Å)	Ideal(Å)
28	B	842	PQN	C2-C1	2.03	1.52	1.48
27	B	826	CLA	CMC-C2C	-2.03	1.46	1.50
27	a	612	CLA	C3B-C2B	-2.03	1.37	1.40
27	H	202	CLA	CMC-C2C	-2.03	1.46	1.50
36	7	620	XAT	O24-C25	-2.03	1.43	1.46
27	A	822	CLA	C3B-C2B	-2.03	1.37	1.40
27	G	204	CLA	CMC-C2C	-2.03	1.46	1.50
27	U	604	CLA	CMC-C2C	-2.03	1.46	1.50
27	A	823	CLA	C3B-CAB	-2.03	1.43	1.47
27	B	806	CLA	C3B-CAB	-2.03	1.43	1.47
38	V	607	CHL	C4C-C3C	2.03	1.48	1.45
27	L	302	CLA	CMC-C2C	-2.03	1.46	1.50
27	3	611	CLA	CMD-C2D	-2.03	1.46	1.50
27	2	614	CLA	C3B-C2B	-2.03	1.37	1.40
27	V	611	CLA	C4B-CHC	-2.03	1.35	1.41
27	A	831	CLA	C3B-CAB	-2.03	1.43	1.47
27	B	822	CLA	C3B-CAB	-2.03	1.43	1.47
27	A	814	CLA	C3B-CAB	-2.03	1.43	1.47
27	A	831	CLA	C4B-CHC	-2.02	1.35	1.41
27	A	813	CLA	C3B-C2B	-2.02	1.37	1.40
27	3	617	CLA	C3B-CAB	-2.02	1.43	1.47
27	A	814	CLA	C3B-C2B	-2.02	1.37	1.40
27	3	604	CLA	C3B-C2B	-2.02	1.37	1.40
38	V	605	CHL	C4B-CHC	2.02	1.46	1.41
27	A	801	CLA	C4B-CHC	-2.02	1.35	1.41
27	A	841	CLA	CMC-C2C	-2.02	1.46	1.50
27	X	613	CLA	CMD-C2D	-2.02	1.46	1.50
27	2	602	CLA	C3B-CAB	-2.02	1.43	1.47
27	W	603	CLA	C4B-CHC	-2.02	1.35	1.41
27	A	802	CLA	C3B-CAB	-2.02	1.43	1.47
27	U	613	CLA	C3B-CAB	-2.02	1.43	1.47
27	B	831	CLA	CMC-C2C	-2.02	1.46	1.50
27	X	604	CLA	CMD-C2D	-2.02	1.46	1.50
27	5	608	CLA	C3B-CAB	-2.02	1.43	1.47
38	V	607	CHL	C4B-CHC	2.02	1.46	1.41
27	B	840	CLA	CMC-C2C	-2.02	1.46	1.50
27	7	606	CLA	C3B-CAB	-2.02	1.43	1.47
27	1	602	CLA	C3B-CAB	-2.02	1.43	1.47
27	V	613	CLA	C4B-CHC	-2.02	1.35	1.41
38	X	608	CHL	C4D-CHA	2.02	1.45	1.38
27	a	608	CLA	CMC-C2C	-2.01	1.46	1.50
27	X	614	CLA	CMD-C2D	-2.01	1.46	1.50

Continued on next page...

Continued from previous page...

Mol	Chain	Res	Type	Atoms	Z	Observed(Å)	Ideal(Å)
27	9	609	CLA	C3B-C2B	-2.01	1.37	1.40
27	V	602	CLA	MG-ND	-2.01	2.01	2.05
27	W	604	CLA	CMC-C2C	-2.01	1.46	1.50
27	8	608	CLA	C3B-CAB	-2.01	1.43	1.47
30	L	308	BCR	C1-C6	-2.01	1.51	1.53
27	Y	604	CLA	CMD-C2D	-2.01	1.46	1.50
27	K	204	CLA	C3B-C2B	-2.01	1.37	1.40
27	7	603	CLA	C3B-CAB	-2.01	1.43	1.47
36	3	619	XAT	O4-C5	-2.01	1.43	1.46
27	X	610	CLA	C3B-C2B	-2.01	1.37	1.40
27	2	611	CLA	CMC-C2C	-2.01	1.46	1.50
27	6	616	CLA	CMC-C2C	-2.01	1.46	1.50
27	A	817	CLA	C3B-C2B	-2.01	1.37	1.40
27	7	604	CLA	C3B-CAB	-2.01	1.43	1.47
27	2	607	CLA	CMC-C2C	-2.01	1.46	1.50
27	1	601	CLA	CMC-C2C	-2.01	1.46	1.50
27	a	603	CLA	C3B-C2B	-2.01	1.37	1.40
27	X	612	CLA	CMD-C2D	-2.01	1.46	1.50
36	5	621	XAT	O24-C25	-2.01	1.43	1.46
36	9	620	XAT	O4-C5	-2.01	1.43	1.46
27	8	613	CLA	C3B-CAB	-2.01	1.43	1.47
27	4	612	CLA	CMC-C2C	-2.01	1.46	1.50
27	U	603	CLA	C4B-CHC	-2.01	1.35	1.41
27	L	302	CLA	C3B-CAB	-2.01	1.43	1.47
27	V	610	CLA	C4B-CHC	-2.01	1.35	1.41
27	G	203	CLA	C3B-C2B	-2.00	1.37	1.40
27	B	819	CLA	C3B-CAB	-2.00	1.43	1.47
27	U	604	CLA	C4B-CHC	-2.00	1.35	1.41
37	U	1623	NEX	O24-C25	-2.00	1.43	1.46
27	4	601	CLA	CMC-C2C	-2.00	1.46	1.50
27	B	813	CLA	C3B-CAB	-2.00	1.43	1.47
27	U	611	CLA	C3B-CAB	-2.00	1.43	1.47
35	Y	1620	LUT	C22-C21	-2.00	1.52	1.54
38	Y	606	CHL	C2C-C1C	2.00	1.48	1.44
27	9	602	CLA	C3B-CAB	-2.00	1.43	1.47
27	6	611	CLA	CMC-C2C	-2.00	1.46	1.50
27	9	603	CLA	CMC-C2C	-2.00	1.46	1.50
27	W	603	CLA	CAC-C3C	-2.00	1.46	1.51
27	6	612	CLA	C3B-C2B	-2.00	1.37	1.40
27	H	203	CLA	CMC-C2C	-2.00	1.46	1.50
27	3	607	CLA	CMC-C2C	-2.00	1.46	1.50
27	B	815	CLA	C4B-CHC	-2.00	1.35	1.41

Continued on next page...

Continued from previous page...

Mol	Chain	Res	Type	Atoms	Z	Observed(Å)	Ideal(Å)
27	A	824	CLA	C3B-C2B	-2.00	1.37	1.40
27	1	607	CLA	C3B-C2B	-2.00	1.37	1.40
27	9	601	CLA	CMC-C2C	-2.00	1.46	1.50

All (4865) bond angle outliers are listed below:

Mol	Chain	Res	Type	Atoms	Z	Observed(°)	Ideal(°)
38	W	606	CHL	O2A-CGA-O1A	-17.62	79.39	123.30
30	B	852	BCR	C32-C1-C6	-14.75	86.38	110.30
38	W	606	CHL	O2A-CGA-CBA	14.42	160.37	114.03
30	6	622	BCR	C40-C30-C25	-14.02	87.56	110.30
36	U	1622	XAT	C37-C21-C36	-14.00	86.72	107.37
36	W	1622	XAT	C37-C21-C36	-13.99	86.74	107.37
36	Y	1622	XAT	C37-C21-C36	-13.83	86.97	107.37
36	X	1622	XAT	C37-C21-C36	-13.80	87.02	107.37
36	Z	1622	XAT	C37-C21-C36	-13.63	87.26	107.37
38	W	606	CHL	O1A-CGA-CBA	-13.10	81.00	123.08
36	U	1622	XAT	C37-C21-C22	-12.79	86.76	108.98
36	W	1622	XAT	C37-C21-C22	-12.79	86.76	108.98
30	3	620	BCR	C7-C8-C9	12.49	145.10	126.23
36	Z	1622	XAT	C37-C21-C22	-12.35	87.53	108.98
36	X	1622	XAT	C37-C21-C22	-12.30	87.61	108.98
36	Y	1622	XAT	C37-C21-C22	-12.28	87.65	108.98
30	3	620	BCR	C40-C30-C25	-12.01	90.83	110.30
30	O	2005	BCR	C40-C30-C25	-11.16	92.19	110.30
30	6	622	BCR	C39-C30-C25	11.05	128.22	110.30
30	K	207	BCR	C40-C30-C25	-10.63	93.06	110.30
37	W	1623	NEX	O24-C25-C24	9.30	120.37	113.38
37	U	1623	NEX	O24-C25-C24	9.29	120.36	113.38
37	V	1623	NEX	O24-C25-C24	9.18	120.28	113.38
37	X	1623	NEX	O24-C25-C24	9.08	120.20	113.38
37	Y	1623	NEX	O24-C25-C24	9.06	120.19	113.38
37	Z	1623	NEX	O24-C25-C24	8.82	120.01	113.38
36	X	1622	XAT	O24-C25-C24	8.80	120.00	113.38
36	Y	1622	XAT	O24-C25-C24	8.79	119.99	113.38
36	W	1622	XAT	O24-C25-C24	8.72	119.94	113.38
38	Y	601	CHL	CMD-C2D-C1D	8.71	140.06	124.71
30	3	620	BCR	C39-C30-C25	8.70	124.41	110.30
38	U	601	CHL	CMD-C2D-C1D	8.69	140.03	124.71
36	U	1622	XAT	O24-C25-C24	8.62	119.86	113.38
38	W	601	CHL	CMD-C2D-C1D	8.58	139.84	124.71
38	X	601	CHL	CMD-C2D-C1D	8.54	139.77	124.71

Continued on next page...

Continued from previous page...

Mol	Chain	Res	Type	Atoms	Z	Observed(°)	Ideal(°)
38	X	607	CHL	C2C-C3C-C4C	-8.54	100.40	106.49
38	Z	607	CHL	C1D-ND-C4D	-8.54	100.27	106.33
30	3	620	BCR	C4-C5-C6	-8.53	110.34	122.73
38	Y	607	CHL	C2C-C3C-C4C	-8.48	100.44	106.49
38	V	601	CHL	CMD-C2D-C1D	8.45	139.60	124.71
38	X	608	CHL	CMD-C2D-C1D	8.42	139.55	124.71
38	X	607	CHL	CMD-C2D-C1D	8.36	139.45	124.71
38	Z	601	CHL	CMD-C2D-C1D	8.33	139.40	124.71
38	Y	607	CHL	CMD-C2D-C1D	8.33	139.40	124.71
38	Z	609	CHL	CMD-C2D-C1D	8.32	139.37	124.71
38	V	609	CHL	CMD-C2D-C1D	8.27	139.29	124.71
38	U	609	CHL	CMD-C2D-C1D	8.24	139.23	124.71
30	B	852	BCR	C32-C1-C31	-8.23	83.26	108.53
38	W	609	CHL	CMD-C2D-C1D	8.22	139.21	124.71
36	V	1622	XAT	O24-C25-C24	8.21	119.55	113.38
38	Y	609	CHL	CMD-C2D-C1D	8.17	139.11	124.71
38	X	601	CHL	C1D-ND-C4D	-8.15	100.54	106.33
38	Z	607	CHL	CMD-C2D-C1D	8.12	139.02	124.71
38	W	601	CHL	C1D-ND-C4D	-8.10	100.58	106.33
30	O	2004	BCR	C33-C5-C6	8.10	133.62	124.53
38	Y	601	CHL	C1D-ND-C4D	-8.07	100.60	106.33
38	V	601	CHL	C1D-ND-C4D	-8.06	100.61	106.33
38	U	601	CHL	C1D-ND-C4D	-8.05	100.62	106.33
38	X	609	CHL	CMD-C2D-C1D	8.05	138.90	124.71
38	X	608	CHL	C2C-C3C-C4C	-8.05	100.75	106.49
38	Z	601	CHL	C1D-ND-C4D	-7.94	100.69	106.33
38	W	607	CHL	C2C-C3C-C4C	-7.86	100.66	106.49
38	X	607	CHL	C1D-ND-C4D	-7.86	100.75	106.33
38	W	607	CHL	CMD-C2D-C1D	7.82	138.50	124.71
38	X	609	CHL	C1D-ND-C4D	-7.81	100.79	106.33
38	Z	607	CHL	C2C-C3C-C4C	-7.80	100.93	106.49
38	U	605	CHL	C4D-CHA-C1A	-7.80	111.76	121.25
38	W	605	CHL	C4D-CHA-C1A	-7.78	111.78	121.25
30	3	620	BCR	C30-C25-C26	-7.77	111.67	122.61
38	U	609	CHL	C1D-ND-C4D	-7.73	100.84	106.33
38	W	609	CHL	C1D-ND-C4D	-7.73	100.85	106.33
36	U	1622	XAT	C36-C21-C22	7.70	122.36	108.98
36	W	1622	XAT	C36-C21-C22	7.70	122.36	108.98
36	7	620	XAT	O4-C5-C4	7.68	119.15	113.38
36	5	621	XAT	O4-C5-C4	7.66	119.13	113.38
36	Y	1622	XAT	C36-C21-C22	7.62	122.23	108.98
36	X	1622	XAT	C36-C21-C22	7.61	122.21	108.98

Continued on next page...

Continued from previous page...

Mol	Chain	Res	Type	Atoms	Z	Observed(°)	Ideal(°)
38	X	605	CHL	C4D-CHA-C1A	-7.55	112.06	121.25
38	X	608	CHL	C1D-ND-C4D	-7.54	100.98	106.33
38	Y	605	CHL	C4D-CHA-C1A	-7.53	112.08	121.25
35	5	620	LUT	C8-C7-C6	-7.53	106.06	127.20
30	O	2005	BCR	C39-C30-C25	7.46	122.41	110.30
30	3	620	BCR	C23-C24-C25	-7.41	106.40	127.20
38	V	605	CHL	C4D-CHA-C1A	-7.40	112.24	121.25
38	W	606	CHL	C4D-CHA-C1A	-7.36	112.29	121.25
38	Y	609	CHL	C1D-ND-C4D	-7.35	101.11	106.33
30	3	620	BCR	C34-C9-C8	7.34	129.63	118.08
38	U	606	CHL	C4D-CHA-C1A	-7.33	112.33	121.25
36	a	618	XAT	O4-C5-C4	7.33	118.89	113.38
38	Z	609	CHL	CHD-C1D-ND	-7.29	117.75	124.45
36	Z	1622	XAT	C36-C21-C22	7.24	121.56	108.98
36	1	618	XAT	O4-C5-C4	7.23	118.81	113.38
36	3	619	XAT	O24-C25-C24	7.21	118.80	113.38
38	X	606	CHL	C4D-CHA-C1A	-7.20	112.48	121.25
35	2	619	LUT	C8-C7-C6	-7.19	107.01	127.20
30	J	102	BCR	C28-C27-C26	-7.17	101.27	114.08
36	5	621	XAT	O24-C25-C24	7.14	118.75	113.38
38	Y	606	CHL	C4D-CHA-C1A	-7.14	112.56	121.25
38	V	609	CHL	C1D-ND-C4D	-7.13	101.27	106.33
38	W	608	CHL	C4D-CHA-C1A	-7.12	112.59	121.25
38	V	609	CHL	CHD-C1D-ND	-7.10	117.93	124.45
38	X	609	CHL	C2C-C3C-C4C	-7.10	101.43	106.49
35	W	1620	LUT	C8-C7-C6	-7.09	107.29	127.20
30	3	620	BCR	C8-C9-C10	-7.08	108.07	118.94
35	U	1620	LUT	C8-C7-C6	-7.08	107.32	127.20
36	4	620	XAT	O4-C5-C4	7.07	118.69	113.38
38	V	606	CHL	C4D-CHA-C1A	-7.06	112.66	121.25
38	Z	605	CHL	C4D-CHA-C1A	-7.03	112.70	121.25
38	U	608	CHL	C4D-CHA-C1A	-7.03	112.70	121.25
36	7	620	XAT	O24-C25-C24	6.99	118.63	113.38
30	8	621	BCR	C8-C7-C6	-6.97	107.62	127.20
38	Z	606	CHL	C4D-CHA-C1A	-6.97	112.77	121.25
30	B	852	BCR	C31-C1-C6	6.96	121.59	110.30
35	7	619	LUT	C8-C7-C6	-6.96	107.66	127.20
38	U	601	CHL	C2C-C3C-C4C	-6.96	101.53	106.49
38	X	601	CHL	C2C-C3C-C4C	-6.96	101.53	106.49
36	Z	1622	XAT	O24-C25-C24	6.95	118.61	113.38
38	Z	601	CHL	C2C-C3C-C4C	-6.93	101.55	106.49
35	X	1620	LUT	C8-C7-C6	-6.93	107.75	127.20

Continued on next page...

Continued from previous page...

Mol	Chain	Res	Type	Atoms	Z	Observed(°)	Ideal(°)
35	Y	1620	LUT	C8-C7-C6	-6.92	107.77	127.20
38	W	601	CHL	C2C-C3C-C4C	-6.92	101.56	106.49
38	V	608	CHL	C4D-CHA-C1A	-6.91	112.84	121.25
36	8	620	XAT	O24-C25-C24	6.90	118.56	113.38
38	Z	607	CHL	C2D-C1D-ND	6.90	115.19	110.10
38	Z	609	CHL	C2C-C3C-C4C	-6.86	101.60	106.49
36	V	1622	XAT	C38-C25-C26	-6.82	110.83	122.26
36	X	1622	XAT	O4-C5-C4	6.81	118.50	113.38
37	6	624	NEX	O24-C25-C24	6.81	118.50	113.38
38	Y	609	CHL	C2C-C3C-C4C	-6.80	101.64	106.49
38	W	609	CHL	CHD-C1D-ND	-6.80	118.20	124.45
30	3	620	BCR	C40-C30-C39	-6.80	87.66	108.53
38	V	601	CHL	C2C-C3C-C4C	-6.79	101.65	106.49
36	Y	1622	XAT	O4-C5-C4	6.79	118.48	113.38
38	U	609	CHL	CHD-C1D-ND	-6.78	118.22	124.45
38	Y	601	CHL	C2C-C3C-C4C	-6.78	101.66	106.49
38	W	609	CHL	C2C-C3C-C4C	-6.76	101.67	106.49
38	Y	608	CHL	C4D-CHA-C1A	-6.76	113.03	121.25
38	Z	608	CHL	C4D-CHA-C1A	-6.75	113.04	121.25
36	Z	1622	XAT	O4-C5-C4	6.74	118.45	113.38
38	Y	607	CHL	C1D-ND-C4D	-6.73	101.56	106.33
38	X	601	CHL	CHD-C1D-ND	-6.71	118.29	124.45
30	B	849	BCR	C23-C24-C25	-6.69	108.40	127.20
36	3	619	XAT	O4-C5-C4	6.69	118.41	113.38
38	Z	601	CHL	CHD-C1D-ND	-6.68	118.32	124.45
38	V	607	CHL	C4D-CHA-C1A	-6.67	113.13	121.25
30	2	623	BCR	C28-C27-C26	-6.67	102.17	114.08
38	U	609	CHL	C2C-C3C-C4C	-6.62	101.77	106.49
38	Y	609	CHL	CHD-C1D-ND	-6.62	118.37	124.45
38	W	607	CHL	C1D-ND-C4D	-6.62	101.63	106.33
38	Y	601	CHL	CHD-C1D-ND	-6.61	118.38	124.45
38	V	609	CHL	C2C-C3C-C4C	-6.61	101.78	106.49
38	U	601	CHL	CHD-C1D-ND	-6.61	118.38	124.45
38	Z	609	CHL	C1D-ND-C4D	-6.60	101.65	106.33
38	X	609	CHL	CHD-C1D-ND	-6.60	118.39	124.45
38	X	608	CHL	CHD-C1D-ND	-6.57	118.42	124.45
27	V	603	CLA	C4A-NA-C1A	6.57	109.66	106.71
35	6	619	LUT	C8-C7-C6	-6.55	108.81	127.20
30	6	622	BCR	C40-C30-C39	-6.55	88.44	108.53
38	Z	601	CHL	C2D-C1D-ND	6.51	114.90	110.10
38	W	601	CHL	CHD-C1D-ND	-6.50	118.48	124.45
38	V	601	CHL	CHD-C1D-ND	-6.50	118.48	124.45

Continued on next page...

Continued from previous page...

Mol	Chain	Res	Type	Atoms	Z	Observed(°)	Ideal(°)
27	A	815	CLA	C4A-NA-C1A	6.47	109.62	106.71
38	X	601	CHL	C2D-C1D-ND	6.46	114.87	110.10
36	2	620	XAT	O4-C5-C4	6.46	118.24	113.38
30	3	622	BCR	C3-C4-C5	-6.45	102.57	114.08
38	V	601	CHL	C2D-C1D-ND	6.44	114.85	110.10
30	O	2004	BCR	C4-C5-C6	-6.43	113.40	122.73
38	V	606	CHL	CHD-C4C-C3C	-6.40	115.43	124.84
38	W	601	CHL	C2D-C1D-ND	6.38	114.81	110.10
30	B	845	BCR	C37-C22-C21	-6.38	113.98	122.92
38	Y	607	CHL	CHD-C1D-ND	-6.37	118.60	124.45
38	U	607	CHL	C4D-CHA-C1A	-6.37	113.50	121.25
27	A	834	CLA	C4A-NA-C1A	6.35	109.56	106.71
30	5	622	BCR	C40-C30-C25	6.33	120.56	110.30
38	Y	601	CHL	C2D-C1D-ND	6.33	114.77	110.10
36	W	1622	XAT	C38-C25-C26	-6.33	111.66	122.26
30	6	622	BCR	C30-C25-C26	-6.30	113.73	122.61
36	U	1622	XAT	C38-C25-C26	-6.28	111.74	122.26
27	Z	603	CLA	C4A-NA-C1A	6.28	109.53	106.71
30	K	207	BCR	C40-C30-C39	-6.27	89.28	108.53
38	Z	607	CHL	CHD-C1D-ND	-6.27	118.69	124.45
38	U	601	CHL	C2D-C1D-ND	6.27	114.72	110.10
30	O	2004	BCR	C8-C7-C6	-6.26	109.61	127.20
38	X	608	CHL	C2D-C1D-ND	6.26	114.72	110.10
36	9	620	XAT	O24-C25-C24	6.25	118.08	113.38
36	W	1622	XAT	O4-C5-C4	6.24	118.07	113.38
38	X	607	CHL	CHD-C1D-ND	-6.24	118.72	124.45
30	L	301	BCR	C8-C7-C6	-6.23	109.70	127.20
38	X	609	CHL	C2D-C1D-ND	6.22	114.69	110.10
30	F	305	BCR	C28-C27-C26	-6.20	103.00	114.08
36	U	1622	XAT	O4-C5-C4	6.20	118.04	113.38
36	8	620	XAT	O4-C5-C4	6.17	118.02	113.38
38	W	609	CHL	C2D-C1D-ND	6.17	114.65	110.10
30	3	622	BCR	C38-C26-C25	-6.17	117.61	124.53
38	X	607	CHL	C2D-C1D-ND	6.16	114.64	110.10
30	B	852	BCR	C34-C9-C10	-6.15	114.30	122.92
30	O	2005	BCR	C40-C30-C39	-6.14	89.67	108.53
36	W	1622	XAT	C18-C5-C6	-6.10	112.04	122.26
38	U	609	CHL	C2D-C1D-ND	6.10	114.60	110.10
38	U	607	CHL	C2C-C3C-C4C	-6.09	102.15	106.49
30	B	846	BCR	C23-C24-C25	-6.09	110.10	127.20
27	B	806	CLA	C4A-NA-C1A	6.08	109.44	106.71
27	B	840	CLA	C4A-NA-C1A	6.06	109.43	106.71

Continued on next page...

Continued from previous page...

Mol	Chain	Res	Type	Atoms	Z	Observed(°)	Ideal(°)
27	A	826	CLA	CMB-C2B-C1B	-6.06	119.15	128.46
30	4	621	BCR	C40-C30-C25	6.06	120.13	110.30
27	7	603	CLA	C4A-NA-C1A	6.06	109.43	106.71
27	8	603	CLA	C4A-NA-C1A	6.06	109.43	106.71
38	W	607	CHL	CHD-C1D-ND	-6.05	118.89	124.45
28	A	844	PQN	C11-C12-C13	-6.05	116.71	126.79
36	V	1622	XAT	O4-C5-C4	6.05	117.93	113.38
36	U	1622	XAT	C18-C5-C6	-6.04	112.13	122.26
27	A	809	CLA	C4A-NA-C1A	6.04	109.42	106.71
36	a	618	XAT	O24-C25-C24	6.04	117.92	113.38
36	1	618	XAT	O24-C25-C24	6.04	117.92	113.38
38	Y	609	CHL	C2D-C1D-ND	6.03	114.55	110.10
27	A	806	CLA	C4A-NA-C1A	6.03	109.42	106.71
36	V	1622	XAT	C18-C5-C6	-6.01	112.19	122.26
36	9	620	XAT	O4-C5-C4	5.99	117.88	113.38
27	5	601	CLA	C4A-NA-C1A	5.95	109.38	106.71
27	A	814	CLA	C4A-NA-C1A	5.95	109.38	106.71
36	2	620	XAT	O24-C25-C24	5.92	117.83	113.38
37	X	1623	NEX	C11-C10-C9	-5.92	118.86	127.31
37	Y	1623	NEX	C11-C10-C9	-5.91	118.87	127.31
30	8	621	BCR	C40-C30-C25	5.91	119.89	110.30
30	B	849	BCR	C28-C27-C26	-5.90	103.54	114.08
30	O	2005	BCR	C24-C23-C22	-5.90	117.33	126.23
38	W	606	CHL	CHD-C4C-C3C	-5.88	116.19	124.84
27	4	618	CLA	C4A-NA-C1A	5.88	109.35	106.71
30	8	621	BCR	C23-C24-C25	-5.88	110.69	127.20
27	W	614	CLA	C4A-NA-C1A	5.88	109.35	106.71
27	W	603	CLA	C4A-NA-C1A	5.87	109.35	106.71
27	A	821	CLA	C4A-NA-C1A	5.87	109.34	106.71
27	A	819	CLA	C4A-NA-C1A	5.87	109.34	106.71
36	3	619	XAT	C38-C25-C26	-5.86	112.44	122.26
27	3	615	CLA	CMB-C2B-C1B	-5.86	119.46	128.46
38	U	607	CHL	CHD-C4C-C3C	-5.85	116.23	124.84
27	B	837	CLA	C4A-NA-C1A	5.85	109.34	106.71
27	6	618	CLA	C4A-NA-C1A	5.85	109.33	106.71
38	U	606	CHL	CHD-C4C-C3C	-5.84	116.25	124.84
30	A	856	BCR	C8-C7-C6	-5.84	110.81	127.20
38	V	606	CHL	C2C-C3C-C4C	-5.83	102.33	106.49
27	K	204	CLA	C4A-NA-C1A	5.83	109.33	106.71
27	8	610	CLA	CMB-C2B-C1B	-5.82	119.51	128.46
36	Z	1622	XAT	C38-C25-C26	-5.82	112.50	122.26
28	B	842	PQN	C11-C12-C13	-5.82	117.10	126.79

Continued on next page...

Continued from previous page...

Mol	Chain	Res	Type	Atoms	Z	Observed(°)	Ideal(°)
27	3	603	CLA	C4A-NA-C1A	5.82	109.32	106.71
27	a	603	CLA	C4A-NA-C1A	5.81	109.32	106.71
27	H	203	CLA	C4A-NA-C1A	5.80	109.31	106.71
27	B	838	CLA	C4A-NA-C1A	5.79	109.31	106.71
36	X	1622	XAT	C38-C25-C26	-5.79	112.56	122.26
27	7	601	CLA	CMB-C2B-C1B	-5.79	119.57	128.46
38	W	605	CHL	C2C-C3C-C4C	-5.79	102.36	106.49
30	B	846	BCR	C38-C26-C25	-5.78	118.04	124.53
30	6	622	BCR	C33-C5-C6	-5.77	118.05	124.53
27	U	603	CLA	C4A-NA-C1A	5.77	109.30	106.71
36	Y	1622	XAT	C38-C25-C26	-5.77	112.59	122.26
38	U	605	CHL	C2C-C3C-C4C	-5.76	102.38	106.49
27	8	608	CLA	C4A-NA-C1A	5.76	109.30	106.71
27	1	603	CLA	C4A-NA-C1A	5.75	109.29	106.71
27	3	606	CLA	C4A-NA-C1A	5.73	109.28	106.71
38	V	609	CHL	C2D-C1D-ND	5.73	114.32	110.10
38	V	607	CHL	C2C-C3C-C4C	-5.72	102.41	106.49
27	2	610	CLA	CMB-C2B-C1B	-5.72	119.67	128.46
37	5	624	NEX	C38-C25-C26	-5.72	112.68	122.26
30	B	852	BCR	C33-C5-C6	-5.71	118.12	124.53
30	B	849	BCR	C7-C8-C9	-5.71	117.61	126.23
27	B	824	CLA	C4A-NA-C1A	5.71	109.27	106.71
37	6	624	NEX	C38-C25-C26	-5.70	112.70	122.26
27	A	807	CLA	C4A-NA-C1A	5.69	109.27	106.71
30	F	305	BCR	C36-C18-C17	-5.69	114.96	122.92
27	U	614	CLA	C4A-NA-C1A	5.67	109.26	106.71
27	U	611	CLA	C4A-NA-C1A	5.67	109.25	106.71
27	B	820	CLA	C4A-NA-C1A	5.66	109.25	106.71
27	1	602	CLA	C4A-NA-C1A	5.66	109.25	106.71
27	4	603	CLA	C4A-NA-C1A	5.66	109.25	106.71
30	A	849	BCR	C28-C27-C26	-5.65	103.98	114.08
38	X	605	CHL	O2D-CGD-CBD	5.65	121.31	111.27
38	V	605	CHL	CHD-C4C-C3C	-5.65	116.54	124.84
27	a	610	CLA	CMB-C2B-C1B	-5.64	119.79	128.46
38	Y	607	CHL	C2D-C1D-ND	5.64	114.26	110.10
27	L	306	CLA	C4A-NA-C1A	5.64	109.24	106.71
27	A	817	CLA	C4A-NA-C1A	5.64	109.24	106.71
27	a	602	CLA	C4A-NA-C1A	5.63	109.24	106.71
38	V	608	CHL	CHD-C4C-C3C	-5.62	116.57	124.84
38	Y	605	CHL	O2D-CGD-CBD	5.62	121.26	111.27
36	Z	1622	XAT	C37-C21-C26	-5.62	94.87	110.05
27	1	610	CLA	CMB-C2B-C1B	-5.62	119.83	128.46

Continued on next page...

Continued from previous page...

Mol	Chain	Res	Type	Atoms	Z	Observed(°)	Ideal(°)
38	W	605	CHL	CHD-C4C-C3C	-5.62	116.58	124.84
27	3	603	CLA	CMB-C2B-C1B	-5.61	119.84	128.46
27	A	837	CLA	C4A-NA-C1A	5.61	109.23	106.71
27	3	604	CLA	C4A-NA-C1A	5.61	109.23	106.71
38	U	605	CHL	CHD-C4C-C3C	-5.59	116.62	124.84
30	K	202	BCR	C28-C27-C26	-5.59	104.09	114.08
27	2	606	CLA	C4A-NA-C1A	5.59	109.22	106.71
30	K	207	BCR	C29-C30-C25	5.59	119.08	110.48
36	X	1622	XAT	C18-C5-C6	-5.59	112.90	122.26
35	5	620	LUT	C21-C26-C27	-5.58	105.65	112.70
27	2	607	CLA	C4A-NA-C1A	5.58	109.21	106.71
38	W	608	CHL	CHD-C4C-C3C	-5.57	116.65	124.84
27	4	601	CLA	C4A-NA-C1A	5.57	109.21	106.71
27	U	612	CLA	C4A-NA-C1A	5.57	109.21	106.71
36	Y	1622	XAT	C18-C5-C6	-5.56	112.94	122.26
38	W	605	CHL	CHB-C4A-NA	5.55	132.19	124.51
30	A	849	BCR	C24-C23-C22	-5.55	117.85	126.23
27	W	602	CLA	C4A-NA-C1A	5.55	109.20	106.71
30	7	621	BCR	C40-C30-C25	5.54	119.29	110.30
30	a	619	BCR	C40-C30-C25	5.54	119.29	110.30
27	B	826	CLA	C4A-NA-C1A	5.54	109.20	106.71
38	U	608	CHL	CHD-C4C-C3C	-5.54	116.70	124.84
27	U	602	CLA	C4A-NA-C1A	5.53	109.19	106.71
27	B	809	CLA	C4A-NA-C1A	5.53	109.19	106.71
30	1	619	BCR	C40-C30-C25	5.53	119.27	110.30
27	A	838	CLA	C4A-NA-C1A	5.53	109.19	106.71
38	W	607	CHL	C2D-C1D-ND	5.53	114.18	110.10
36	a	618	XAT	C18-C5-C6	-5.52	113.01	122.26
36	5	621	XAT	C18-C5-C6	-5.52	113.01	122.26
27	A	840	CLA	C4A-NA-C1A	5.52	109.19	106.71
36	U	1622	XAT	C37-C21-C26	-5.52	95.15	110.05
36	6	621	XAT	C18-C5-C6	-5.51	113.03	122.26
27	A	822	CLA	CMB-C2B-C1B	-5.51	120.00	128.46
36	1	618	XAT	C18-C5-C6	-5.51	113.03	122.26
38	U	605	CHL	CHB-C4A-NA	5.50	132.12	124.51
36	W	1622	XAT	C37-C21-C26	-5.50	95.19	110.05
30	B	849	BCR	C3-C4-C5	-5.50	104.26	114.08
38	Y	608	CHL	CHD-C4C-C3C	-5.50	116.76	124.84
35	Y	1620	LUT	C21-C26-C27	-5.49	105.76	112.70
27	B	831	CLA	C4A-NA-C1A	5.49	109.17	106.71
30	8	621	BCR	C38-C26-C25	-5.49	118.37	124.53
27	Z	611	CLA	C4A-NA-C1A	5.48	109.17	106.71

Continued on next page...

Continued from previous page...

Mol	Chain	Res	Type	Atoms	Z	Observed(°)	Ideal(°)
27	A	804	CLA	C4A-NA-C1A	5.48	109.17	106.71
30	A	852	BCR	C28-C27-C26	-5.47	104.30	114.08
27	7	610	CLA	CMB-C2B-C1B	-5.47	120.05	128.46
36	7	620	XAT	C18-C5-C6	-5.47	113.09	122.26
27	5	602	CLA	C4A-NA-C1A	5.47	109.16	106.71
30	4	621	BCR	C33-C5-C6	-5.46	118.40	124.53
35	V	1620	LUT	C8-C7-C6	-5.45	111.88	127.20
27	8	607	CLA	C4A-NA-C1A	5.45	109.16	106.71
30	B	852	BCR	C32-C1-C2	-5.45	87.11	108.91
27	B	827	CLA	C4A-NA-C1A	5.45	109.15	106.71
38	X	606	CHL	CHD-C4C-C3C	-5.44	116.84	124.84
27	L	307	CLA	C4A-NA-C1A	5.44	109.15	106.71
27	F	303	CLA	C4A-NA-C1A	5.43	109.15	106.71
37	5	624	NEX	O24-C25-C24	5.43	117.46	113.38
38	Y	606	CHL	CHD-C4C-C3C	-5.42	116.87	124.84
36	8	620	XAT	C18-C5-C6	-5.42	113.17	122.26
27	W	611	CLA	C4A-NA-C1A	5.42	109.14	106.71
38	V	605	CHL	C2C-C3C-C4C	-5.41	102.63	106.49
27	A	842	CLA	C4A-NA-C1A	5.41	109.14	106.71
27	3	617	CLA	C4A-NA-C1A	5.41	109.14	106.71
35	X	1620	LUT	C21-C26-C27	-5.41	105.86	112.70
36	4	620	XAT	C38-C25-C26	-5.41	113.19	122.26
27	B	807	CLA	C4A-NA-C1A	5.41	109.14	106.71
36	4	620	XAT	C18-C5-C6	-5.40	113.21	122.26
38	W	606	CHL	CHB-C4A-NA	5.40	131.98	124.51
30	1	619	BCR	C23-C24-C25	-5.40	112.04	127.20
36	2	620	XAT	C38-C25-C26	-5.40	113.22	122.26
27	5	603	CLA	C4A-NA-C1A	5.39	109.13	106.71
38	V	607	CHL	CHD-C4C-C3C	-5.39	116.92	124.84
38	Y	608	CHL	C2C-C3C-C4C	-5.38	102.65	106.49
38	X	605	CHL	CHD-C4C-C3C	-5.38	116.93	124.84
30	a	619	BCR	C23-C24-C25	-5.38	112.10	127.20
36	X	1622	XAT	C37-C21-C26	-5.37	95.53	110.05
38	U	606	CHL	CHB-C4A-NA	5.37	131.94	124.51
30	3	620	BCR	C1-C6-C5	-5.37	115.05	122.61
36	6	621	XAT	C38-C25-C26	-5.37	113.26	122.26
30	B	847	BCR	C23-C24-C25	-5.36	112.15	127.20
27	2	602	CLA	C4A-NA-C1A	5.36	109.11	106.71
38	Y	605	CHL	CHD-C4C-C3C	-5.36	116.96	124.84
27	B	813	CLA	C4A-NA-C1A	5.36	109.11	106.71
30	3	620	BCR	C40-C30-C29	-5.35	87.50	108.91
30	L	308	BCR	C3-C4-C5	-5.35	104.53	114.08

Continued on next page...

Continued from previous page...

Mol	Chain	Res	Type	Atoms	Z	Observed(°)	Ideal(°)
27	a	601	CLA	C4A-NA-C1A	5.35	109.11	106.71
27	2	601	CLA	C4A-NA-C1A	5.34	109.11	106.71
38	V	606	CHL	OBD-CAD-C3D	-5.34	115.66	128.52
30	A	852	BCR	C3-C4-C5	-5.34	104.55	114.08
27	W	612	CLA	C4A-NA-C1A	5.34	109.11	106.71
38	X	605	CHL	C2C-C3C-C4C	-5.34	102.69	106.49
36	Y	1622	XAT	C37-C21-C26	-5.33	95.64	110.05
38	W	605	CHL	O2D-CGD-CBD	5.33	120.75	111.27
38	U	605	CHL	O2D-CGD-CBD	5.33	120.74	111.27
27	1	601	CLA	C4A-NA-C1A	5.33	109.10	106.71
38	U	607	CHL	CHB-C4A-NA	5.33	131.88	124.51
38	Y	606	CHL	C2C-C3C-C4C	-5.33	102.69	106.49
36	Z	1622	XAT	C18-C5-C6	-5.32	113.34	122.26
30	A	850	BCR	C32-C1-C6	5.32	118.93	110.30
27	U	613	CLA	C4A-NA-C1A	5.31	109.09	106.71
27	A	810	CLA	C4A-NA-C1A	5.30	109.09	106.71
27	A	839	CLA	C4A-NA-C1A	5.30	109.09	106.71
27	G	204	CLA	C4A-NA-C1A	5.30	109.09	106.71
38	Z	605	CHL	CHD-C4C-C3C	-5.30	117.05	124.84
38	X	606	CHL	C1B-CHB-C4A	-5.30	119.63	130.12
30	B	848	BCR	C24-C23-C22	-5.30	118.23	126.23
38	Y	605	CHL	C2C-C3C-C4C	-5.30	102.71	106.49
30	A	848	BCR	C23-C24-C25	-5.29	112.34	127.20
36	9	620	XAT	C38-C25-C26	-5.29	113.39	122.26
27	4	607	CLA	C4A-NA-C1A	5.29	109.08	106.71
27	B	815	CLA	C4A-NA-C1A	5.28	109.08	106.71
30	G	205	BCR	C38-C26-C25	-5.28	118.60	124.53
38	Y	606	CHL	C1B-CHB-C4A	-5.27	119.68	130.12
27	A	813	CLA	C4A-NA-C1A	5.27	109.08	106.71
27	X	603	CLA	C4A-NA-C1A	5.27	109.08	106.71
38	W	607	CHL	O2D-CGD-CBD	5.27	120.63	111.27
30	4	621	BCR	C38-C26-C25	-5.27	118.61	124.53
38	V	607	CHL	CHB-C4A-NA	5.26	131.78	124.51
38	Z	608	CHL	CHD-C4C-C3C	-5.26	117.11	124.84
38	Z	608	CHL	C1B-CHB-C4A	-5.25	119.71	130.12
27	B	832	CLA	C4A-NA-C1A	5.24	109.06	106.71
27	A	854	CLA	C4A-NA-C1A	5.24	109.06	106.71
27	K	203	CLA	C4A-NA-C1A	5.24	109.06	106.71
38	V	609	CHL	O2D-CGD-CBD	5.24	120.58	111.27
27	G	203	CLA	C4A-NA-C1A	5.24	109.06	106.71
27	V	612	CLA	C4A-NA-C1A	5.23	109.06	106.71
27	W	613	CLA	C4A-NA-C1A	5.23	109.06	106.71

Continued on next page...

Continued from previous page...

Mol	Chain	Res	Type	Atoms	Z	Observed(°)	Ideal(°)
27	A	835	CLA	C4A-NA-C1A	5.23	109.06	106.71
27	7	602	CLA	C4A-NA-C1A	5.23	109.06	106.71
30	L	301	BCR	C28-C27-C26	-5.23	104.75	114.08
38	Z	609	CHL	C2D-C1D-ND	5.22	113.95	110.10
38	U	606	CHL	OBD-CAD-C3D	-5.22	115.95	128.52
38	Z	605	CHL	C2C-C3C-C4C	-5.21	102.77	106.49
38	Z	607	CHL	C3C-C4C-NC	5.21	116.42	110.57
30	4	621	BCR	C23-C24-C25	-5.21	112.57	127.20
27	5	607	CLA	C4A-NA-C1A	5.21	109.05	106.71
27	4	602	CLA	CMB-C2B-C1B	-5.21	120.46	128.46
27	B	836	CLA	C4A-NA-C1A	5.20	109.05	106.71
30	7	621	BCR	C33-C5-C6	-5.20	118.69	124.53
27	B	831	CLA	CMB-C2B-C1B	-5.19	120.48	128.46
38	Y	608	CHL	C1B-CHB-C4A	-5.19	119.83	130.12
38	X	606	CHL	C2C-C3C-C4C	-5.19	102.79	106.49
38	W	606	CHL	OBD-CAD-C3D	-5.18	116.05	128.52
27	A	818	CLA	C4A-NA-C1A	5.18	109.04	106.71
38	X	607	CHL	C3C-C4C-NC	5.18	116.38	110.57
27	A	829	CLA	C4A-NA-C1A	5.18	109.03	106.71
27	5	613	CLA	C4A-NA-C1A	5.17	109.03	106.71
38	V	605	CHL	CHB-C4A-NA	5.17	131.66	124.51
35	X	1621	LUT	C7-C8-C9	-5.17	118.43	126.23
38	Z	606	CHL	C2C-C3C-C4C	-5.17	102.81	106.49
27	L	303	CLA	C4A-NA-C1A	5.16	109.03	106.71
30	K	207	BCR	C30-C25-C26	-5.16	115.34	122.61
35	3	618	LUT	C8-C7-C6	-5.16	112.72	127.20
27	B	805	CLA	C4A-NA-C1A	5.16	109.02	106.71
30	K	207	BCR	C39-C30-C25	5.15	118.66	110.30
38	W	606	CHL	C1B-CHB-C4A	-5.15	119.92	130.12
30	8	621	BCR	C1-C6-C5	-5.14	115.37	122.61
27	A	816	CLA	C4A-NA-C1A	5.14	109.02	106.71
35	Y	1621	LUT	C7-C8-C9	-5.14	118.47	126.23
27	9	606	CLA	C4A-NA-C1A	5.14	109.02	106.71
27	Y	603	CLA	C4A-NA-C1A	5.14	109.02	106.71
27	Z	612	CLA	C4A-NA-C1A	5.14	109.02	106.71
38	Z	606	CHL	C1B-CHB-C4A	-5.14	119.94	130.12
38	Y	608	CHL	CHB-C4A-NA	5.13	131.61	124.51
38	U	606	CHL	C1B-CHB-C4A	-5.13	119.96	130.12
27	8	601	CLA	C4A-NA-C1A	5.12	109.01	106.71
27	A	826	CLA	C4A-NA-C1A	5.12	109.01	106.71
36	6	621	XAT	O4-C5-C4	5.12	117.23	113.38
36	4	620	XAT	O24-C25-C24	5.12	117.23	113.38

Continued on next page...

Continued from previous page...

Mol	Chain	Res	Type	Atoms	Z	Observed(°)	Ideal(°)
27	6	604	CLA	C4A-NA-C1A	5.12	109.01	106.71
27	5	612	CLA	C4A-NA-C1A	5.12	109.01	106.71
27	B	836	CLA	CMB-C2B-C1B	-5.11	120.60	128.46
36	2	620	XAT	C18-C5-C6	-5.11	113.69	122.26
27	V	611	CLA	C4A-NA-C1A	5.11	109.00	106.71
27	Z	613	CLA	C4A-NA-C1A	5.10	109.00	106.71
30	B	846	BCR	C3-C4-C5	-5.10	104.97	114.08
35	1	617	LUT	C8-C7-C6	-5.10	112.87	127.20
38	Y	605	CHL	CHB-C4A-NA	5.10	131.56	124.51
30	A	850	BCR	C38-C26-C25	-5.10	118.81	124.53
38	Z	605	CHL	C1B-CHB-C4A	-5.10	120.03	130.12
35	U	1621	LUT	C7-C8-C9	-5.10	118.54	126.23
38	Z	606	CHL	CHD-C4C-C3C	-5.09	117.35	124.84
35	a	617	LUT	C8-C7-C6	-5.09	112.90	127.20
27	5	610	CLA	CMB-C2B-C1B	-5.09	120.64	128.46
35	W	1621	LUT	C7-C8-C9	-5.09	118.55	126.23
38	Z	607	CHL	C3D-C4D-ND	5.09	118.47	110.24
27	B	810	CLA	C4A-NA-C1A	5.08	108.99	106.71
38	X	605	CHL	CHB-C4A-NA	5.08	131.54	124.51
38	Y	605	CHL	C1B-CHB-C4A	-5.08	120.05	130.12
30	J	102	BCR	C20-C21-C22	-5.08	120.06	127.31
27	K	206	CLA	C4A-NA-C1A	5.08	108.99	106.71
27	V	613	CLA	C4A-NA-C1A	5.07	108.99	106.71
27	4	609	CLA	C4A-NA-C1A	5.07	108.98	106.71
38	X	605	CHL	C1B-CHB-C4A	-5.07	120.08	130.12
27	B	818	CLA	C4A-NA-C1A	5.06	108.98	106.71
27	9	612	CLA	C4A-NA-C1A	5.06	108.98	106.71
30	6	622	BCR	C40-C30-C29	-5.06	88.67	108.91
36	3	619	XAT	C18-C5-C6	-5.05	113.79	122.26
27	A	820	CLA	C4A-NA-C1A	5.05	108.98	106.71
27	7	615	CLA	C4A-NA-C1A	5.05	108.98	106.71
28	B	842	PQN	C15-C13-C12	-5.05	110.89	121.12
27	5	618	CLA	C4A-NA-C1A	5.04	108.97	106.71
38	X	606	CHL	OBD-CAD-C3D	-5.04	116.39	128.52
38	Y	607	CHL	O2D-CGD-CBD	5.04	120.22	111.27
30	3	622	BCR	C20-C21-C22	-5.04	120.12	127.31
35	U	1620	LUT	C21-C26-C27	-5.03	106.34	112.70
38	X	606	CHL	CHB-C4A-NA	5.03	131.47	124.51
38	V	601	CHL	C3C-C4C-NC	5.03	116.21	110.57
38	X	608	CHL	C3D-C2D-C1D	-5.03	98.97	105.83
27	9	609	CLA	C4A-NA-C1A	5.02	108.97	106.71
27	A	841	CLA	C4A-NA-C1A	5.02	108.96	106.71

Continued on next page...

Continued from previous page...

Mol	Chain	Res	Type	Atoms	Z	Observed(°)	Ideal(°)
27	9	602	CLA	C4A-NA-C1A	5.02	108.96	106.71
27	8	612	CLA	C4A-NA-C1A	5.02	108.96	106.71
38	Z	601	CHL	C3D-C2D-C1D	-5.02	98.98	105.83
27	6	603	CLA	C4A-NA-C1A	5.01	108.96	106.71
27	4	613	CLA	C4A-NA-C1A	5.01	108.96	106.71
35	W	1620	LUT	C21-C26-C27	-5.01	106.37	112.70
38	Y	606	CHL	CHB-C4A-NA	5.01	131.43	124.51
27	8	602	CLA	C4A-NA-C1A	5.00	108.96	106.71
38	Z	609	CHL	O2D-CGD-CBD	5.00	120.16	111.27
38	X	601	CHL	C3D-C4D-ND	5.00	118.33	110.24
38	Y	606	CHL	OBD-CAD-C3D	-5.00	116.49	128.52
38	U	601	CHL	C3D-C4D-ND	5.00	118.32	110.24
38	Z	608	CHL	C2C-C3C-C4C	-5.00	102.93	106.49
37	Z	1623	NEX	C38-C25-C26	-4.99	113.89	122.26
27	2	611	CLA	C4A-NA-C1A	4.99	108.95	106.71
27	5	609	CLA	C4A-NA-C1A	4.99	108.95	106.71
30	B	852	BCR	C8-C9-C10	4.99	126.60	118.94
27	9	607	CLA	C4A-NA-C1A	4.99	108.95	106.71
27	8	610	CLA	CMB-C2B-C3B	4.99	134.01	124.68
27	9	613	CLA	C4A-NA-C1A	4.99	108.95	106.71
27	X	612	CLA	C4A-NA-C1A	4.99	108.95	106.71
30	O	2005	BCR	C20-C21-C22	-4.98	120.20	127.31
38	X	601	CHL	C3D-C2D-C1D	-4.98	99.03	105.83
38	U	608	CHL	C1B-CHB-C4A	-4.98	120.25	130.12
27	5	617	CLA	C4A-NA-C1A	4.98	108.94	106.71
30	5	622	BCR	C38-C26-C25	-4.98	118.94	124.53
38	U	609	CHL	O2D-CGD-CBD	4.97	120.11	111.27
27	Y	612	CLA	C4A-NA-C1A	4.97	108.94	106.71
30	3	622	BCR	C24-C23-C22	-4.97	118.72	126.23
27	1	606	CLA	C4A-NA-C1A	4.97	108.94	106.71
38	Y	601	CHL	C3D-C4D-ND	4.97	118.28	110.24
38	V	605	CHL	C1B-CHB-C4A	-4.97	120.27	130.12
30	A	849	BCR	C20-C21-C22	-4.97	120.22	127.31
38	Z	607	CHL	C3D-C2D-C1D	-4.96	99.06	105.83
36	9	620	XAT	C18-C5-C6	-4.96	113.94	122.26
38	Y	609	CHL	C3D-C2D-C1D	-4.96	99.06	105.83
27	A	803	CLA	C4A-NA-C1A	4.96	108.94	106.71
38	Z	606	CHL	CHB-C4A-NA	4.96	131.37	124.51
36	1	618	XAT	C38-C25-C26	-4.96	113.95	122.26
38	W	601	CHL	C3D-C2D-C1D	-4.96	99.07	105.83
27	7	612	CLA	C4A-NA-C1A	4.96	108.93	106.71
38	V	606	CHL	C2A-C1A-CHA	-4.95	115.20	123.86

Continued on next page...

Continued from previous page...

Mol	Chain	Res	Type	Atoms	Z	Observed(°)	Ideal(°)
36	a	618	XAT	C38-C25-C26	-4.95	113.96	122.26
38	V	601	CHL	C3D-C4D-ND	4.95	118.25	110.24
38	X	608	CHL	C3C-C4C-NC	4.95	116.13	110.57
27	A	828	CLA	C4A-NA-C1A	4.95	108.93	106.71
27	O	2001	CLA	C4A-NA-C1A	4.95	108.93	106.71
38	U	609	CHL	C3D-C4D-ND	4.95	118.25	110.24
38	W	601	CHL	C3D-C4D-ND	4.95	118.25	110.24
27	A	825	CLA	C4A-NA-C1A	4.95	108.93	106.71
27	B	811	CLA	C4A-NA-C1A	4.95	108.93	106.71
27	B	812	CLA	C4A-NA-C1A	4.95	108.93	106.71
27	F	304	CLA	C4A-NA-C1A	4.95	108.93	106.71
30	B	852	BCR	C7-C8-C9	-4.95	118.76	126.23
38	W	608	CHL	C1B-CHB-C4A	-4.95	120.32	130.12
27	2	613	CLA	C4A-NA-C1A	4.95	108.93	106.71
38	W	605	CHL	C1B-CHB-C4A	-4.95	120.32	130.12
27	B	821	CLA	C4A-NA-C1A	4.94	108.93	106.71
38	W	601	CHL	C3C-C4C-NC	4.94	116.11	110.57
27	a	606	CLA	C4A-NA-C1A	4.94	108.93	106.71
27	4	606	CLA	C4A-NA-C1A	4.94	108.93	106.71
27	7	607	CLA	C4A-NA-C1A	4.94	108.93	106.71
38	W	608	CHL	C2C-C3C-C4C	-4.94	102.97	106.49
27	A	808	CLA	C4A-NA-C1A	4.94	108.92	106.71
38	W	609	CHL	C3D-C4D-ND	4.93	118.22	110.24
30	B	801	BCR	C16-C17-C18	-4.93	120.27	127.31
38	X	609	CHL	C3D-C4D-ND	4.93	118.22	110.24
27	8	613	CLA	C4A-NA-C1A	4.93	108.92	106.71
38	U	608	CHL	C2C-C3C-C4C	-4.93	102.97	106.49
38	U	607	CHL	C1B-CHB-C4A	-4.93	120.36	130.12
27	4	602	CLA	C4A-NA-C1A	4.93	108.92	106.71
38	Y	609	CHL	O2D-CGD-CBD	4.93	120.03	111.27
38	W	609	CHL	C3D-C2D-C1D	-4.93	99.11	105.83
38	U	601	CHL	C3D-C2D-C1D	-4.92	99.11	105.83
38	Y	601	CHL	C3D-C2D-C1D	-4.92	99.11	105.83
38	V	601	CHL	C3D-C2D-C1D	-4.92	99.12	105.83
38	U	601	CHL	C3C-C4C-NC	4.91	116.08	110.57
38	X	606	CHL	C2A-C1A-CHA	-4.91	115.27	123.86
38	X	607	CHL	C3D-C4D-ND	4.91	118.19	110.24
38	Y	607	CHL	C3C-C4C-NC	4.91	116.08	110.57
38	Z	601	CHL	C3C-C4C-NC	4.91	116.08	110.57
38	V	607	CHL	C1B-CHB-C4A	-4.91	120.39	130.12
38	Z	605	CHL	OBD-CAD-C3D	-4.91	116.71	128.52
27	8	601	CLA	CMB-C2B-C1B	-4.90	120.93	128.46

Continued on next page...

Continued from previous page...

Mol	Chain	Res	Type	Atoms	Z	Observed(°)	Ideal(°)
27	B	816	CLA	C4A-NA-C1A	4.90	108.91	106.71
27	V	602	CLA	C4A-NA-C1A	4.89	108.91	106.71
38	U	605	CHL	C1B-CHB-C4A	-4.89	120.44	130.12
27	B	841	CLA	C4A-NA-C1A	4.89	108.90	106.71
38	X	601	CHL	C3C-C4C-NC	4.89	116.05	110.57
38	X	609	CHL	C3D-C2D-C1D	-4.89	99.16	105.83
30	B	845	BCR	C24-C23-C22	-4.89	118.85	126.23
38	Z	606	CHL	C2A-C1A-CHA	-4.88	115.32	123.86
38	W	606	CHL	C2C-C3C-C4C	-4.88	103.01	106.49
38	Z	608	CHL	CHB-C4A-NA	4.88	131.26	124.51
36	6	621	XAT	O4-C5-C18	4.88	120.90	115.06
27	3	614	CLA	C4A-NA-C1A	4.88	108.90	106.71
38	Y	601	CHL	C3C-C4C-NC	4.88	116.04	110.57
27	V	604	CLA	C4A-NA-C1A	4.88	108.90	106.71
38	U	608	CHL	CHB-C4A-NA	4.88	131.25	124.51
27	B	834	CLA	C4A-NA-C1A	4.87	108.90	106.71
27	4	612	CLA	C4A-NA-C1A	4.87	108.90	106.71
36	6	621	XAT	O24-C25-C24	4.87	117.04	113.38
36	3	619	XAT	C6-C7-C8	-4.87	115.71	125.99
27	6	601	CLA	C4A-NA-C1A	4.86	108.89	106.71
38	U	609	CHL	C3D-C2D-C1D	-4.86	99.19	105.83
38	U	606	CHL	C2C-C3C-C4C	-4.86	103.02	106.49
36	8	620	XAT	C38-C25-C26	-4.86	114.11	122.26
38	Z	601	CHL	C3D-C4D-ND	4.85	118.09	110.24
38	X	601	CHL	O2D-CGD-CBD	4.85	119.89	111.27
38	U	605	CHL	C2A-C1A-CHA	-4.85	115.38	123.86
38	X	609	CHL	O2D-CGD-CBD	4.85	119.89	111.27
27	A	823	CLA	C4A-NA-C1A	4.85	108.89	106.71
27	8	606	CLA	C4A-NA-C1A	4.85	108.89	106.71
38	W	608	CHL	CHB-C4A-NA	4.85	131.22	124.51
38	Y	606	CHL	O2D-CGD-CBD	4.85	119.88	111.27
38	Y	606	CHL	C2A-C1A-CHA	-4.85	115.39	123.86
38	W	605	CHL	C2A-C1A-CHA	-4.84	115.39	123.86
35	Z	1621	LUT	C7-C8-C9	-4.84	118.92	126.23
38	V	609	CHL	C3D-C2D-C1D	-4.84	99.22	105.83
36	7	620	XAT	C38-C25-C26	-4.84	114.15	122.26
38	X	606	CHL	O2D-CGD-CBD	4.84	119.87	111.27
27	2	601	CLA	CMB-C2B-C1B	-4.84	121.02	128.46
27	6	612	CLA	C4A-NA-C1A	4.84	108.88	106.71
30	3	620	BCR	C33-C5-C6	4.84	129.96	124.53
27	5	619	CLA	C4A-NA-C1A	4.83	108.88	106.71
38	Z	606	CHL	OBD-CAD-C3D	-4.83	116.89	128.52

Continued on next page...

Continued from previous page...

Mol	Chain	Res	Type	Atoms	Z	Observed(°)	Ideal(°)
27	6	607	CLA	C4A-NA-C1A	4.83	108.88	106.71
38	V	608	CHL	C2C-C3C-C4C	-4.83	103.05	106.49
27	9	614	CLA	C4A-NA-C1A	4.83	108.88	106.71
27	7	601	CLA	C4A-NA-C1A	4.82	108.87	106.71
38	W	609	CHL	O2D-CGD-CBD	4.82	119.83	111.27
27	3	612	CLA	C4A-NA-C1A	4.82	108.87	106.71
30	B	848	BCR	C39-C30-C25	-4.82	102.48	110.30
38	V	609	CHL	C3D-C4D-ND	4.82	118.03	110.24
38	V	608	CHL	C1B-CHB-C4A	-4.82	120.58	130.12
30	2	623	BCR	C20-C21-C22	-4.82	120.44	127.31
38	U	607	CHL	O2D-CGD-CBD	4.81	119.82	111.27
38	Z	601	CHL	O2D-CGD-CBD	4.81	119.81	111.27
27	B	839	CLA	C4A-NA-C1A	4.81	108.87	106.71
38	W	607	CHL	C3C-C4C-NC	4.81	115.82	110.57
27	A	836	CLA	C4A-NA-C1A	4.80	108.87	106.71
38	W	605	CHL	OBD-CAD-C3D	-4.80	116.96	128.52
27	3	613	CLA	C4A-NA-C1A	4.80	108.86	106.71
27	1	609	CLA	C4A-NA-C1A	4.80	108.86	106.71
27	U	604	CLA	C4A-NA-C1A	4.80	108.86	106.71
38	X	605	CHL	OBD-CAD-C3D	-4.80	116.98	128.52
27	7	601	CLA	CMB-C2B-C3B	4.79	133.65	124.68
38	U	605	CHL	OBD-CAD-C3D	-4.79	116.98	128.52
27	3	609	CLA	C4A-NA-C1A	4.79	108.86	106.71
38	Y	605	CHL	OBD-CAD-C3D	-4.79	116.99	128.52
27	a	610	CLA	CMB-C2B-C3B	4.79	133.64	124.68
30	L	309	BCR	C16-C17-C18	-4.78	120.48	127.31
30	3	620	BCR	C11-C10-C9	4.78	134.14	127.31
35	7	619	LUT	C21-C26-C27	-4.78	106.65	112.70
30	9	621	BCR	C20-C21-C22	-4.78	120.49	127.31
37	W	1623	NEX	C15-C14-C13	-4.78	120.49	127.31
27	H	202	CLA	C4A-NA-C1A	4.78	108.85	106.71
27	9	604	CLA	C4A-NA-C1A	4.78	108.85	106.71
27	A	827	CLA	C4A-NA-C1A	4.78	108.85	106.71
27	2	610	CLA	CMB-C2B-C3B	4.77	133.61	124.68
27	1	610	CLA	CMB-C2B-C3B	4.77	133.61	124.68
38	V	608	CHL	CHB-C4A-NA	4.77	131.11	124.51
38	X	607	CHL	C3D-C2D-C1D	-4.77	99.32	105.83
38	Y	607	CHL	C3D-C2D-C1D	-4.77	99.32	105.83
27	9	601	CLA	C4A-NA-C1A	4.77	108.85	106.71
27	X	613	CLA	C4A-NA-C1A	4.77	108.85	106.71
38	Y	609	CHL	C3D-C4D-ND	4.77	117.95	110.24
38	Z	605	CHL	CHB-C4A-NA	4.76	131.10	124.51

Continued on next page...

Continued from previous page...

Mol	Chain	Res	Type	Atoms	Z	Observed(°)	Ideal(°)
38	V	605	CHL	OBD-CAD-C3D	-4.76	117.06	128.52
27	A	824	CLA	C4A-NA-C1A	4.76	108.85	106.71
27	Y	613	CLA	C4A-NA-C1A	4.76	108.85	106.71
37	V	1623	NEX	C15-C14-C13	-4.76	120.52	127.31
27	A	845	CLA	C4A-NA-C1A	4.75	108.84	106.71
27	4	604	CLA	C4A-NA-C1A	4.75	108.84	106.71
30	O	2005	BCR	C40-C30-C29	-4.75	89.90	108.91
27	B	803	CLA	C4A-NA-C1A	4.75	108.84	106.71
27	W	604	CLA	C4A-NA-C1A	4.75	108.84	106.71
38	V	607	CHL	OBD-CAD-C3D	-4.75	117.09	128.52
36	6	621	XAT	O24-C25-C38	4.75	120.75	115.06
27	A	805	CLA	C4A-NA-C1A	4.74	108.84	106.71
27	a	609	CLA	C4A-NA-C1A	4.74	108.84	106.71
30	5	622	BCR	C33-C5-C6	-4.74	119.20	124.53
27	A	829	CLA	CMB-C2B-C1B	-4.74	121.18	128.46
27	a	612	CLA	C4A-NA-C1A	4.74	108.84	106.71
27	3	607	CLA	C4A-NA-C1A	4.74	108.84	106.71
27	A	826	CLA	CMB-C2B-C3B	4.73	133.54	124.68
37	U	1623	NEX	C15-C14-C13	-4.73	120.55	127.31
30	B	852	BCR	C15-C14-C13	-4.73	120.56	127.31
27	7	608	CLA	C4A-NA-C1A	4.73	108.83	106.71
37	U	1623	NEX	C38-C25-C26	-4.73	114.34	122.26
30	G	205	BCR	C20-C21-C22	-4.73	120.56	127.31
27	A	802	CLA	C4A-NA-C1A	4.73	108.83	106.71
30	F	305	BCR	C20-C21-C22	-4.73	120.56	127.31
38	Y	608	CHL	OBD-CAD-C3D	-4.72	117.15	128.52
38	V	606	CHL	C1B-CHB-C4A	-4.72	120.76	130.12
37	Y	1623	NEX	C38-C25-C26	-4.72	114.35	122.26
27	O	2003	CLA	C4A-NA-C1A	4.72	108.83	106.71
27	1	613	CLA	C4A-NA-C1A	4.72	108.83	106.71
37	W	1623	NEX	C38-C25-C26	-4.72	114.36	122.26
37	U	1623	NEX	C35-C34-C33	-4.71	120.58	127.31
38	Z	609	CHL	C3D-C4D-ND	4.71	117.85	110.24
27	2	612	CLA	C4A-NA-C1A	4.71	108.82	106.71
30	7	623	BCR	C32-C1-C6	4.70	117.93	110.30
38	Z	606	CHL	O2D-CGD-CBD	4.70	119.63	111.27
36	4	620	XAT	O24-C25-C38	4.70	120.69	115.06
38	V	608	CHL	OBD-CAD-C3D	-4.70	117.20	128.52
37	W	1623	NEX	C35-C34-C33	-4.70	120.60	127.31
36	5	621	XAT	C38-C25-C26	-4.70	114.39	122.26
38	Z	609	CHL	C3D-C2D-C1D	-4.70	99.42	105.83
38	Z	608	CHL	OBD-CAD-C3D	-4.69	117.22	128.52

Continued on next page...

Continued from previous page...

Mol	Chain	Res	Type	Atoms	Z	Observed(°)	Ideal(°)
27	a	613	CLA	C4A-NA-C1A	4.69	108.82	106.71
27	1	612	CLA	C4A-NA-C1A	4.69	108.81	106.71
38	X	607	CHL	O2D-CGD-CBD	4.69	119.60	111.27
27	A	830	CLA	C4A-NA-C1A	4.69	108.81	106.71
27	X	611	CLA	C4A-NA-C1A	4.69	108.81	106.71
38	V	608	CHL	C2A-C1A-CHA	-4.68	115.67	123.86
38	X	608	CHL	C3D-C4D-ND	4.68	117.81	110.24
27	7	610	CLA	CMB-C2B-C3B	4.68	133.44	124.68
27	X	614	CLA	C4A-NA-C1A	4.68	108.81	106.71
30	B	848	BCR	C29-C30-C25	4.68	117.68	110.48
30	7	623	BCR	C3-C4-C5	-4.68	105.72	114.08
27	5	611	CLA	C4A-NA-C1A	4.68	108.81	106.71
38	W	608	CHL	C2A-C1A-CHA	-4.68	115.68	123.86
27	2	604	CLA	C4A-NA-C1A	4.67	108.81	106.71
27	8	604	CLA	C4A-NA-C1A	4.67	108.81	106.71
30	B	847	BCR	C24-C23-C22	-4.67	119.18	126.23
27	3	608	CLA	C4A-NA-C1A	4.67	108.81	106.71
30	K	207	BCR	C40-C30-C29	-4.66	90.25	108.91
38	V	607	CHL	C2A-C1A-CHA	-4.66	115.71	123.86
37	X	1623	NEX	C38-C25-C26	-4.66	114.45	122.26
35	9	619	LUT	C7-C8-C9	-4.66	119.19	126.23
30	a	619	BCR	C3-C4-C5	-4.66	105.76	114.08
38	Z	607	CHL	O2D-CGD-CBD	4.66	119.55	111.27
27	6	617	CLA	C4A-NA-C1A	4.66	108.80	106.71
30	5	622	BCR	C23-C24-C25	-4.65	114.14	127.20
38	Y	605	CHL	C2A-C1A-CHA	-4.64	115.74	123.85
38	X	605	CHL	C2A-C1A-CHA	-4.64	115.74	123.86
27	6	616	CLA	C4A-NA-C1A	4.64	108.79	106.71
38	U	608	CHL	C2A-C1A-CHA	-4.64	115.75	123.86
38	V	601	CHL	O2D-CGD-CBD	4.64	119.51	111.27
38	X	609	CHL	C3C-C4C-NC	4.64	115.77	110.57
27	K	201	CLA	C4A-NA-C1A	4.64	108.79	106.71
30	7	621	BCR	C8-C7-C6	-4.63	114.19	127.20
27	Z	610	CLA	CMB-C2B-C1B	-4.63	121.35	128.46
27	3	615	CLA	C4A-NA-C1A	4.63	108.79	106.71
37	X	1623	NEX	C15-C14-C13	-4.63	120.71	127.31
27	8	611	CLA	C4A-NA-C1A	4.62	108.78	106.71
30	K	202	BCR	C30-C25-C26	-4.62	116.10	122.61
30	1	619	BCR	C3-C4-C5	-4.62	105.82	114.08
36	V	1622	XAT	O4-C5-C18	4.62	120.59	115.06
27	5	604	CLA	C4A-NA-C1A	4.62	108.78	106.71
27	6	609	CLA	C4A-NA-C1A	4.62	108.78	106.71

Continued on next page...

Continued from previous page...

Mol	Chain	Res	Type	Atoms	Z	Observed(°)	Ideal(°)
27	A	833	CLA	C4A-NA-C1A	4.62	108.78	106.71
27	Y	614	CLA	C4A-NA-C1A	4.61	108.78	106.71
30	2	623	BCR	C33-C5-C6	-4.61	119.35	124.53
38	X	608	CHL	O2D-CGD-CBD	4.61	119.46	111.27
38	Y	608	CHL	C2A-C1A-CHA	-4.61	115.80	123.86
27	2	614	CLA	C4A-NA-C1A	4.61	108.78	106.71
27	A	838	CLA	CMB-C2B-C1B	-4.61	121.38	128.46
27	B	829	CLA	C4A-NA-C1A	4.60	108.78	106.71
36	9	620	XAT	O4-C5-C18	4.60	120.57	115.06
27	Z	604	CLA	C4A-NA-C1A	4.60	108.77	106.71
38	W	609	CHL	C3C-C4C-NC	4.60	115.73	110.57
38	Y	601	CHL	O2D-CGD-CBD	4.60	119.44	111.27
38	W	606	CHL	C2A-C1A-CHA	-4.59	115.83	123.86
38	W	608	CHL	OBD-CAD-C3D	-4.59	117.47	128.52
30	7	621	BCR	C24-C23-C22	-4.59	119.31	126.23
30	A	852	BCR	C34-C9-C10	-4.58	116.50	122.92
38	U	606	CHL	C2A-C1A-CHA	-4.58	115.85	123.86
38	U	607	CHL	OBD-CAD-C3D	-4.58	117.50	128.52
30	B	844	BCR	C36-C18-C19	4.58	125.29	118.08
27	2	616	CLA	C4A-NA-C1A	4.58	108.77	106.71
27	4	610	CLA	C4A-NA-C1A	4.58	108.77	106.71
30	2	623	BCR	C16-C17-C18	-4.58	120.77	127.31
38	U	608	CHL	OBD-CAD-C3D	-4.58	117.50	128.52
38	Z	605	CHL	O2D-CGD-CBD	4.58	119.40	111.27
38	W	607	CHL	C3D-C2D-C1D	-4.57	99.59	105.83
27	1	611	CLA	C4A-NA-C1A	4.57	108.76	106.71
38	Z	605	CHL	C2A-C1A-CHA	-4.57	115.87	123.86
30	K	207	BCR	C7-C8-C9	-4.57	119.34	126.23
27	a	614	CLA	C4A-NA-C1A	4.56	108.76	106.71
30	7	621	BCR	C38-C26-C25	-4.56	119.40	124.53
27	6	606	CLA	C4A-NA-C1A	4.56	108.76	106.71
36	1	618	XAT	O4-C5-C18	4.56	120.52	115.06
27	A	801	CLA	C4A-NA-C1A	4.56	108.75	106.71
37	Y	1623	NEX	C15-C14-C13	-4.56	120.81	127.31
36	5	621	XAT	C6-C7-C8	-4.56	116.36	125.99
27	Y	611	CLA	C4A-NA-C1A	4.56	108.75	106.71
30	A	852	BCR	C20-C21-C22	-4.55	120.81	127.31
30	A	848	BCR	C38-C26-C25	-4.55	119.41	124.53
27	a	611	CLA	C4A-NA-C1A	4.55	108.75	106.71
27	a	608	CLA	C4A-NA-C1A	4.55	108.75	106.71
27	Y	602	CLA	C4A-NA-C1A	4.54	108.75	106.71
27	7	613	CLA	C4A-NA-C1A	4.54	108.75	106.71

Continued on next page...

Continued from previous page...

Mol	Chain	Res	Type	Atoms	Z	Observed(°)	Ideal(°)
27	8	616	CLA	C4A-NA-C1A	4.54	108.75	106.71
30	8	621	BCR	C4-C5-C6	-4.54	116.14	122.73
38	V	606	CHL	CHB-C4A-NA	4.54	130.79	124.51
27	3	603	CLA	CMB-C2B-C3B	4.54	133.16	124.68
27	7	606	CLA	C4A-NA-C1A	4.54	108.75	106.71
35	V	1621	LUT	C7-C8-C9	-4.54	119.38	126.23
30	5	622	BCR	C20-C21-C22	-4.53	120.84	127.31
38	W	601	CHL	O2D-CGD-CBD	4.53	119.32	111.27
38	Y	609	CHL	C3C-C4C-NC	4.53	115.65	110.57
27	1	608	CLA	C4A-NA-C1A	4.53	108.74	106.71
27	5	608	CLA	C4A-NA-C1A	4.52	108.74	106.71
27	6	611	CLA	C4A-NA-C1A	4.52	108.74	106.71
30	9	621	BCR	C33-C5-C6	-4.52	119.45	124.53
27	6	608	CLA	C4A-NA-C1A	4.52	108.74	106.71
37	W	1623	NEX	C27-C28-C29	-4.51	118.53	125.53
27	2	609	CLA	C4A-NA-C1A	4.51	108.73	106.71
37	Z	1623	NEX	C11-C10-C9	-4.51	120.87	127.31
27	6	602	CLA	C4A-NA-C1A	4.51	108.73	106.71
38	U	601	CHL	O2D-CGD-CBD	4.51	119.28	111.27
37	U	1623	NEX	C27-C28-C29	-4.50	118.54	125.53
27	9	603	CLA	C4A-NA-C1A	4.50	108.73	106.71
27	3	602	CLA	C4A-NA-C1A	4.49	108.72	106.71
30	B	847	BCR	C33-C5-C6	-4.49	119.49	124.53
38	U	609	CHL	C3C-C4C-NC	4.49	115.61	110.57
30	K	207	BCR	C23-C24-C25	-4.49	114.60	127.20
37	W	1623	NEX	C11-C10-C9	-4.49	120.91	127.31
30	A	856	BCR	C28-C27-C26	-4.49	106.06	114.08
30	B	844	BCR	C7-C8-C9	-4.49	119.46	126.23
30	2	623	BCR	C7-C8-C9	-4.48	119.46	126.23
38	Z	608	CHL	C2A-C1A-CHA	-4.48	116.02	123.86
27	1	614	CLA	C4A-NA-C1A	4.48	108.72	106.71
36	a	618	XAT	O4-C5-C18	4.48	120.42	115.06
29	V	2630	LHG	O7-C7-C8	4.47	121.14	111.50
36	3	619	XAT	O4-C5-C18	4.47	120.41	115.06
27	A	811	CLA	C4A-NA-C1A	4.47	108.72	106.71
27	a	607	CLA	C4A-NA-C1A	4.46	108.71	106.71
27	4	611	CLA	C4A-NA-C1A	4.46	108.71	106.71
27	9	611	CLA	C4A-NA-C1A	4.46	108.71	106.71
28	A	844	PQN	C15-C13-C12	-4.46	112.09	121.12
33	H	205	LMG	O7-C10-C11	4.46	121.11	111.50
27	3	615	CLA	CMB-C2B-C3B	4.46	133.02	124.68
38	V	605	CHL	O2D-CGD-CBD	4.45	119.18	111.27

Continued on next page...

Continued from previous page...

Mol	Chain	Res	Type	Atoms	Z	Observed(°)	Ideal(°)
27	A	843	CLA	C4A-NA-C1A	4.45	108.71	106.71
27	A	818	CLA	CMB-C2B-C1B	-4.45	121.63	128.46
30	A	851	BCR	C28-C27-C26	-4.45	106.14	114.08
27	1	607	CLA	C4A-NA-C1A	4.44	108.70	106.71
30	B	852	BCR	C1-C6-C5	-4.44	116.36	122.61
30	A	848	BCR	C8-C7-C6	-4.44	114.74	127.20
37	Y	1623	NEX	C35-C34-C33	-4.43	120.98	127.31
35	Z	1620	LUT	C8-C7-C6	-4.43	114.76	127.20
27	7	611	CLA	C4A-NA-C1A	4.43	108.70	106.71
37	U	1623	NEX	C11-C10-C9	-4.43	120.99	127.31
30	3	620	BCR	C37-C22-C23	4.42	125.05	118.08
27	4	614	CLA	C4A-NA-C1A	4.42	108.69	106.71
33	J	104	LMG	O7-C10-C11	4.42	121.02	111.50
27	3	611	CLA	C4A-NA-C1A	4.41	108.69	106.71
27	5	606	CLA	C4A-NA-C1A	4.41	108.69	106.71
27	X	604	CLA	C4A-NA-C1A	4.41	108.69	106.71
37	X	1623	NEX	C35-C34-C33	-4.41	121.02	127.31
36	6	621	XAT	C6-C7-C8	-4.40	116.69	125.99
30	B	843	BCR	C7-C8-C9	-4.40	119.58	126.23
38	W	607	CHL	C3D-C4D-ND	4.40	117.36	110.24
30	G	205	BCR	C8-C7-C6	-4.40	114.86	127.20
27	a	616	CLA	C4A-NA-C1A	4.39	108.68	106.71
27	2	610	CLA	C4A-NA-C1A	4.39	108.68	106.71
38	Z	608	CHL	O2D-CGD-CBD	4.39	119.07	111.27
27	A	822	CLA	CMB-C2B-C3B	4.39	132.89	124.68
37	V	1623	NEX	C27-C28-C29	-4.39	118.72	125.53
27	4	608	CLA	C4A-NA-C1A	4.38	108.67	106.71
30	K	202	BCR	C27-C26-C25	-4.37	116.39	122.73
27	5	610	CLA	CMB-C2B-C3B	4.37	132.84	124.68
30	6	622	BCR	C30-C25-C24	4.36	128.12	115.78
38	Y	607	CHL	C3D-C4D-ND	4.36	117.30	110.24
27	V	610	CLA	CMB-C2B-C1B	-4.36	121.76	128.46
27	9	602	CLA	CMB-C2B-C1B	-4.36	121.76	128.46
35	4	619	LUT	C35-C34-C33	-4.36	121.09	127.31
27	4	602	CLA	CMB-C2B-C3B	4.36	132.83	124.68
30	K	202	BCR	C20-C21-C22	-4.35	121.10	127.31
30	L	301	BCR	C34-C9-C10	-4.35	116.83	122.92
27	A	817	CLA	CMB-C2B-C1B	-4.35	121.78	128.46
30	3	621	BCR	C23-C24-C25	-4.35	114.98	127.20
38	U	606	CHL	O2D-CGD-CBD	4.35	118.99	111.27
30	K	207	BCR	C20-C21-C22	-4.35	121.11	127.31
38	Z	606	CHL	C1D-ND-C4D	4.34	109.42	106.33

Continued on next page...

Continued from previous page...

Mol	Chain	Res	Type	Atoms	Z	Observed(°)	Ideal(°)
27	Y	604	CLA	C4A-NA-C1A	4.33	108.65	106.71
27	O	2002	CLA	C4A-NA-C1A	4.33	108.65	106.71
27	X	602	CLA	C4A-NA-C1A	4.33	108.65	106.71
30	5	622	BCR	C8-C7-C6	-4.33	115.05	127.20
27	B	804	CLA	C4A-NA-C1A	4.32	108.65	106.71
27	B	813	CLA	CMB-C2B-C1B	-4.32	121.83	128.46
38	W	606	CHL	O2D-CGD-CBD	4.32	118.94	111.27
30	L	308	BCR	C28-C27-C26	-4.32	106.37	114.08
27	1	616	CLA	C4A-NA-C1A	4.32	108.65	106.71
27	2	603	CLA	CMB-C2B-C1B	-4.31	121.84	128.46
27	4	616	CLA	C4A-NA-C1A	4.31	108.64	106.71
38	Z	605	CHL	C1D-CHD-C4C	-4.31	116.76	126.06
30	A	850	BCR	C16-C17-C18	-4.31	121.16	127.31
27	6	620	CLA	C4A-NA-C1A	4.31	108.64	106.71
29	5	625	LHG	O7-C7-C8	4.30	120.78	111.50
27	A	813	CLA	CMB-C2B-C1B	-4.30	121.85	128.46
30	3	622	BCR	C23-C24-C25	-4.30	115.12	127.20
27	B	828	CLA	CMB-C2B-C1B	-4.30	121.85	128.46
30	3	621	BCR	C33-C5-C6	-4.30	119.70	124.53
30	B	846	BCR	C28-C27-C26	-4.30	106.40	114.08
27	A	822	CLA	C4A-NA-C1A	4.30	108.64	106.71
30	A	848	BCR	C20-C21-C22	-4.30	121.18	127.31
38	V	605	CHL	C2A-C1A-CHA	-4.29	116.35	123.86
27	2	601	CLA	CMB-C2B-C3B	4.29	132.71	124.68
38	Z	609	CHL	C1B-CHB-C4A	-4.29	121.62	130.12
37	5	624	NEX	O24-C25-C38	4.29	120.19	115.06
27	B	831	CLA	CMB-C2B-C3B	4.29	132.70	124.68
30	A	851	BCR	C7-C8-C9	-4.29	119.76	126.23
30	1	619	BCR	C28-C27-C26	-4.29	106.42	114.08
30	a	619	BCR	C28-C27-C26	-4.28	106.43	114.08
30	B	847	BCR	C38-C26-C25	-4.28	119.72	124.53
37	X	1623	NEX	C27-C28-C29	-4.28	118.89	125.53
27	5	614	CLA	C4A-NA-C1A	4.28	108.63	106.71
30	7	623	BCR	C20-C21-C22	-4.28	121.21	127.31
38	V	606	CHL	C1D-CHD-C4C	-4.28	116.83	126.06
30	B	843	BCR	C20-C21-C22	-4.27	121.21	127.31
27	Z	602	CLA	C4A-NA-C1A	4.27	108.62	106.71
30	1	619	BCR	C38-C26-C25	-4.27	119.74	124.53
30	A	848	BCR	C16-C17-C18	-4.27	121.22	127.31
35	2	619	LUT	C21-C26-C27	-4.26	107.31	112.70
27	1	616	CLA	CAB-C3B-C4B	-4.26	121.91	128.46
27	7	609	CLA	C4A-NA-C1A	4.26	108.62	106.71

Continued on next page...

Continued from previous page...

Mol	Chain	Res	Type	Atoms	Z	Observed(°)	Ideal(°)
38	Y	608	CHL	O2D-CGD-CBD	4.26	118.84	111.27
38	W	606	CHL	C1D-CHD-C4C	-4.26	116.87	126.06
27	F	301	CLA	C4A-NA-C1A	4.26	108.62	106.71
30	9	621	BCR	C16-C17-C18	-4.26	121.24	127.31
38	V	609	CHL	C3C-C4C-NC	4.26	115.34	110.57
30	a	619	BCR	C38-C26-C25	-4.25	119.75	124.53
29	1	620	LHG	O7-C7-C8	4.25	120.66	111.50
27	6	613	CLA	C4A-NA-C1A	4.25	108.62	106.71
38	U	607	CHL	C1D-ND-C4D	4.25	109.35	106.33
35	Z	1621	LUT	C17-C1-C6	-4.25	103.41	110.30
30	L	305	BCR	C20-C21-C22	-4.25	121.25	127.31
30	B	844	BCR	C37-C22-C23	4.24	124.76	118.08
30	B	853	BCR	C24-C23-C22	-4.24	119.82	126.23
30	A	851	BCR	C16-C17-C18	-4.24	121.26	127.31
30	1	619	BCR	C20-C21-C22	-4.23	121.27	127.31
38	U	606	CHL	C1D-CHD-C4C	-4.23	116.93	126.06
38	V	607	CHL	C1D-ND-C4D	4.23	109.34	106.33
30	B	844	BCR	C15-C16-C17	-4.23	114.81	123.47
30	4	621	BCR	C33-C5-C4	4.23	121.74	113.62
30	A	852	BCR	C39-C30-C25	-4.23	103.44	110.30
29	a	620	LHG	O7-C7-C8	4.23	120.61	111.50
38	Z	605	CHL	C1D-ND-C4D	4.23	109.34	106.33
30	F	305	BCR	C38-C26-C25	-4.23	119.78	124.53
27	9	610	CLA	C4A-NA-C1A	4.22	108.61	106.71
30	B	847	BCR	C8-C7-C6	-4.22	115.34	127.20
38	V	608	CHL	C1D-CHD-C4C	-4.22	116.95	126.06
37	V	1623	NEX	C38-C25-C26	-4.22	115.19	122.26
30	B	849	BCR	C4-C5-C6	-4.22	116.61	122.73
30	7	623	BCR	C38-C26-C25	-4.22	119.79	124.53
37	Y	1623	NEX	C27-C28-C29	-4.21	119.00	125.53
27	A	820	CLA	CMB-C2B-C1B	-4.21	122.00	128.46
30	L	305	BCR	C11-C10-C9	-4.20	121.32	127.31
37	5	624	NEX	C26-C27-C28	-4.20	117.12	125.99
30	a	619	BCR	C20-C21-C22	-4.20	121.32	127.31
38	U	607	CHL	C1D-CHD-C4C	-4.19	117.02	126.06
30	4	621	BCR	C20-C21-C22	-4.19	121.33	127.31
27	B	802	CLA	C4A-NA-C1A	4.18	108.59	106.71
27	B	829	CLA	CMB-C2B-C1B	-4.18	122.04	128.46
36	Z	1622	XAT	O4-C5-C18	4.18	120.06	115.06
27	B	814	CLA	C4A-NA-C1A	4.18	108.58	106.71
38	Y	606	CHL	C1D-CHD-C4C	-4.17	117.06	126.06
27	A	812	CLA	C4A-NA-C1A	4.17	108.58	106.71

Continued on next page...

Continued from previous page...

Mol	Chain	Res	Type	Atoms	Z	Observed(°)	Ideal(°)
38	Z	608	CHL	C1D-ND-C4D	4.17	109.30	106.33
38	X	606	CHL	C1D-CHD-C4C	-4.17	117.07	126.06
30	B	801	BCR	C28-C27-C26	-4.16	106.65	114.08
27	B	808	CLA	C4A-NA-C1A	4.15	108.57	106.71
27	a	603	CLA	CMB-C2B-C1B	-4.15	122.08	128.46
27	8	609	CLA	C4A-NA-C1A	4.15	108.57	106.71
27	1	603	CLA	CMB-C2B-C1B	-4.14	122.10	128.46
35	V	1621	LUT	C8-C7-C6	-4.14	115.57	127.20
38	V	606	CHL	CHD-C4C-NC	4.14	130.73	124.20
30	A	849	BCR	C36-C18-C19	4.14	124.60	118.08
27	8	601	CLA	CMB-C2B-C3B	4.14	132.42	124.68
38	Z	609	CHL	C3C-C4C-NC	4.14	115.21	110.57
27	A	829	CLA	CMB-C2B-C3B	4.13	132.41	124.68
38	W	606	CHL	CHD-C4C-NC	4.13	130.71	124.20
27	A	831	CLA	C4A-NA-C1A	4.13	108.56	106.71
36	2	620	XAT	O4-C5-C18	4.12	120.00	115.06
30	O	2005	BCR	C30-C25-C26	-4.12	116.81	122.61
27	1	604	CLA	C4A-NA-C1A	4.12	108.56	106.71
27	B	826	CLA	CMB-C2B-C1B	-4.12	122.13	128.46
27	V	614	CLA	C4A-NA-C1A	4.12	108.56	106.71
27	A	831	CLA	CMB-C2B-C1B	-4.12	122.14	128.46
38	Z	608	CHL	C1D-CHD-C4C	-4.12	117.18	126.06
38	W	608	CHL	C1D-CHD-C4C	-4.12	117.18	126.06
38	W	608	CHL	O2D-CGD-CBD	4.11	118.58	111.27
30	3	620	BCR	C15-C16-C17	-4.11	115.05	123.47
38	U	606	CHL	CHD-C4C-NC	4.11	130.68	124.20
38	Y	608	CHL	C1D-CHD-C4C	-4.11	117.19	126.06
27	B	819	CLA	CMB-C2B-C1B	-4.10	122.16	128.46
27	3	610	CLA	CMB-C2B-C1B	-4.10	122.16	128.46
38	U	608	CHL	O2D-CGD-CBD	4.10	118.56	111.27
38	V	605	CHL	C1D-ND-C4D	4.10	109.25	106.33
30	3	621	BCR	C11-C10-C9	-4.10	121.46	127.31
27	8	614	CLA	C4A-NA-C1A	4.09	108.55	106.71
38	Z	606	CHL	C1D-CHD-C4C	-4.09	117.23	126.06
30	A	849	BCR	C16-C17-C18	-4.09	121.47	127.31
27	A	828	CLA	CMB-C2B-C1B	-4.09	122.17	128.46
36	X	1622	XAT	O4-C5-C18	4.09	119.96	115.06
27	J	101	CLA	C4A-NA-C1A	4.09	108.54	106.71
36	Y	1622	XAT	O4-C5-C18	4.09	119.95	115.06
38	W	608	CHL	CHD-C4C-NC	4.09	130.64	124.20
27	B	822	CLA	C4A-NA-C1A	4.09	108.54	106.71
38	V	607	CHL	C1D-CHD-C4C	-4.08	117.25	126.06

Continued on next page...

Continued from previous page...

Mol	Chain	Res	Type	Atoms	Z	Observed(°)	Ideal(°)
27	2	606	CLA	CMB-C2B-C1B	-4.08	122.19	128.46
30	A	850	BCR	C20-C21-C22	-4.08	121.48	127.31
27	A	819	CLA	CMB-C2B-C1B	-4.08	122.19	128.46
27	B	830	CLA	C4A-NA-C1A	4.08	108.54	106.71
30	B	848	BCR	C8-C7-C6	-4.08	115.74	127.20
37	6	624	NEX	O24-C25-C38	4.08	119.94	115.06
27	3	612	CLA	CMB-C2B-C1B	-4.08	122.20	128.46
38	W	606	CHL	C1D-ND-C4D	4.07	109.23	106.33
38	U	608	CHL	C1D-CHD-C4C	-4.07	117.28	126.06
30	3	620	BCR	C15-C14-C13	-4.07	121.51	127.31
27	L	304	CLA	C4A-NA-C1A	4.07	108.53	106.71
30	A	852	BCR	C7-C8-C9	-4.06	120.09	126.23
27	3	609	CLA	O2D-CGD-CBD	4.06	118.49	111.27
27	5	616	CLA	C4A-NA-C1A	4.06	108.53	106.71
27	B	818	CLA	C4-C3-C5	4.06	122.10	115.27
27	7	614	CLA	C4A-NA-C1A	4.06	108.53	106.71
35	5	620	LUT	C35-C15-C14	-4.06	115.16	123.47
30	B	843	BCR	C16-C17-C18	-4.06	121.52	127.31
38	V	606	CHL	C1D-ND-C4D	4.06	109.22	106.33
29	9	624	LHG	O7-C7-C8	4.06	120.24	111.50
29	8	623	LHG	O7-C7-C8	4.06	120.24	111.50
35	4	619	LUT	C35-C15-C14	-4.06	115.17	123.47
30	A	852	BCR	C37-C22-C23	4.05	124.47	118.08
27	A	838	CLA	CMB-C2B-C3B	4.05	132.25	124.68
27	B	819	CLA	C4A-NA-C1A	4.05	108.53	106.71
38	V	608	CHL	O2D-CGD-CBD	4.05	118.46	111.27
27	V	612	CLA	CMB-C2B-C1B	-4.04	122.25	128.46
27	Z	614	CLA	C4A-NA-C1A	4.04	108.52	106.71
27	a	604	CLA	C4A-NA-C1A	4.04	108.52	106.71
27	6	616	CLA	CMB-C2B-C1B	-4.04	122.26	128.46
27	L	302	CLA	C4A-NA-C1A	4.03	108.52	106.71
29	O	2631	LHG	O7-C7-C8	4.03	120.19	111.50
38	V	606	CHL	O2D-CGD-CBD	4.03	118.43	111.27
30	9	621	BCR	C11-C10-C9	-4.03	121.56	127.31
38	U	608	CHL	CHD-C4C-NC	4.03	130.55	124.20
30	5	622	BCR	C3-C4-C5	-4.02	106.89	114.08
27	A	814	CLA	CMB-C2B-C1B	-4.02	122.28	128.46
27	2	603	CLA	C4A-NA-C1A	4.02	108.51	106.71
36	4	620	XAT	C6-C7-C8	-4.02	117.50	125.99
33	V	2631	LMG	O7-C10-C11	4.02	120.16	111.50
27	2	613	CLA	CMB-C2B-C1B	-4.01	122.29	128.46
27	V	610	CLA	C4A-NA-C1A	4.01	108.51	106.71

Continued on next page...

Continued from previous page...

Mol	Chain	Res	Type	Atoms	Z	Observed(°)	Ideal(°)
30	3	620	BCR	C8-C7-C6	4.01	138.47	127.20
27	V	602	CLA	CMB-C2B-C1B	-4.01	122.30	128.46
30	B	848	BCR	C16-C17-C18	-4.00	121.60	127.31
27	7	609	CLA	CMB-C2B-C1B	-4.00	122.31	128.46
38	Z	607	CHL	CHD-C4C-C3C	-4.00	118.96	124.84
30	6	622	BCR	C16-C17-C18	-3.99	121.61	127.31
35	9	619	LUT	C35-C34-C33	-3.99	121.61	127.31
27	Z	610	CLA	CMB-C2B-C3B	3.99	132.15	124.68
27	A	824	CLA	CMB-C2B-C1B	-3.99	122.33	128.46
27	a	616	CLA	CMB-C2B-C1B	-3.99	122.33	128.46
30	B	801	BCR	C16-C15-C14	-3.99	115.30	123.47
27	5	618	CLA	CMB-C2B-C1B	-3.99	122.33	128.46
35	8	619	LUT	C8-C7-C6	-3.99	116.00	127.20
30	7	621	BCR	C39-C30-C25	-3.99	103.83	110.30
38	V	608	CHL	CHD-C4C-NC	3.99	130.48	124.20
30	K	207	BCR	C16-C17-C18	-3.99	121.62	127.31
38	V	601	CHL	CHD-C4C-C3C	-3.99	118.98	124.84
29	B	851	LHG	O7-C7-C8	3.98	120.09	111.50
30	B	845	BCR	C16-C17-C18	-3.98	121.62	127.31
30	B	846	BCR	C20-C21-C22	-3.98	121.63	127.31
27	1	616	CLA	CMB-C2B-C1B	-3.98	122.35	128.46
27	V	604	CLA	CMB-C2B-C1B	-3.98	122.35	128.46
27	B	835	CLA	C4A-NA-C1A	3.98	108.49	106.71
30	8	621	BCR	C3-C4-C5	-3.97	106.98	114.08
36	1	618	XAT	C6-C7-C8	-3.97	117.59	125.99
27	3	609	CLA	O2D-CGD-O1D	-3.97	116.07	123.84
27	7	610	CLA	C4A-NA-C1A	3.97	108.49	106.71
38	X	605	CHL	C1D-CHD-C4C	-3.97	117.49	126.06
30	O	2005	BCR	C16-C17-C18	-3.97	121.64	127.31
36	3	619	XAT	O24-C25-C38	3.97	119.81	115.06
38	V	607	CHL	O2D-CGD-CBD	3.97	118.32	111.27
27	A	802	CLA	CMB-C2B-C1B	-3.97	122.36	128.46
38	U	607	CHL	CHC-C1C-NC	3.97	130.22	124.20
38	X	601	CHL	C1-C2-C3	-3.97	119.18	126.04
27	B	817	CLA	C4A-NA-C1A	3.97	108.49	106.71
38	Y	608	CHL	C1D-ND-C4D	3.97	109.15	106.33
27	B	836	CLA	CMB-C2B-C3B	3.96	132.09	124.68
30	J	102	BCR	C23-C24-C25	-3.96	116.08	127.20
30	B	843	BCR	C37-C22-C23	3.96	124.32	118.08
32	1	621	LMU	C1B-O1B-C4'	-3.96	108.17	117.96
38	Y	605	CHL	C1D-CHD-C4C	-3.96	117.52	126.06
27	7	604	CLA	C4A-NA-C1A	3.96	108.48	106.71

Continued on next page...

Continued from previous page...

Mol	Chain	Res	Type	Atoms	Z	Observed(°)	Ideal(°)
30	A	856	BCR	C33-C5-C6	-3.96	120.09	124.53
30	B	852	BCR	C15-C16-C17	-3.96	115.37	123.47
30	1	619	BCR	C37-C22-C23	3.95	124.31	118.08
27	6	614	CLA	C4A-NA-C1A	3.95	108.48	106.71
27	U	610	CLA	C4A-NA-C1A	3.95	108.48	106.71
27	2	602	CLA	CMB-C2B-C1B	-3.95	122.39	128.46
36	a	618	XAT	C6-C7-C8	-3.95	117.64	125.99
30	O	2004	BCR	C20-C21-C22	-3.95	121.68	127.31
33	L	2631	LMG	O7-C10-C11	3.94	120.00	111.50
30	A	848	BCR	C36-C18-C17	-3.94	117.40	122.92
38	V	607	CHL	CHC-C1C-NC	3.94	130.18	124.20
35	8	619	LUT	C7-C8-C9	-3.94	120.28	126.23
38	W	608	CHL	CHC-C1C-NC	3.94	130.18	124.20
30	J	102	BCR	C39-C30-C25	-3.93	103.92	110.30
35	Z	1620	LUT	C21-C26-C27	-3.93	107.73	112.70
38	X	605	CHL	C1D-ND-C4D	3.93	109.13	106.33
27	L	302	CLA	CMB-C2B-C1B	-3.93	122.42	128.46
27	3	608	CLA	CMB-C2B-C1B	-3.93	122.43	128.46
30	B	847	BCR	C36-C18-C19	3.92	124.25	118.08
30	5	622	BCR	C16-C17-C18	-3.92	121.72	127.31
30	a	619	BCR	C37-C22-C23	3.92	124.25	118.08
27	a	612	CLA	CMB-C2B-C1B	-3.91	122.45	128.46
27	V	610	CLA	CMB-C2B-C3B	3.91	132.00	124.68
30	B	847	BCR	C20-C21-C22	-3.91	121.72	127.31
37	5	624	NEX	C5-C6-C1	3.91	123.58	119.70
27	A	840	CLA	CMB-C2B-C1B	-3.91	122.45	128.46
38	U	608	CHL	CHC-C1C-NC	3.91	130.14	124.20
30	B	852	BCR	C33-C5-C4	3.91	121.12	113.62
30	B	849	BCR	C20-C21-C22	-3.91	121.73	127.31
30	L	301	BCR	C20-C21-C22	-3.91	121.73	127.31
30	A	852	BCR	C24-C23-C22	-3.91	120.33	126.23
27	A	816	CLA	C1-C2-C3	-3.90	119.29	126.04
36	4	620	XAT	O4-C5-C18	3.90	119.73	115.06
38	V	608	CHL	CHC-C1C-NC	3.90	130.12	124.20
30	G	205	BCR	C36-C18-C17	-3.89	117.47	122.92
38	U	606	CHL	C1D-ND-C4D	3.89	109.10	106.33
33	J	103	LMG	O7-C10-C11	3.89	119.89	111.50
30	7	621	BCR	C20-C21-C22	-3.89	121.76	127.31
27	1	610	CLA	C4A-NA-C1A	3.89	108.45	106.71
30	B	849	BCR	C33-C5-C4	3.88	121.08	113.62
27	B	833	CLA	C4A-NA-C1A	3.88	108.45	106.71
27	8	610	CLA	C4A-NA-C1A	3.88	108.45	106.71

Continued on next page...

Continued from previous page...

Mol	Chain	Res	Type	Atoms	Z	Observed(°)	Ideal(°)
30	A	851	BCR	C30-C25-C26	-3.87	117.16	122.61
27	A	805	CLA	O2D-CGD-O1D	-3.87	116.27	123.84
27	1	612	CLA	CMB-C2B-C1B	-3.87	122.52	128.46
36	2	620	XAT	C12-C13-C14	-3.87	113.00	118.94
36	8	620	XAT	O4-C5-C18	3.87	119.69	115.06
30	K	202	BCR	C16-C17-C18	-3.87	121.79	127.31
38	Y	605	CHL	C1D-ND-C4D	3.86	109.08	106.33
27	1	607	CLA	CMB-C2B-C1B	-3.86	122.53	128.46
38	X	606	CHL	C1D-ND-C4D	3.86	109.08	106.33
38	W	601	CHL	CHD-C4C-C3C	-3.86	119.17	124.84
36	U	1622	XAT	C27-C28-C29	-3.86	119.54	125.53
27	8	612	CLA	CMB-C2B-C1B	-3.86	122.53	128.46
38	W	605	CHL	C1D-CHD-C4C	-3.86	117.73	126.06
30	1	619	BCR	C15-C14-C13	-3.86	121.81	127.31
27	a	610	CLA	C4A-NA-C1A	3.85	108.44	106.71
30	B	847	BCR	C15-C16-C17	-3.85	115.58	123.47
27	L	304	CLA	CMB-C2B-C1B	-3.85	122.55	128.46
35	V	1621	LUT	C17-C1-C6	-3.85	104.06	110.30
38	Z	606	CHL	CHC-C1C-NC	3.85	130.04	124.20
36	W	1622	XAT	C27-C28-C29	-3.84	119.56	125.53
30	O	2004	BCR	C1-C6-C5	-3.84	117.20	122.61
30	7	623	BCR	C8-C7-C6	-3.84	116.41	127.20
30	7	623	BCR	C16-C17-C18	-3.84	121.83	127.31
38	Z	606	CHL	CMB-C2B-C3B	3.84	131.87	124.68
27	B	814	CLA	CMB-C2B-C1B	-3.84	122.57	128.46
30	G	205	BCR	C16-C17-C18	-3.84	121.84	127.31
30	B	845	BCR	C34-C9-C10	-3.83	117.55	122.92
38	Z	608	CHL	CHC-C1C-NC	3.83	130.02	124.20
38	Y	607	CHL	CAC-C3C-C4C	3.83	129.78	124.81
38	U	605	CHL	C1D-CHD-C4C	-3.83	117.79	126.06
27	B	805	CLA	CMB-C2B-C1B	-3.83	122.58	128.46
38	X	606	CHL	CHD-C4C-NC	3.83	130.24	124.20
30	B	852	BCR	C20-C21-C22	-3.83	121.84	127.31
27	7	612	CLA	CMB-C2B-C1B	-3.83	122.58	128.46
38	X	606	CHL	CHC-C1C-NC	3.83	130.01	124.20
38	Y	606	CHL	C1D-ND-C4D	3.83	109.05	106.33
38	Y	606	CHL	CHD-C4C-NC	3.83	130.23	124.20
38	Z	605	CHL	CHC-C1C-NC	3.83	130.01	124.20
38	W	605	CHL	CHC-C1C-NC	3.82	130.00	124.20
38	Y	601	CHL	CHD-C4C-C3C	-3.82	119.22	124.84
38	Y	605	CHL	CAC-C3C-C4C	3.82	129.77	124.81
38	Y	606	CHL	CHC-C1C-NC	3.82	130.00	124.20

Continued on next page...

Continued from previous page...

Mol	Chain	Res	Type	Atoms	Z	Observed(°)	Ideal(°)
27	a	607	CLA	CMB-C2B-C1B	-3.82	122.59	128.46
30	L	305	BCR	C37-C22-C23	3.82	124.09	118.08
27	W	610	CLA	C4A-NA-C1A	3.81	108.42	106.71
30	B	849	BCR	C38-C26-C25	-3.81	120.25	124.53
38	W	601	CHL	C1-C2-C3	-3.81	119.45	126.04
27	A	803	CLA	CMB-C2B-C1B	-3.81	122.61	128.46
27	F	301	CLA	CMB-C2B-C1B	-3.81	122.61	128.46
30	O	2005	BCR	C36-C18-C17	-3.80	117.59	122.92
30	B	848	BCR	C28-C27-C26	-3.80	107.28	114.08
36	a	618	XAT	O24-C25-C38	3.80	119.61	115.06
38	U	605	CHL	CHC-C1C-NC	3.80	129.97	124.20
38	X	605	CHL	CAC-C3C-C4C	3.80	129.74	124.81
38	Y	608	CHL	CHD-C4C-NC	3.80	130.19	124.20
30	a	619	BCR	C15-C14-C13	-3.80	121.89	127.31
30	B	852	BCR	C37-C22-C23	3.80	124.06	118.08
38	Z	605	CHL	CAC-C3C-C4C	3.80	129.73	124.81
36	5	621	XAT	O4-C5-C18	3.79	119.60	115.06
27	B	825	CLA	C4A-NA-C1A	3.79	108.41	106.71
38	V	605	CHL	CHD-C4C-NC	3.79	130.18	124.20
37	V	1623	NEX	C35-C34-C33	-3.79	121.90	127.31
36	3	619	XAT	C26-C27-C28	-3.79	117.98	125.99
38	V	608	CHL	C1D-ND-C4D	3.79	109.03	106.33
38	W	605	CHL	C1D-ND-C4D	3.79	109.03	106.33
30	B	846	BCR	C37-C22-C23	3.79	124.04	118.08
37	U	1623	NEX	C17-C1-C6	-3.79	107.08	110.47
38	U	605	CHL	C1D-ND-C4D	3.79	109.02	106.33
36	U	1622	XAT	C15-C35-C34	-3.78	115.72	123.47
27	7	616	CLA	C4A-NA-C1A	3.78	108.41	106.71
38	X	601	CHL	CHD-C4C-C3C	-3.78	119.28	124.84
36	X	1622	XAT	C27-C28-C29	-3.78	119.66	125.53
38	Z	601	CHL	CHD-C4C-C3C	-3.78	119.29	124.84
33	5	627	LMG	O7-C10-C11	3.78	119.64	111.50
33	9	625	LMG	O7-C10-C11	3.77	119.64	111.50
36	Z	1622	XAT	C36-C21-C26	3.77	120.23	110.05
27	6	610	CLA	C4A-NA-C1A	3.77	108.40	106.71
38	U	607	CHL	CHD-C4C-NC	3.77	130.14	124.20
30	B	801	BCR	C29-C30-C25	3.77	116.28	110.48
38	U	601	CHL	CHD-C4C-C3C	-3.77	119.30	124.84
36	1	618	XAT	O24-C25-C38	3.77	119.57	115.06
30	B	848	BCR	C20-C21-C22	-3.77	121.93	127.31
27	W	602	CLA	CMB-C2B-C1B	-3.77	122.68	128.46
36	Y	1622	XAT	C27-C28-C29	-3.77	119.69	125.53

Continued on next page...

Continued from previous page...

Mol	Chain	Res	Type	Atoms	Z	Observed(°)	Ideal(°)
27	U	602	CLA	CMB-C2B-C1B	-3.77	122.68	128.46
27	8	604	CLA	CMB-C2B-C1B	-3.76	122.69	128.46
27	A	818	CLA	CMB-C2B-C3B	3.76	131.71	124.68
30	B	801	BCR	C20-C21-C22	-3.76	121.95	127.31
27	4	612	CLA	CMB-C2B-C1B	-3.76	122.69	128.46
38	Y	608	CHL	CHC-C1C-NC	3.76	129.90	124.20
35	X	1620	LUT	C17-C1-C6	3.75	116.39	110.30
30	B	844	BCR	C11-C10-C9	-3.75	121.95	127.31
36	W	1622	XAT	C15-C35-C34	-3.75	115.79	123.47
27	6	609	CLA	CMB-C2B-C1B	-3.75	122.70	128.46
38	W	608	CHL	C1D-ND-C4D	3.75	109.00	106.33
29	9	622	LHG	O7-C7-C8	3.75	119.58	111.50
27	V	614	CLA	CMB-C2B-C1B	-3.75	122.70	128.46
30	K	202	BCR	C36-C18-C19	3.75	123.99	118.08
27	B	827	CLA	CMB-C2B-C1B	-3.75	122.70	128.46
27	Z	604	CLA	CMB-C2B-C1B	-3.75	122.70	128.46
30	2	623	BCR	C36-C18-C17	-3.75	117.67	122.92
35	4	619	LUT	C21-C26-C27	-3.75	107.96	112.70
36	9	620	XAT	C6-C7-C8	-3.75	118.07	125.99
27	V	611	CLA	O2D-CGD-O1D	-3.75	116.51	123.84
30	8	621	BCR	C37-C22-C23	3.74	123.97	118.08
27	Z	611	CLA	CMB-C2B-C1B	-3.74	122.71	128.46
27	6	612	CLA	CMB-C2B-C1B	-3.74	122.71	128.46
27	9	610	CLA	CMB-C2B-C1B	-3.74	122.72	128.46
38	Y	605	CHL	CHC-C1C-NC	3.74	129.88	124.20
30	B	844	BCR	C20-C21-C22	-3.74	121.98	127.31
30	K	202	BCR	C37-C22-C23	3.74	123.96	118.08
38	V	605	CHL	CHC-C1C-NC	3.73	129.87	124.20
30	A	848	BCR	C7-C8-C9	-3.73	120.59	126.23
38	U	608	CHL	C1D-ND-C4D	3.73	108.99	106.33
38	Z	608	CHL	CHD-C4C-NC	3.73	130.08	124.20
30	A	856	BCR	C20-C21-C22	-3.73	121.98	127.31
35	Y	1620	LUT	C17-C1-C6	3.73	116.35	110.30
27	9	612	CLA	CMB-C2B-C1B	-3.73	122.73	128.46
36	8	620	XAT	C35-C15-C14	-3.73	115.84	123.47
30	4	621	BCR	C36-C18-C19	3.73	123.95	118.08
38	Z	605	CHL	CHD-C4C-NC	3.72	130.06	124.20
38	W	605	CHL	CHD-C4C-NC	3.72	130.06	124.20
35	6	619	LUT	C21-C26-C27	-3.71	108.01	112.70
38	V	606	CHL	C4A-NA-C1A	-3.71	105.04	106.71
36	2	620	XAT	O24-C25-C38	3.71	119.50	115.06
27	B	810	CLA	CMB-C2B-C1B	-3.71	122.76	128.46

Continued on next page...

Continued from previous page...

Mol	Chain	Res	Type	Atoms	Z	Observed(°)	Ideal(°)
27	1	609	CLA	CAB-C3B-C4B	-3.71	122.76	128.46
27	7	606	CLA	CMB-C2B-C1B	-3.71	122.77	128.46
36	8	620	XAT	C6-C7-C8	-3.71	118.16	125.99
33	8	626	LMG	O7-C10-C11	3.70	119.48	111.50
29	H	204	LHG	O7-C7-C8	3.70	119.48	111.50
38	X	605	CHL	CHC-C1C-NC	3.70	129.82	124.20
30	3	620	BCR	C10-C11-C12	-3.70	111.67	123.22
38	W	601	CHL	C3B-C4B-NB	3.70	114.00	109.21
34	B	850	DGD	C2G-O2G-C1B	-3.70	108.68	117.79
38	X	607	CHL	CAC-C3C-C4C	3.70	129.61	124.81
38	U	605	CHL	CHD-C4C-NC	3.70	130.03	124.20
30	B	852	BCR	C35-C13-C12	-3.70	112.25	118.08
27	B	838	CLA	CMB-C2B-C1B	-3.70	122.78	128.46
30	B	801	BCR	C36-C18-C19	3.70	123.90	118.08
38	U	606	CHL	CHC-C1C-NC	3.69	129.81	124.20
37	W	1623	NEX	C17-C1-C6	-3.69	107.17	110.47
27	2	609	CLA	CMB-C2B-C1B	-3.69	122.79	128.46
30	L	308	BCR	C38-C26-C27	3.69	120.70	113.62
27	A	805	CLA	CMB-C2B-C1B	-3.69	122.79	128.46
27	7	608	CLA	CMB-C2B-C1B	-3.69	122.80	128.46
27	7	603	CLA	CMB-C2B-C1B	-3.69	122.80	128.46
30	A	849	BCR	C27-C26-C25	-3.69	117.38	122.73
29	B	854	LHG	O7-C7-C8	3.68	119.44	111.50
30	4	621	BCR	C7-C8-C9	-3.68	120.67	126.23
27	6	611	CLA	CMB-C2B-C1B	-3.68	122.81	128.46
36	2	620	XAT	C35-C15-C14	-3.68	115.93	123.47
27	1	614	CLA	CMB-C2B-C1B	-3.68	122.81	128.46
27	9	602	CLA	CMB-C2B-C3B	3.68	131.56	124.68
38	X	607	CHL	CHD-C4C-C3C	-3.68	119.43	124.84
30	7	621	BCR	C7-C8-C9	-3.68	120.68	126.23
30	L	301	BCR	C36-C18-C19	3.68	123.87	118.08
38	Z	608	CHL	CAC-C3C-C4C	3.68	129.58	124.81
27	1	611	CLA	CMB-C2B-C1B	-3.68	122.81	128.46
38	V	605	CHL	C1D-CHD-C4C	-3.67	118.13	126.06
27	a	614	CLA	CMB-C2B-C1B	-3.67	122.82	128.46
38	W	606	CHL	CHC-C1C-NC	3.67	129.77	124.20
36	4	620	XAT	C35-C15-C14	-3.67	115.96	123.47
30	3	622	BCR	C16-C17-C18	-3.67	122.08	127.31
30	B	846	BCR	C36-C18-C19	3.67	123.85	118.08
36	U	1622	XAT	O4-C5-C18	3.66	119.45	115.06
27	a	611	CLA	CMB-C2B-C1B	-3.66	122.83	128.46
30	K	202	BCR	C38-C26-C27	3.66	120.65	113.62

Continued on next page...

Continued from previous page...

Mol	Chain	Res	Type	Atoms	Z	Observed(°)	Ideal(°)
27	3	610	CLA	CMB-C2B-C3B	3.66	131.52	124.68
30	8	621	BCR	C33-C5-C4	3.66	120.64	113.62
38	V	607	CHL	CHD-C4C-NC	3.66	129.97	124.20
29	9	623	LHG	O7-C7-C8	3.65	119.38	111.50
30	L	309	BCR	C16-C15-C14	-3.65	115.99	123.47
27	6	603	CLA	CAB-C3B-C4B	-3.65	122.86	128.46
37	Z	1623	NEX	C15-C35-C34	-3.65	116.00	123.47
29	X	2630	LHG	O7-C7-C8	3.65	119.36	111.50
30	L	308	BCR	C11-C10-C9	-3.65	122.10	127.31
27	5	612	CLA	CMB-C2B-C1B	-3.65	122.86	128.46
30	L	309	BCR	C20-C21-C22	-3.65	122.11	127.31
27	5	610	CLA	C4A-NA-C1A	3.65	108.34	106.71
27	4	603	CLA	CAB-C3B-C4B	-3.64	122.86	128.46
27	9	609	CLA	CMB-C2B-C1B	-3.64	122.86	128.46
27	B	825	CLA	CMB-C2B-C1B	-3.64	122.86	128.46
37	Z	1623	NEX	C26-C27-C28	-3.64	118.29	125.99
30	O	2005	BCR	C29-C30-C25	3.64	116.08	110.48
36	W	1622	XAT	O4-C5-C18	3.64	119.42	115.06
37	Z	1623	NEX	C15-C14-C13	-3.64	122.12	127.31
29	2	622	LHG	O7-C7-C8	3.64	119.34	111.50
27	4	618	CLA	CAB-C3B-C4B	-3.63	122.88	128.46
36	8	620	XAT	C12-C13-C14	-3.63	113.36	118.94
35	a	617	LUT	C21-C26-C27	-3.63	108.11	112.70
27	B	841	CLA	CMB-C2B-C1B	-3.63	122.89	128.46
38	V	609	CHL	C1B-CHB-C4A	-3.63	122.94	130.12
35	5	620	LUT	C28-C29-C30	-3.63	113.38	118.94
35	1	617	LUT	C21-C26-C27	-3.62	108.12	112.70
37	6	624	NEX	C26-C27-C28	-3.62	118.33	125.99
30	K	207	BCR	C27-C26-C25	-3.62	117.47	122.73
30	B	844	BCR	C15-C14-C13	-3.62	122.14	127.31
38	X	605	CHL	CHD-C4C-NC	3.62	129.91	124.20
27	6	618	CLA	CAB-C3B-C4B	-3.62	122.90	128.46
38	Z	607	CHL	C3B-C4B-NB	3.62	113.89	109.21
27	B	809	CLA	CMB-C2B-C1B	-3.62	122.90	128.46
27	A	841	CLA	CMB-C2B-C1B	-3.62	122.91	128.46
27	O	2002	CLA	CAB-C3B-C4B	-3.61	122.91	128.46
30	3	622	BCR	C36-C18-C19	3.61	123.77	118.08
36	X	1622	XAT	C15-C35-C34	-3.61	116.07	123.47
29	Y	2630	LHG	O7-C7-C8	3.61	119.28	111.50
36	Z	1622	XAT	O24-C25-C38	3.61	119.38	115.06
36	Y	1622	XAT	C15-C35-C34	-3.61	116.09	123.47
38	Z	601	CHL	C3B-C4B-NB	3.60	113.87	109.21

Continued on next page...

Continued from previous page...

Mol	Chain	Res	Type	Atoms	Z	Observed(°)	Ideal(°)
27	J	101	CLA	CMB-C2B-C1B	-3.60	122.92	128.46
38	Z	606	CHL	CHD-C4C-NC	3.60	129.88	124.20
27	B	804	CLA	CMB-C2B-C1B	-3.60	122.93	128.46
30	A	851	BCR	C30-C25-C24	3.60	125.97	115.78
37	6	624	NEX	C39-C29-C30	-3.60	117.88	122.92
38	X	609	CHL	CAC-C3C-C4C	3.60	129.48	124.81
27	B	828	CLA	CMB-C2B-C3B	3.60	131.41	124.68
30	J	102	BCR	C36-C18-C19	3.60	123.75	118.08
30	4	621	BCR	C16-C17-C18	-3.60	122.17	127.31
27	B	818	CLA	CMB-C2B-C1B	-3.60	122.94	128.46
38	U	601	CHL	C1-C2-C3	-3.60	119.82	126.04
27	5	608	CLA	CMB-C2B-C1B	-3.59	122.94	128.46
38	Y	601	CHL	C3B-C4B-NB	3.59	113.86	109.21
27	9	611	CLA	CMB-C2B-C1B	-3.59	122.94	128.46
30	B	853	BCR	C7-C8-C9	-3.59	120.81	126.23
38	X	607	CHL	C3B-C4B-NB	3.59	113.85	109.21
38	Y	605	CHL	CHD-C4C-NC	3.59	129.86	124.20
38	Z	607	CHL	CAC-C3C-C4C	3.59	129.47	124.81
27	6	607	CLA	CAB-C3B-C4B	-3.59	122.95	128.46
30	K	207	BCR	C11-C10-C9	-3.59	122.19	127.31
27	A	808	CLA	CMB-C2B-C1B	-3.58	122.96	128.46
27	2	616	CLA	CAB-C3B-C4B	-3.58	122.96	128.46
27	3	602	CLA	CMB-C2B-C1B	-3.58	122.96	128.46
27	A	817	CLA	CMB-C2B-C3B	3.58	131.37	124.68
30	B	849	BCR	C16-C17-C18	-3.58	122.20	127.31
30	a	619	BCR	C11-C10-C9	-3.58	122.20	127.31
38	V	601	CHL	C1-C2-C3	-3.58	119.86	126.04
27	A	811	CLA	CMB-C2B-C1B	-3.57	122.97	128.46
36	V	1622	XAT	O24-C25-C38	3.57	119.34	115.06
36	8	620	XAT	C26-C27-C28	-3.57	118.44	125.99
30	6	622	BCR	C20-C21-C22	-3.57	122.21	127.31
30	1	619	BCR	C11-C10-C9	-3.57	122.22	127.31
33	4	623	LMG	O7-C10-C11	3.57	119.19	111.50
27	7	616	CLA	CAB-C3B-C4B	-3.57	122.98	128.46
27	8	607	CLA	CMB-C2B-C1B	-3.57	122.98	128.46
36	4	620	XAT	C12-C13-C14	-3.57	113.47	118.94
38	X	601	CHL	C3B-C4B-NB	3.57	113.82	109.21
36	U	1622	XAT	C6-C7-C8	-3.56	118.46	125.99
36	W	1622	XAT	C6-C7-C8	-3.56	118.47	125.99
30	7	621	BCR	C28-C27-C26	-3.56	107.72	114.08
35	Z	1620	LUT	C7-C8-C9	-3.56	120.86	126.23
27	3	607	CLA	CMB-C2B-C1B	-3.56	122.99	128.46

Continued on next page...

Continued from previous page...

Mol	Chain	Res	Type	Atoms	Z	Observed(°)	Ideal(°)
30	L	308	BCR	C20-C21-C22	-3.56	122.23	127.31
35	Z	1621	LUT	C21-C26-C27	-3.56	108.20	112.70
33	A	860	LMG	O7-C10-C11	3.56	119.17	111.50
27	3	607	CLA	CAB-C3B-C4B	-3.56	123.00	128.46
27	4	616	CLA	CAB-C3B-C4B	-3.56	123.00	128.46
30	B	849	BCR	C11-C10-C9	-3.56	122.23	127.31
38	X	607	CHL	CMB-C2B-C3B	3.56	131.33	124.68
30	G	205	BCR	C7-C8-C9	-3.56	120.86	126.23
38	Y	607	CHL	C1B-CHB-C4A	-3.56	123.08	130.12
30	A	850	BCR	C23-C24-C25	-3.55	117.22	127.20
27	L	306	CLA	CMB-C2B-C1B	-3.55	123.01	128.46
27	A	813	CLA	CMB-C2B-C3B	3.55	131.32	124.68
29	W	2630	LHG	O7-C7-C8	3.55	119.15	111.50
30	B	848	BCR	C27-C26-C25	-3.55	117.58	122.73
29	3	624	LHG	O7-C7-C8	3.55	119.15	111.50
30	3	620	BCR	C39-C30-C29	3.55	123.10	108.91
30	F	305	BCR	C38-C26-C27	3.55	120.43	113.62
27	A	837	CLA	CMB-C2B-C1B	-3.55	123.01	128.46
30	L	308	BCR	C16-C17-C18	-3.55	122.25	127.31
30	B	845	BCR	C37-C22-C23	3.55	123.66	118.08
30	J	102	BCR	C24-C23-C22	-3.55	120.88	126.23
38	U	607	CHL	C2A-C1A-CHA	-3.54	117.66	123.86
27	Z	612	CLA	CMB-C2B-C1B	-3.54	123.02	128.46
27	B	839	CLA	CMB-C2B-C1B	-3.54	123.02	128.46
38	U	605	CHL	CAC-C3C-C4C	3.54	129.40	124.81
27	A	820	CLA	CMB-C2B-C3B	3.54	131.30	124.68
30	L	308	BCR	C30-C25-C26	-3.54	117.63	122.61
30	L	308	BCR	C38-C26-C25	-3.54	120.56	124.53
30	J	102	BCR	C15-C16-C17	-3.54	116.23	123.47
27	4	611	CLA	CMB-C2B-C1B	-3.53	123.03	128.46
27	Y	602	CLA	CMB-C2B-C1B	-3.53	123.03	128.46
27	B	828	CLA	C4A-NA-C1A	3.53	108.29	106.71
30	L	305	BCR	C16-C17-C18	-3.53	122.27	127.31
30	4	621	BCR	C39-C30-C25	-3.53	104.57	110.30
30	A	856	BCR	C16-C17-C18	-3.53	122.27	127.31
27	1	608	CLA	CMB-C2B-C1B	-3.53	123.04	128.46
27	X	602	CLA	CMB-C2B-C1B	-3.53	123.04	128.46
30	B	848	BCR	C36-C18-C19	3.53	123.64	118.08
36	Y	1622	XAT	C36-C21-C26	3.52	119.56	110.05
27	A	812	CLA	CMB-C2B-C1B	-3.52	123.05	128.46
36	8	620	XAT	O24-C25-C38	3.52	119.28	115.06
38	W	605	CHL	CAC-C3C-C4C	3.52	129.38	124.81

Continued on next page...

Continued from previous page...

Mol	Chain	Res	Type	Atoms	Z	Observed(°)	Ideal(°)
29	U	2630	LHG	O7-C7-C8	3.52	119.08	111.50
30	7	623	BCR	C36-C18-C19	3.52	123.62	118.08
27	1	614	CLA	C2A-C3A-C4A	-3.52	102.38	106.26
38	U	601	CHL	C3B-C4B-NB	3.52	113.76	109.21
33	4	624	LMG	O7-C10-C11	3.51	119.07	111.50
27	5	619	CLA	CAB-C3B-C4B	-3.51	123.07	128.46
30	L	308	BCR	C7-C8-C9	-3.51	120.93	126.23
36	2	620	XAT	C6-C7-C8	-3.51	118.57	125.99
38	Z	608	CHL	C4A-NA-C1A	-3.51	105.13	106.71
27	8	607	CLA	CAB-C3B-C4B	-3.51	123.07	128.46
27	8	616	CLA	CAB-C3B-C4B	-3.51	123.07	128.46
27	5	618	CLA	CAB-C3B-C4B	-3.50	123.08	128.46
27	4	608	CLA	CMB-C2B-C1B	-3.50	123.08	128.46
36	X	1622	XAT	C36-C21-C26	3.50	119.50	110.05
27	5	616	CLA	CAB-C3B-C4B	-3.50	123.08	128.46
27	A	833	CLA	CMB-C2B-C1B	-3.50	123.08	128.46
27	8	614	CLA	CMB-C2B-C1B	-3.50	123.08	128.46
30	L	309	BCR	C3-C4-C5	-3.50	107.83	114.08
32	A	857	LMU	C1B-O1B-C4'	-3.50	109.31	117.96
27	B	820	CLA	CMB-C2B-C1B	-3.50	123.09	128.46
30	A	856	BCR	C29-C30-C25	3.50	115.86	110.48
30	L	301	BCR	C29-C30-C25	3.50	115.86	110.48
38	X	608	CHL	CHD-C4C-C3C	-3.50	119.70	124.84
30	B	801	BCR	C37-C22-C21	-3.50	118.03	122.92
30	B	849	BCR	C36-C18-C19	3.49	123.58	118.08
30	F	305	BCR	C24-C23-C22	-3.49	120.96	126.23
27	G	203	CLA	CMB-C2B-C1B	-3.49	123.10	128.46
27	4	614	CLA	CMB-C2B-C1B	-3.49	123.10	128.46
27	Z	610	CLA	C4A-NA-C1A	3.49	108.28	106.71
30	7	621	BCR	C16-C17-C18	-3.49	122.33	127.31
27	Z	602	CLA	CMB-C2B-C1B	-3.49	123.10	128.46
36	7	620	XAT	C6-C7-C8	-3.49	118.62	125.99
38	Y	608	CHL	CAC-C3C-C4C	3.49	129.33	124.81
27	6	620	CLA	CMB-C2B-C1B	-3.49	123.11	128.46
27	B	813	CLA	CMB-C2B-C3B	3.48	131.20	124.68
27	7	611	CLA	CMB-C2B-C1B	-3.48	123.11	128.46
27	9	606	CLA	CMB-C2B-C1B	-3.48	123.11	128.46
35	V	1620	LUT	C17-C1-C6	-3.48	104.65	110.30
27	3	611	CLA	CAB-C3B-C4B	-3.48	123.11	128.46
30	L	305	BCR	C36-C18-C19	3.48	123.56	118.08
30	1	619	BCR	C36-C18-C19	3.48	123.56	118.08
27	9	614	CLA	CMB-C2B-C1B	-3.48	123.11	128.46

Continued on next page...

Continued from previous page...

Mol	Chain	Res	Type	Atoms	Z	Observed(°)	Ideal(°)
27	Z	614	CLA	CMB-C2B-C1B	-3.48	123.12	128.46
27	Y	614	CLA	CMB-C2B-C1B	-3.48	123.12	128.46
30	B	845	BCR	C36-C18-C19	3.48	123.55	118.08
30	3	621	BCR	C8-C7-C6	-3.47	117.44	127.20
27	B	826	CLA	CMB-C2B-C3B	3.47	131.18	124.68
27	1	603	CLA	CMB-C2B-C3B	3.47	131.18	124.68
27	A	803	CLA	CMB-C2B-C3B	3.47	131.18	124.68
30	6	622	BCR	C38-C26-C25	-3.47	120.63	124.53
27	U	604	CLA	CMB-C2B-C1B	-3.47	123.13	128.46
35	Z	1620	LUT	C3-C4-C5	-3.47	104.94	111.85
27	A	830	CLA	CMB-C2B-C1B	-3.47	123.13	128.46
30	K	202	BCR	C7-C8-C9	-3.47	120.99	126.23
27	L	303	CLA	O2D-CGD-O1D	-3.47	117.06	123.84
36	5	621	XAT	C27-C28-C29	-3.47	120.15	125.53
38	Z	609	CHL	CAC-C3C-C4C	3.47	129.31	124.81
30	a	619	BCR	C36-C18-C19	3.47	123.54	118.08
27	a	607	CLA	CMB-C2B-C3B	3.47	131.16	124.68
27	6	607	CLA	CMB-C2B-C1B	-3.47	123.14	128.46
37	U	1623	NEX	O24-C25-C38	3.47	119.21	115.06
30	L	305	BCR	C15-C16-C17	-3.47	116.38	123.47
27	G	204	CLA	CMB-C2B-C1B	-3.46	123.14	128.46
27	K	204	CLA	CMB-C2B-C1B	-3.46	123.14	128.46
27	B	834	CLA	CMB-C2B-C1B	-3.46	123.14	128.46
30	G	205	BCR	C24-C23-C22	-3.46	121.01	126.23
36	Z	1622	XAT	C15-C35-C34	-3.46	116.39	123.47
27	A	802	CLA	CMB-C2B-C3B	3.45	131.14	124.68
30	8	621	BCR	C20-C21-C22	-3.45	122.38	127.31
30	8	621	BCR	C37-C22-C21	-3.45	118.09	122.92
30	O	2004	BCR	C34-C9-C8	-3.45	112.64	118.08
27	W	604	CLA	CMB-C2B-C1B	-3.45	123.16	128.46
36	3	619	XAT	C8-C9-C10	-3.45	113.65	118.94
30	A	852	BCR	C27-C26-C25	-3.45	117.72	122.73
27	5	613	CLA	CMB-C2B-C1B	-3.45	123.16	128.46
27	A	816	CLA	CMB-C2B-C1B	-3.45	123.17	128.46
36	4	620	XAT	C26-C27-C28	-3.45	118.70	125.99
27	2	602	CLA	CMB-C2B-C3B	3.45	131.12	124.68
38	V	601	CHL	C3B-C4B-NB	3.45	113.66	109.21
27	A	836	CLA	CMB-C2B-C1B	-3.44	123.17	128.46
27	6	601	CLA	CMB-C2B-C1B	-3.44	123.17	128.46
37	5	624	NEX	C39-C29-C30	-3.44	118.10	122.92
27	a	608	CLA	CMB-C2B-C1B	-3.44	123.17	128.46
27	X	610	CLA	C4A-NA-C1A	3.44	108.25	106.71

Continued on next page...

Continued from previous page...

Mol	Chain	Res	Type	Atoms	Z	Observed(°)	Ideal(°)
30	A	856	BCR	C36-C18-C19	3.44	123.50	118.08
27	5	602	CLA	CMB-C2B-C1B	-3.44	123.18	128.46
38	W	609	CHL	C3B-C4B-NB	3.44	113.66	109.21
27	a	603	CLA	CMB-C2B-C3B	3.44	131.11	124.68
27	Y	610	CLA	CMB-C2B-C1B	-3.44	123.18	128.46
27	6	618	CLA	CMB-C2B-C1B	-3.44	123.18	128.46
38	W	609	CHL	CAC-C3C-C4C	3.44	129.27	124.81
38	W	607	CHL	C1B-CHB-C4A	-3.44	123.31	130.12
30	O	2004	BCR	C24-C23-C22	-3.43	121.05	126.23
30	B	852	BCR	C36-C18-C19	3.43	123.49	118.08
30	3	621	BCR	C37-C22-C23	3.43	123.48	118.08
30	a	619	BCR	C15-C16-C17	-3.43	116.44	123.47
30	O	2005	BCR	C33-C5-C6	-3.43	120.67	124.53
29	4	622	LHG	O7-C7-C8	3.43	118.90	111.50
30	A	851	BCR	C40-C30-C25	3.43	115.86	110.30
27	V	603	CLA	CMB-C2B-C1B	-3.43	123.19	128.46
27	7	604	CLA	CMB-C2B-C1B	-3.43	123.19	128.46
30	B	847	BCR	C37-C22-C21	-3.43	118.12	122.92
30	A	849	BCR	C3-C4-C5	-3.43	107.95	114.08
27	8	602	CLA	O2D-CGD-O1D	-3.43	117.14	123.84
27	1	607	CLA	CMB-C2B-C3B	3.43	131.09	124.68
38	V	607	CHL	CAC-C3C-C4C	3.42	129.25	124.81
30	B	853	BCR	C33-C5-C6	-3.42	120.68	124.53
27	X	614	CLA	CMB-C2B-C1B	-3.42	123.20	128.46
37	Z	1623	NEX	C39-C29-C30	-3.42	118.13	122.92
36	7	620	XAT	O4-C5-C18	3.42	119.15	115.06
27	A	819	CLA	CMB-C2B-C3B	3.42	131.07	124.68
30	8	621	BCR	C36-C18-C19	3.42	123.46	118.08
27	A	843	CLA	CMB-C2B-C1B	-3.42	123.21	128.46
27	7	615	CLA	CAB-C3B-C4B	-3.42	123.22	128.46
37	W	1623	NEX	O24-C25-C38	3.41	119.15	115.06
27	8	603	CLA	CAB-C3B-C4B	-3.41	123.22	128.46
30	9	621	BCR	C1-C6-C5	-3.41	117.81	122.61
29	3	623	LHG	O7-C7-C8	3.41	118.86	111.50
36	9	620	XAT	O24-C25-C38	3.41	119.14	115.06
30	1	619	BCR	C15-C16-C17	-3.41	116.49	123.47
30	B	852	BCR	C10-C11-C12	-3.41	112.58	123.22
30	2	623	BCR	C33-C5-C4	3.40	120.16	113.62
32	A	858	LMU	C6B-C5B-C4B	-3.40	108.79	113.54
38	U	609	CHL	C3B-C4B-NB	3.40	113.61	109.21
27	5	614	CLA	CMB-C2B-C1B	-3.40	123.23	128.46
27	9	601	CLA	CMB-C2B-C1B	-3.40	123.23	128.46

Continued on next page...

Continued from previous page...

Mol	Chain	Res	Type	Atoms	Z	Observed(°)	Ideal(°)
30	B	846	BCR	C16-C17-C18	-3.40	122.46	127.31
27	3	614	CLA	CMB-C2B-C1B	-3.40	123.24	128.46
27	4	604	CLA	CAB-C3B-C4B	-3.40	123.24	128.46
27	A	824	CLA	CMB-C2B-C3B	3.39	131.03	124.68
27	V	602	CLA	CMB-C2B-C3B	3.39	131.03	124.68
27	3	610	CLA	C4A-NA-C1A	3.39	108.23	106.71
30	L	308	BCR	C33-C5-C6	-3.39	120.72	124.53
27	4	616	CLA	CMB-C2B-C1B	-3.39	123.25	128.46
27	a	606	CLA	CMB-C2B-C1B	-3.39	123.25	128.46
30	6	622	BCR	C24-C23-C22	-3.39	121.11	126.23
27	5	601	CLA	CMB-C2B-C1B	-3.39	123.25	128.46
27	X	610	CLA	CMB-C2B-C1B	-3.39	123.25	128.46
27	A	804	CLA	O2D-CGD-O1D	-3.39	117.21	123.84
27	6	616	CLA	CMB-C2B-C3B	3.39	131.02	124.68
27	a	604	CLA	CMB-C2B-C1B	-3.39	123.26	128.46
30	F	305	BCR	C8-C9-C10	-3.38	113.75	118.94
27	1	606	CLA	CBD-CHA-C1A	3.38	131.64	128.06
37	6	624	NEX	C5-C6-C1	3.38	123.05	119.70
36	X	1622	XAT	C7-C8-C9	-3.38	120.28	125.53
33	V	2631	LMG	O1-C1-C2	3.38	113.58	108.30
27	B	817	CLA	CMB-C2B-C1B	-3.38	123.27	128.46
30	A	849	BCR	C7-C8-C9	-3.38	121.13	126.23
27	B	821	CLA	CMB-C2B-C1B	-3.38	123.28	128.46
35	U	1621	LUT	C17-C1-C6	-3.37	104.83	110.30
27	B	816	CLA	CMB-C2B-C1B	-3.37	123.28	128.46
30	L	308	BCR	C39-C30-C25	-3.37	104.83	110.30
30	2	623	BCR	C11-C10-C9	-3.37	122.50	127.31
38	V	606	CHL	CHC-C1C-NC	3.37	129.32	124.20
27	Y	611	CLA	CMB-C2B-C1B	-3.37	123.28	128.46
30	A	851	BCR	C36-C18-C19	3.37	123.39	118.08
30	9	621	BCR	C33-C5-C4	3.37	120.08	113.62
36	U	1622	XAT	C36-C21-C26	3.37	119.13	110.05
27	7	602	CLA	CMB-C2B-C1B	-3.37	123.29	128.46
28	A	844	PQN	C14-C13-C12	-3.37	115.04	123.68
30	G	205	BCR	C23-C24-C25	-3.37	117.75	127.20
36	W	1622	XAT	C36-C21-C26	3.36	119.13	110.05
36	a	618	XAT	C12-C13-C14	-3.36	113.78	118.94
27	1	604	CLA	CMB-C2B-C1B	-3.36	123.30	128.46
27	X	611	CLA	CMB-C2B-C1B	-3.36	123.30	128.46
27	A	828	CLA	O2D-CGD-O1D	-3.36	117.27	123.84
38	X	601	CHL	CAC-C3C-C4C	3.36	129.17	124.81
35	6	619	LUT	C35-C15-C14	-3.36	116.60	123.47

Continued on next page...

Continued from previous page...

Mol	Chain	Res	Type	Atoms	Z	Observed(°)	Ideal(°)
27	4	603	CLA	CMB-C2B-C1B	-3.35	123.31	128.46
27	X	612	CLA	CMB-C2B-C1B	-3.35	123.31	128.46
38	X	609	CHL	C3B-C4B-NB	3.35	113.54	109.21
36	5	621	XAT	C8-C9-C10	-3.35	113.80	118.94
27	A	806	CLA	CMB-C2B-C1B	-3.35	123.31	128.46
38	Z	601	CHL	CAC-C3C-C4C	3.35	129.16	124.81
38	U	609	CHL	CAC-C3C-C4C	3.35	129.16	124.81
27	A	828	CLA	CMB-C2B-C3B	3.35	130.95	124.68
30	1	619	BCR	C16-C17-C18	-3.35	122.53	127.31
30	1	619	BCR	C38-C26-C27	3.35	120.05	113.62
27	a	616	CLA	CMB-C2B-C3B	3.35	130.94	124.68
30	B	843	BCR	C3-C4-C5	-3.35	108.10	114.08
27	A	804	CLA	CMB-C2B-C1B	-3.35	123.32	128.46
30	A	851	BCR	C24-C23-C22	-3.35	121.18	126.23
38	W	609	CHL	CHD-C4C-C3C	-3.35	119.92	124.84
30	4	621	BCR	C37-C22-C23	3.35	123.35	118.08
36	X	1622	XAT	C6-C7-C8	-3.34	118.92	125.99
27	A	812	CLA	O2D-CGD-O1D	-3.34	117.30	123.84
27	5	616	CLA	CMB-C2B-C1B	-3.34	123.32	128.46
36	V	1622	XAT	C6-C7-C8	-3.34	118.92	125.99
30	B	801	BCR	C40-C30-C25	-3.34	104.88	110.30
27	2	614	CLA	CMB-C2B-C1B	-3.34	123.33	128.46
27	B	807	CLA	O2D-CGD-O1D	-3.34	117.31	123.84
27	Y	612	CLA	CMB-C2B-C1B	-3.34	123.33	128.46
27	A	817	CLA	O2D-CGD-O1D	-3.34	117.31	123.84
35	Z	1621	LUT	C8-C7-C6	-3.34	117.83	127.20
27	6	617	CLA	CMB-C2B-C1B	-3.34	123.33	128.46
30	a	619	BCR	C16-C17-C18	-3.34	122.55	127.31
35	W	1621	LUT	C17-C1-C6	-3.34	104.89	110.30
36	Y	1622	XAT	C7-C8-C9	-3.34	120.35	125.53
27	8	613	CLA	CMB-C2B-C1B	-3.34	123.34	128.46
27	2	613	CLA	CMB-C2B-C3B	3.34	130.92	124.68
30	A	849	BCR	C38-C26-C27	3.33	120.02	113.62
30	A	849	BCR	C11-C10-C9	-3.33	122.56	127.31
27	4	610	CLA	CMB-C2B-C1B	-3.33	123.34	128.46
27	W	611	CLA	CMB-C2B-C1B	-3.33	123.34	128.46
30	3	621	BCR	C7-C8-C9	-3.33	121.20	126.23
27	2	612	CLA	CMB-C2B-C1B	-3.33	123.35	128.46
27	7	609	CLA	CMB-C2B-C3B	3.33	130.91	124.68
37	Y	1623	NEX	O24-C25-C38	3.33	119.04	115.06
30	a	619	BCR	C38-C26-C27	3.33	120.01	113.62
27	Y	610	CLA	C4A-NA-C1A	3.33	108.20	106.71

Continued on next page...

Continued from previous page...

Mol	Chain	Res	Type	Atoms	Z	Observed(°)	Ideal(°)
36	1	618	XAT	C12-C13-C14	-3.33	113.83	118.94
37	X	1623	NEX	O24-C25-C38	3.33	119.04	115.06
27	1	616	CLA	CAB-C3B-C2B	3.32	131.20	124.69
30	B	846	BCR	C7-C8-C9	-3.32	121.22	126.23
30	K	207	BCR	C39-C30-C29	3.32	122.19	108.91
27	A	854	CLA	C4-C3-C5	3.32	120.86	115.27
36	Z	1622	XAT	C31-C30-C29	-3.32	122.57	127.31
27	B	803	CLA	CMB-C2B-C1B	-3.32	123.36	128.46
30	4	621	BCR	C1-C6-C5	-3.32	117.94	122.61
27	A	814	CLA	CMB-C2B-C3B	3.32	130.89	124.68
30	O	2004	BCR	C36-C18-C19	3.32	123.31	118.08
27	U	611	CLA	CMB-C2B-C1B	-3.32	123.36	128.46
27	5	604	CLA	CAB-C3B-C4B	-3.32	123.37	128.46
27	5	609	CLA	CMB-C2B-C1B	-3.32	123.37	128.46
27	6	602	CLA	CMB-C2B-C1B	-3.32	123.37	128.46
29	9	623	LHG	C5-O7-C7	-3.32	109.63	117.79
38	Y	605	CHL	C4A-NA-C1A	-3.31	105.22	106.71
38	Y	609	CHL	CAC-C3C-C4C	3.31	129.11	124.81
30	B	801	BCR	C19-C18-C17	-3.31	113.86	118.94
27	5	607	CLA	CMB-C2B-C1B	-3.31	123.37	128.46
27	B	814	CLA	CMB-C2B-C3B	3.31	130.88	124.68
30	4	621	BCR	C28-C27-C26	-3.31	108.16	114.08
27	O	2003	CLA	CMB-C2B-C1B	-3.31	123.37	128.46
27	7	607	CLA	CMB-C2B-C1B	-3.31	123.38	128.46
27	Y	604	CLA	CMB-C2B-C1B	-3.31	123.38	128.46
38	X	609	CHL	CHD-C4C-C3C	-3.31	119.97	124.84
38	X	608	CHL	CAC-C3C-C4C	3.31	129.10	124.81
27	7	616	CLA	O2D-CGD-O1D	-3.31	117.37	123.84
27	V	613	CLA	CMB-C2B-C1B	-3.31	123.38	128.46
27	1	606	CLA	CMB-C2B-C1B	-3.31	123.38	128.46
27	7	613	CLA	CMB-C2B-C1B	-3.31	123.38	128.46
27	X	604	CLA	CMB-C2B-C1B	-3.31	123.38	128.46
36	9	620	XAT	C26-C27-C28	-3.31	119.00	125.99
35	V	1621	LUT	C3-C4-C5	-3.31	105.27	111.85
27	B	808	CLA	O2D-CGD-O1D	-3.31	117.37	123.84
35	3	618	LUT	C7-C8-C9	-3.31	121.24	126.23
27	B	823	CLA	C4A-NA-C1A	3.31	108.19	106.71
27	A	803	CLA	C1B-CHB-C4A	-3.31	123.57	130.12
30	B	848	BCR	C7-C8-C9	-3.31	121.24	126.23
36	Y	1622	XAT	C6-C7-C8	-3.30	119.01	125.99
27	4	613	CLA	CMB-C2B-C1B	-3.30	123.39	128.46
35	Z	1620	LUT	C2-C3-C4	-3.30	105.78	110.30

Continued on next page...

Continued from previous page...

Mol	Chain	Res	Type	Atoms	Z	Observed(°)	Ideal(°)
27	A	827	CLA	CMB-C2B-C1B	-3.30	123.39	128.46
30	3	620	BCR	C37-C22-C21	-3.30	118.30	122.92
27	6	613	CLA	CMB-C2B-C1B	-3.30	123.39	128.46
27	A	809	CLA	CMB-C2B-C1B	-3.30	123.40	128.46
27	5	603	CLA	CAB-C3B-C4B	-3.30	123.40	128.46
27	2	606	CLA	CMB-C2B-C3B	3.30	130.84	124.68
30	5	622	BCR	C36-C18-C17	-3.29	118.31	122.92
38	U	609	CHL	CHD-C4C-C3C	-3.29	120.00	124.84
27	4	606	CLA	CMB-C2B-C1B	-3.29	123.41	128.46
27	B	833	CLA	O2D-CGD-O1D	-3.29	117.41	123.84
27	6	614	CLA	CMB-C2B-C1B	-3.29	123.41	128.46
35	U	1620	LUT	C2-C3-C4	-3.29	105.80	110.30
37	Y	1623	NEX	C4-C3-C2	-3.29	106.34	111.05
30	B	801	BCR	C37-C22-C23	3.29	123.25	118.08
29	A	847	LHG	O7-C7-C8	3.29	118.58	111.50
30	1	619	BCR	C7-C8-C9	-3.28	121.27	126.23
27	B	816	CLA	O2D-CGD-O1D	-3.28	117.42	123.84
29	8	622	LHG	O7-C7-C8	3.28	118.57	111.50
27	2	604	CLA	CMB-C2B-C1B	-3.28	123.42	128.46
27	B	826	CLA	O2D-CGD-O1D	-3.28	117.43	123.84
27	A	831	CLA	CMB-C2B-C3B	3.28	130.81	124.68
27	B	827	CLA	CMB-C2B-C3B	3.28	130.81	124.68
27	8	614	CLA	O2D-CGD-O1D	-3.28	117.43	123.84
27	F	303	CLA	CMB-C2B-C1B	-3.28	123.42	128.46
38	W	601	CHL	CAC-C3C-C4C	3.28	129.06	124.81
38	Y	601	CHL	C4-C3-C5	3.28	120.78	115.27
36	Z	1622	XAT	C7-C8-C9	-3.28	120.45	125.53
30	9	621	BCR	C36-C18-C17	-3.27	118.34	122.92
30	K	207	BCR	C36-C18-C19	3.27	123.23	118.08
27	B	819	CLA	CMB-C2B-C3B	3.27	130.79	124.68
38	X	608	CHL	C1B-CHB-C4A	-3.27	123.65	130.12
27	4	618	CLA	CMB-C2B-C1B	-3.27	123.44	128.46
35	U	1621	LUT	C1-C6-C5	-3.27	118.01	122.61
38	W	607	CHL	C4-C3-C5	3.26	120.76	115.27
27	K	203	CLA	CMB-C2B-C1B	-3.26	123.45	128.46
27	9	604	CLA	CAB-C3B-C4B	-3.26	123.45	128.46
35	W	1621	LUT	C1-C6-C5	-3.26	118.02	122.61
30	A	851	BCR	C16-C15-C14	-3.26	116.79	123.47
27	B	829	CLA	CMB-C2B-C3B	3.26	130.78	124.68
27	A	840	CLA	O2D-CGD-O1D	-3.26	117.46	123.84
27	A	842	CLA	C4-C3-C5	3.26	120.76	115.27
27	A	832	CLA	CMB-C2B-C1B	-3.26	123.45	128.46

Continued on next page...

Continued from previous page...

Mol	Chain	Res	Type	Atoms	Z	Observed(°)	Ideal(°)
38	U	601	CHL	CAC-C3C-C4C	3.26	129.04	124.81
30	a	619	BCR	C7-C8-C9	-3.26	121.31	126.23
27	V	610	CLA	C1B-CHB-C4A	-3.26	123.66	130.12
38	Y	609	CHL	C3B-C4B-NB	3.26	113.42	109.21
30	A	849	BCR	C15-C14-C13	-3.26	122.66	127.31
30	B	853	BCR	C37-C22-C23	3.26	123.21	118.08
30	B	852	BCR	C31-C1-C2	3.26	121.93	108.91
27	6	616	CLA	O2D-CGD-O1D	-3.25	117.47	123.84
27	A	833	CLA	O2D-CGD-O1D	-3.25	117.47	123.84
30	A	848	BCR	C11-C10-C9	-3.25	122.67	127.31
36	U	1622	XAT	C24-C23-C22	-3.25	104.49	110.77
36	1	618	XAT	C26-C27-C28	-3.25	119.12	125.99
27	H	203	CLA	CMB-C2B-C1B	-3.25	123.47	128.46
27	B	812	CLA	O2D-CGD-O1D	-3.25	117.48	123.84
30	B	844	BCR	C16-C17-C18	-3.25	122.67	127.31
30	A	852	BCR	C29-C30-C25	3.25	115.48	110.48
36	a	618	XAT	C26-C27-C28	-3.25	119.13	125.99
27	a	611	CLA	CAB-C3B-C4B	-3.25	123.47	128.46
27	7	616	CLA	CMB-C2B-C1B	-3.25	123.47	128.46
30	A	850	BCR	C36-C18-C17	-3.25	118.38	122.92
27	3	607	CLA	O2D-CGD-O1D	-3.25	117.49	123.84
27	O	2002	CLA	CMB-C2B-C1B	-3.25	123.48	128.46
27	9	610	CLA	O2D-CGD-O1D	-3.24	117.50	123.84
36	W	1622	XAT	C18-C5-C4	3.24	117.93	114.28
30	A	850	BCR	C31-C1-C6	-3.24	105.04	110.30
27	8	610	CLA	C4-C3-C5	3.24	120.73	115.27
27	4	602	CLA	O2D-CGD-O1D	-3.24	117.50	123.84
27	a	612	CLA	CMB-C2B-C3B	3.24	130.74	124.68
35	Y	1621	LUT	C17-C1-C6	-3.24	105.05	110.30
29	6	623	LHG	O7-C7-C8	3.24	118.48	111.50
36	Z	1622	XAT	C6-C7-C8	-3.24	119.15	125.99
27	L	304	CLA	CMB-C2B-C3B	3.24	130.73	124.68
27	4	601	CLA	O2D-CGD-O1D	-3.24	117.51	123.84
30	6	622	BCR	C7-C8-C9	-3.23	121.35	126.23
36	Y	1622	XAT	C31-C30-C29	-3.23	122.70	127.31
30	2	623	BCR	C30-C25-C26	-3.23	118.06	122.61
35	W	1620	LUT	C2-C3-C4	-3.23	105.88	110.30
30	K	202	BCR	C15-C14-C13	-3.23	122.70	127.31
27	B	805	CLA	O2D-CGD-O1D	-3.23	117.52	123.84
30	5	622	BCR	C39-C30-C25	-3.23	105.06	110.30
38	X	608	CHL	C3B-C4B-NB	3.23	113.38	109.21
30	3	620	BCR	C36-C18-C19	3.23	123.16	118.08

Continued on next page...

Continued from previous page...

Mol	Chain	Res	Type	Atoms	Z	Observed(°)	Ideal(°)
27	9	610	CLA	CMB-C2B-C3B	3.23	130.71	124.68
35	X	1621	LUT	C17-C1-C6	-3.23	105.07	110.30
30	B	845	BCR	C11-C10-C9	-3.23	122.71	127.31
38	Y	608	CHL	C4A-NA-C1A	-3.23	105.26	106.71
27	A	810	CLA	CMB-C2B-C1B	-3.23	123.51	128.46
27	9	603	CLA	CMB-C2B-C1B	-3.23	123.51	128.46
30	L	308	BCR	C24-C23-C22	-3.22	121.36	126.23
27	A	820	CLA	O2D-CGD-O1D	-3.22	117.53	123.84
27	8	609	CLA	CMB-C2B-C1B	-3.22	123.51	128.46
27	8	616	CLA	CMB-C2B-C1B	-3.22	123.51	128.46
35	4	619	LUT	C30-C31-C32	-3.22	113.17	123.22
27	A	854	CLA	C1B-CHB-C4A	-3.22	123.74	130.12
38	Z	607	CHL	CHB-C4A-NA	3.22	128.97	124.51
27	A	832	CLA	C4A-NA-C1A	3.22	108.15	106.71
27	L	302	CLA	CMB-C2B-C3B	3.22	130.70	124.68
27	B	824	CLA	CMB-C2B-C1B	-3.22	123.52	128.46
27	U	602	CLA	CMB-C2B-C3B	3.22	130.70	124.68
30	L	308	BCR	C8-C7-C6	-3.22	118.16	127.20
27	A	842	CLA	CMB-C2B-C1B	-3.22	123.52	128.46
27	9	604	CLA	CMB-C2B-C1B	-3.22	123.52	128.46
30	K	207	BCR	C36-C18-C17	-3.22	118.42	122.92
36	W	1622	XAT	C24-C23-C22	-3.22	104.56	110.77
27	B	837	CLA	O2D-CGD-O1D	-3.22	117.55	123.84
36	U	1622	XAT	C18-C5-C4	3.22	117.90	114.28
27	6	608	CLA	CMB-C2B-C1B	-3.22	123.52	128.46
27	1	612	CLA	CMB-C2B-C3B	3.21	130.69	124.68
27	Z	611	CLA	CMB-C2B-C3B	3.21	130.69	124.68
28	A	844	PQN	C14-C13-C15	-3.21	109.86	115.27
30	4	621	BCR	C3-C4-C5	-3.21	108.34	114.08
27	2	601	CLA	O2D-CGD-O1D	-3.21	117.56	123.84
36	X	1622	XAT	C31-C30-C29	-3.21	122.73	127.31
36	9	620	XAT	C38-C25-C24	3.21	117.89	114.28
27	W	602	CLA	CMB-C2B-C3B	3.21	130.68	124.68
35	Z	1621	LUT	C3-C4-C5	-3.20	105.47	111.85
27	B	838	CLA	O2D-CGD-O1D	-3.20	117.57	123.84
35	8	619	LUT	C3-C4-C5	-3.20	105.47	111.85
27	8	604	CLA	CMB-C2B-C3B	3.20	130.67	124.68
38	X	605	CHL	C4A-NA-C1A	-3.20	105.27	106.71
27	9	612	CLA	CMB-C2B-C3B	3.20	130.67	124.68
27	1	614	CLA	CAB-C3B-C4B	-3.20	123.55	128.46
27	B	823	CLA	CMB-C2B-C1B	-3.20	123.55	128.46
30	L	309	BCR	C37-C22-C23	3.20	123.12	118.08

Continued on next page...

Continued from previous page...

Mol	Chain	Res	Type	Atoms	Z	Observed(°)	Ideal(°)
27	2	616	CLA	CMB-C2B-C1B	-3.20	123.55	128.46
38	Y	609	CHL	CHD-C4C-C3C	-3.19	120.14	124.84
27	B	812	CLA	CMB-C2B-C1B	-3.19	123.56	128.46
38	Y	601	CHL	CAC-C3C-C4C	3.19	128.95	124.81
30	2	623	BCR	C39-C30-C25	-3.19	105.12	110.30
27	8	609	CLA	C1B-CHB-C4A	-3.19	123.80	130.12
27	A	805	CLA	O2D-CGD-CBD	3.19	116.94	111.27
30	A	851	BCR	C29-C30-C25	-3.19	105.57	110.48
27	5	610	CLA	C1B-CHB-C4A	-3.19	123.80	130.12
30	L	305	BCR	C15-C14-C13	-3.19	122.76	127.31
27	B	825	CLA	O2D-CGD-O1D	-3.19	117.61	123.84
27	1	616	CLA	CMB-C2B-C3B	3.19	130.93	124.69
27	L	302	CLA	O2D-CGD-O1D	-3.19	117.61	123.84
35	9	619	LUT	C35-C15-C14	-3.18	116.95	123.47
27	B	811	CLA	CAB-C3B-C4B	-3.18	123.57	128.46
27	6	608	CLA	C1B-CHB-C4A	-3.18	123.81	130.12
27	A	829	CLA	C1B-CHB-C4A	-3.18	123.81	130.12
27	B	818	CLA	O2D-CGD-O1D	-3.18	117.62	123.84
27	B	825	CLA	CMB-C2B-C3B	3.18	130.62	124.68
27	8	606	CLA	CMB-C2B-C1B	-3.17	123.58	128.46
30	O	2005	BCR	C8-C7-C6	-3.17	118.29	127.20
27	B	805	CLA	CMB-C2B-C3B	3.17	130.61	124.68
35	5	620	LUT	C35-C34-C33	-3.17	122.78	127.31
27	B	841	CLA	CMB-C2B-C3B	3.17	130.61	124.68
27	9	613	CLA	CMB-C2B-C1B	-3.17	123.59	128.46
36	2	620	XAT	C26-C27-C28	-3.17	119.29	125.99
27	9	614	CLA	O2D-CGD-O1D	-3.17	117.64	123.84
35	U	1620	LUT	C35-C15-C14	-3.17	116.98	123.47
38	Z	601	CHL	C1-C2-C3	-3.17	120.56	126.04
30	3	620	BCR	C33-C5-C4	3.17	119.70	113.62
27	5	607	CLA	CMB-C2B-C3B	3.17	130.60	124.68
37	U	1623	NEX	C39-C29-C30	-3.17	118.49	122.92
27	8	603	CLA	CMB-C2B-C1B	-3.17	123.60	128.46
30	A	850	BCR	C7-C8-C9	-3.16	121.45	126.23
27	A	830	CLA	CMB-C2B-C3B	3.16	130.60	124.68
27	7	615	CLA	CMB-C2B-C1B	-3.16	123.60	128.46
37	5	624	NEX	C17-C1-C6	-3.16	107.64	110.47
30	L	301	BCR	C15-C16-C17	-3.16	116.99	123.47
37	W	1623	NEX	C39-C29-C30	-3.16	118.49	122.92
27	5	603	CLA	CMB-C2B-C1B	-3.16	123.60	128.46
38	Y	601	CHL	C1-C2-C3	-3.16	120.57	126.04
37	6	624	NEX	C31-C30-C29	-3.16	122.80	127.31

Continued on next page...

Continued from previous page...

Mol	Chain	Res	Type	Atoms	Z	Observed(°)	Ideal(°)
27	6	612	CLA	CMB-C2B-C3B	3.16	130.59	124.68
27	A	821	CLA	CMB-C2B-C1B	-3.16	123.61	128.46
27	3	611	CLA	CMB-C2B-C1B	-3.16	123.61	128.46
27	5	602	CLA	O2D-CGD-O1D	-3.16	117.66	123.84
36	V	1622	XAT	C31-C30-C29	-3.16	122.80	127.31
27	2	611	CLA	CMB-C2B-C1B	-3.16	123.61	128.46
30	A	852	BCR	C4-C5-C6	-3.16	118.14	122.73
30	B	844	BCR	C37-C22-C21	-3.16	118.50	122.92
27	B	817	CLA	C1B-CHB-C4A	-3.15	123.87	130.12
27	Z	604	CLA	CMB-C2B-C3B	3.15	130.58	124.68
27	B	803	CLA	C1B-CHB-C4A	-3.15	123.87	130.12
35	W	1620	LUT	C35-C15-C14	-3.15	117.02	123.47
27	7	611	CLA	C1B-CHB-C4A	-3.15	123.87	130.12
38	W	607	CHL	C3B-C4B-NB	3.15	113.28	109.21
30	O	2005	BCR	C3-C4-C5	-3.15	108.45	114.08
30	A	852	BCR	C37-C22-C21	-3.15	118.51	122.92
27	L	307	CLA	CMB-C2B-C1B	-3.15	123.62	128.46
30	B	845	BCR	C33-C5-C6	-3.15	120.99	124.53
30	K	202	BCR	C11-C10-C9	-3.15	122.82	127.31
27	K	203	CLA	O2D-CGD-O1D	-3.15	117.69	123.84
27	a	613	CLA	CMB-C2B-C1B	-3.14	123.63	128.46
27	4	601	CLA	CMB-C2B-C1B	-3.14	123.63	128.46
30	O	2005	BCR	C39-C30-C29	3.14	121.48	108.91
30	B	853	BCR	C36-C18-C19	3.14	123.03	118.08
30	7	623	BCR	C28-C27-C26	-3.14	108.47	114.08
37	Z	1623	NEX	C27-C28-C29	-3.14	120.66	125.53
27	B	817	CLA	CMB-C2B-C3B	3.14	130.55	124.68
36	V	1622	XAT	C15-C35-C34	-3.14	117.04	123.47
27	4	604	CLA	CMB-C2B-C1B	-3.14	123.64	128.46
27	3	607	CLA	C1B-CHB-C4A	-3.14	123.90	130.12
27	a	614	CLA	O2D-CGD-O1D	-3.14	117.70	123.84
30	9	621	BCR	C38-C26-C25	-3.14	121.00	124.53
35	2	619	LUT	C35-C15-C14	-3.14	117.05	123.47
38	Y	607	CHL	CMB-C2B-C3B	3.14	130.55	124.68
37	5	624	NEX	C31-C30-C29	-3.14	122.83	127.31
27	1	609	CLA	CMB-C2B-C1B	-3.14	123.64	128.46
37	Z	1623	NEX	C31-C30-C29	-3.13	122.84	127.31
27	6	610	CLA	CMB-C2B-C1B	-3.13	123.65	128.46
27	a	609	CLA	CMB-C2B-C1B	-3.13	123.65	128.46
38	Y	606	CHL	C4A-NA-C1A	-3.13	105.30	106.71
27	B	822	CLA	CMB-C2B-C1B	-3.13	123.65	128.46
30	O	2005	BCR	C36-C18-C19	3.13	123.00	118.08

Continued on next page...

Continued from previous page...

Mol	Chain	Res	Type	Atoms	Z	Observed(°)	Ideal(°)
27	a	602	CLA	CMB-C2B-C1B	-3.13	123.66	128.46
27	6	604	CLA	O2D-CGD-O1D	-3.13	117.73	123.84
36	5	621	XAT	C38-C25-C24	3.12	117.80	114.28
36	U	1622	XAT	C31-C30-C29	-3.12	122.85	127.31
38	Y	607	CHL	CHD-C4C-C3C	-3.12	120.25	124.84
30	O	2004	BCR	C15-C16-C17	-3.12	117.08	123.47
27	4	616	CLA	O2D-CGD-O1D	-3.12	117.73	123.84
27	5	604	CLA	O2D-CGD-O1D	-3.12	117.73	123.84
36	V	1622	XAT	C27-C28-C29	-3.12	120.69	125.53
27	8	612	CLA	CMB-C2B-C3B	3.12	130.51	124.68
27	a	604	CLA	O2D-CGD-O1D	-3.12	117.74	123.84
27	B	818	CLA	C1B-CHB-C4A	-3.12	123.94	130.12
27	4	612	CLA	CMB-C2B-C3B	3.12	130.51	124.68
27	1	613	CLA	CMB-C2B-C1B	-3.12	123.67	128.46
38	Y	609	CHL	C1B-CHB-C4A	-3.11	123.95	130.12
27	B	838	CLA	CMB-C2B-C3B	3.11	130.50	124.68
27	8	604	CLA	O2D-CGD-O1D	-3.11	117.75	123.84
27	W	612	CLA	CMB-C2B-C1B	-3.11	123.68	128.46
27	W	614	CLA	CMB-C2B-C1B	-3.11	123.68	128.46
27	B	806	CLA	CMB-C2B-C1B	-3.11	123.68	128.46
27	A	840	CLA	CMB-C2B-C3B	3.11	130.50	124.68
30	A	849	BCR	C15-C16-C17	-3.11	117.10	123.47
30	3	622	BCR	C7-C8-C9	-3.11	121.54	126.23
27	U	610	CLA	C1B-CHB-C4A	-3.11	123.96	130.12
27	Z	613	CLA	CMB-C2B-C1B	-3.11	123.69	128.46
30	9	621	BCR	C28-C27-C26	-3.11	108.53	114.08
36	W	1622	XAT	C31-C30-C29	-3.11	122.88	127.31
27	A	823	CLA	CMB-C2B-C1B	-3.11	123.69	128.46
27	8	602	CLA	CMB-C2B-C1B	-3.11	123.69	128.46
38	W	607	CHL	CAC-C3C-C4C	3.11	129.77	125.04
27	3	602	CLA	CMB-C2B-C3B	3.11	130.49	124.68
27	A	805	CLA	C1B-CHB-C4A	-3.10	123.97	130.12
38	Z	609	CHL	C3B-C4B-NB	3.10	113.22	109.21
27	1	602	CLA	CMB-C2B-C1B	-3.10	123.69	128.46
27	8	608	CLA	CMB-C2B-C1B	-3.10	123.70	128.46
30	B	801	BCR	C24-C23-C22	-3.10	121.55	126.23
27	5	604	CLA	CMB-C2B-C1B	-3.10	123.70	128.46
30	B	847	BCR	C3-C4-C5	-3.10	108.54	114.08
38	X	606	CHL	C4A-NA-C1A	-3.10	105.31	106.71
30	A	852	BCR	C36-C18-C17	-3.10	118.58	122.92
30	L	308	BCR	C33-C5-C4	3.10	119.57	113.62
30	9	621	BCR	C15-C14-C13	-3.10	122.89	127.31

Continued on next page...

Continued from previous page...

Mol	Chain	Res	Type	Atoms	Z	Observed(°)	Ideal(°)
27	6	602	CLA	O2D-CGD-O1D	-3.10	117.78	123.84
38	U	608	CHL	CMB-C2B-C3B	3.10	130.47	124.68
30	5	622	BCR	C7-C8-C9	-3.10	121.56	126.23
33	4	624	LMG	O8-C28-C29	3.10	121.63	111.91
30	L	301	BCR	C40-C30-C25	-3.09	105.28	110.30
30	3	622	BCR	C33-C5-C6	-3.09	121.05	124.53
27	6	609	CLA	CMB-C2B-C3B	3.09	130.46	124.68
27	3	613	CLA	CMB-C2B-C1B	-3.09	123.71	128.46
27	6	604	CLA	CMB-C2B-C1B	-3.09	123.71	128.46
38	X	609	CHL	C4-C3-C5	3.09	120.47	115.27
38	W	609	CHL	C4-C3-C5	3.09	120.47	115.27
30	4	621	BCR	C36-C18-C17	-3.09	118.60	122.92
27	B	825	CLA	C1B-CHB-C4A	-3.09	124.00	130.12
27	1	604	CLA	O2D-CGD-O1D	-3.09	117.80	123.84
30	G	205	BCR	C36-C18-C19	3.09	122.94	118.08
30	A	856	BCR	C33-C5-C4	3.08	119.54	113.62
27	6	616	CLA	C1B-CHB-C4A	-3.08	124.01	130.12
27	B	833	CLA	CMB-C2B-C1B	-3.08	123.72	128.46
36	2	620	XAT	C20-C13-C12	3.08	122.94	118.08
27	8	610	CLA	C1B-CHB-C4A	-3.08	124.01	130.12
36	9	620	XAT	C35-C15-C14	-3.08	117.16	123.47
27	B	834	CLA	C1B-CHB-C4A	-3.08	124.01	130.12
36	7	620	XAT	C12-C13-C14	-3.08	114.21	118.94
27	7	612	CLA	CMB-C2B-C3B	3.08	130.44	124.68
30	F	305	BCR	C16-C15-C14	-3.08	117.16	123.47
30	3	620	BCR	C38-C26-C25	-3.08	121.07	124.53
30	B	845	BCR	C3-C4-C5	-3.08	108.57	114.08
27	7	606	CLA	CMB-C2B-C3B	3.08	130.44	124.68
38	W	608	CHL	CMB-C2B-C3B	3.08	130.44	124.68
27	Z	610	CLA	C1B-CHB-C4A	-3.08	124.02	130.12
27	3	617	CLA	CMB-C2B-C1B	-3.08	123.73	128.46
27	U	614	CLA	CMB-C2B-C1B	-3.08	123.73	128.46
27	8	606	CLA	O2D-CGD-O1D	-3.08	117.82	123.84
30	K	202	BCR	C15-C16-C17	-3.08	117.17	123.47
27	6	603	CLA	CMB-C2B-C1B	-3.08	123.73	128.46
27	V	612	CLA	CMB-C2B-C3B	3.08	130.44	124.68
27	3	604	CLA	CMB-C2B-C1B	-3.08	123.73	128.46
27	6	606	CLA	CMB-C2B-C1B	-3.08	123.74	128.46
30	A	850	BCR	C36-C18-C19	3.07	122.92	118.08
27	B	840	CLA	O2D-CGD-O1D	-3.07	117.83	123.84
27	A	812	CLA	C1B-CHB-C4A	-3.07	124.03	130.12
27	W	610	CLA	C1B-CHB-C4A	-3.07	124.03	130.12

Continued on next page...

Continued from previous page...

Mol	Chain	Res	Type	Atoms	Z	Observed(°)	Ideal(°)
27	A	832	CLA	C1B-CHB-C4A	-3.07	124.03	130.12
35	Z	1620	LUT	C28-C29-C30	-3.07	114.23	118.94
29	B	854	LHG	O8-C23-C24	3.07	121.54	111.91
38	X	609	CHL	C1-C2-C3	-3.07	120.73	126.04
27	K	206	CLA	CMB-C2B-C1B	-3.07	123.75	128.46
35	a	617	LUT	C3-C4-C5	-3.07	105.74	111.85
27	8	616	CLA	O2D-CGD-O1D	-3.07	117.84	123.84
27	A	841	CLA	CMB-C2B-C3B	3.07	130.42	124.68
27	3	612	CLA	CMB-C2B-C3B	3.07	130.42	124.68
36	7	620	XAT	C26-C27-C28	-3.07	119.51	125.99
38	V	601	CHL	C4-C3-C5	3.07	120.43	115.27
30	A	852	BCR	C1-C6-C5	-3.07	118.30	122.61
27	9	613	CLA	O2D-CGD-O1D	-3.06	117.85	123.84
27	A	834	CLA	CMB-C2B-C1B	-3.06	123.76	128.46
27	A	843	CLA	C1B-CHB-C4A	-3.06	124.05	130.12
27	A	854	CLA	CMB-C2B-C1B	-3.06	123.76	128.46
38	V	609	CHL	CAC-C3C-C4C	3.06	128.78	124.81
27	A	803	CLA	O2D-CGD-O1D	-3.06	117.86	123.84
27	2	607	CLA	CMB-C2B-C1B	-3.06	123.77	128.46
30	7	623	BCR	C15-C14-C13	-3.06	122.95	127.31
30	L	305	BCR	C37-C22-C21	-3.06	118.64	122.92
38	Y	609	CHL	C4-C3-C5	3.06	120.41	115.27
27	A	837	CLA	O2D-CGD-O1D	-3.06	117.86	123.84
30	B	844	BCR	C19-C18-C17	-3.05	114.25	118.94
27	U	612	CLA	CMB-C2B-C1B	-3.05	123.77	128.46
30	3	621	BCR	C20-C21-C22	-3.05	122.95	127.31
30	7	621	BCR	C11-C10-C9	-3.05	122.95	127.31
30	L	309	BCR	C38-C26-C25	-3.05	121.10	124.53
35	V	1620	LUT	C7-C8-C9	-3.05	121.62	126.23
27	J	101	CLA	O2D-CGD-O1D	-3.05	117.87	123.84
30	2	623	BCR	C38-C26-C25	-3.05	121.11	124.53
27	5	611	CLA	O2D-CGD-O1D	-3.05	117.88	123.84
38	Y	607	CHL	C4-C3-C5	3.05	120.40	115.27
27	B	833	CLA	CHD-C1D-ND	-3.05	121.65	124.45
38	Y	601	CHL	C1C-C2C-C3C	-3.05	104.70	107.11
27	5	607	CLA	CHB-C4A-NA	3.05	128.72	124.51
38	X	607	CHL	CHB-C4A-NA	3.05	128.72	124.51
38	V	601	CHL	CAC-C3C-C4C	3.05	128.76	124.81
27	B	822	CLA	C1B-CHB-C4A	-3.05	124.09	130.12
36	6	621	XAT	C8-C9-C10	-3.04	114.27	118.94
37	V	1623	NEX	C31-C30-C29	-3.04	122.97	127.31
27	Z	603	CLA	CMB-C2B-C1B	-3.04	123.79	128.46

Continued on next page...

Continued from previous page...

Mol	Chain	Res	Type	Atoms	Z	Observed(°)	Ideal(°)
27	B	834	CLA	CHD-C1D-ND	-3.04	121.66	124.45
36	W	1622	XAT	C38-C25-C24	3.04	117.70	114.28
35	3	618	LUT	C17-C1-C6	-3.04	105.37	110.30
27	B	832	CLA	CMB-C2B-C1B	-3.04	123.79	128.46
27	X	613	CLA	CMB-C2B-C1B	-3.04	123.79	128.46
27	B	827	CLA	C1B-CHB-C4A	-3.04	124.10	130.12
27	A	818	CLA	O2D-CGD-O1D	-3.04	117.89	123.84
38	Y	607	CHL	C3B-C4B-NB	3.04	113.14	109.21
30	9	621	BCR	C7-C8-C9	-3.04	121.64	126.23
30	6	622	BCR	C23-C24-C25	-3.04	118.67	127.20
38	Y	607	CHL	C1-C2-C3	-3.04	120.79	126.04
38	Z	608	CHL	CMB-C2B-C3B	3.04	130.36	124.68
37	U	1623	NEX	C11-C12-C13	-3.04	117.89	126.42
30	6	622	BCR	C37-C22-C23	3.04	122.86	118.08
38	V	601	CHL	C1C-C2C-C3C	-3.04	104.70	107.11
27	A	845	CLA	CMB-C2B-C1B	-3.04	123.80	128.46
35	1	617	LUT	C3-C4-C5	-3.04	105.81	111.85
27	J	101	CLA	CMB-C2B-C3B	3.03	130.36	124.68
27	6	611	CLA	CMB-C2B-C3B	3.03	130.36	124.68
27	A	806	CLA	O2D-CGD-O1D	-3.03	117.91	123.84
27	3	610	CLA	C1B-CHB-C4A	-3.03	124.11	130.12
29	Y	2630	LHG	O8-C23-C24	3.03	121.43	111.91
27	a	601	CLA	CMB-C2B-C1B	-3.03	123.80	128.46
27	A	808	CLA	CMB-C2B-C3B	3.03	130.35	124.68
30	A	851	BCR	C37-C22-C23	3.03	122.85	118.08
38	V	609	CHL	CHD-C4C-C3C	-3.03	120.39	124.84
27	B	828	CLA	C1B-CHB-C4A	-3.03	124.12	130.12
27	9	611	CLA	CMB-C2B-C3B	3.03	130.35	124.68
27	B	807	CLA	CMB-C2B-C1B	-3.03	123.81	128.46
27	O	2001	CLA	CMB-C2B-C1B	-3.03	123.81	128.46
27	L	302	CLA	C1B-CHB-C4A	-3.03	124.12	130.12
27	A	808	CLA	O2D-CGD-O1D	-3.03	117.92	123.84
27	5	612	CLA	CMB-C2B-C3B	3.03	130.34	124.68
27	5	618	CLA	CMB-C2B-C3B	3.03	130.62	124.69
30	9	621	BCR	C11-C12-C13	-3.03	117.91	126.42
37	W	1623	NEX	C11-C12-C13	-3.03	117.91	126.42
38	V	609	CHL	C4-C3-C5	3.03	120.36	115.27
30	G	205	BCR	C11-C10-C9	-3.03	122.99	127.31
30	5	622	BCR	C36-C18-C19	3.03	122.84	118.08
36	U	1622	XAT	C38-C25-C24	3.03	117.68	114.28
30	A	852	BCR	C16-C17-C18	-3.03	122.99	127.31
27	1	604	CLA	C1B-CHB-C4A	-3.03	124.12	130.12

Continued on next page...

Continued from previous page...

Mol	Chain	Res	Type	Atoms	Z	Observed(°)	Ideal(°)
27	A	827	CLA	O2D-CGD-O1D	-3.02	117.92	123.84
27	5	617	CLA	CMB-C2B-C1B	-3.02	123.81	128.46
27	U	603	CLA	CMB-C2B-C1B	-3.02	123.81	128.46
38	V	606	CHL	CHA-C4D-ND	3.02	138.82	132.50
27	a	604	CLA	C1B-CHB-C4A	-3.02	124.13	130.12
36	2	620	XAT	C38-C25-C24	3.02	117.68	114.28
27	K	206	CLA	O2D-CGD-O1D	-3.02	117.93	123.84
27	4	607	CLA	O2D-CGD-O1D	-3.02	117.93	123.84
27	9	602	CLA	O2D-CGD-O1D	-3.02	117.93	123.84
27	X	610	CLA	C1B-CHB-C4A	-3.02	124.13	130.12
27	Z	602	CLA	CMB-C2B-C3B	3.02	130.33	124.68
27	3	612	CLA	O2D-CGD-O1D	-3.02	117.93	123.84
27	Y	613	CLA	CMB-C2B-C1B	-3.02	123.82	128.46
30	3	622	BCR	C11-C10-C9	-3.02	123.00	127.31
35	Z	1620	LUT	C35-C15-C14	-3.02	117.29	123.47
27	9	609	CLA	CMB-C2B-C3B	3.02	130.33	124.68
27	A	827	CLA	C1B-CHB-C4A	-3.02	124.14	130.12
27	7	606	CLA	O2D-CGD-O1D	-3.02	117.94	123.84
30	K	207	BCR	C38-C26-C27	3.02	119.42	113.62
38	U	601	CHL	CHB-C4A-NA	3.02	128.69	124.51
27	A	839	CLA	O2D-CGD-O1D	-3.02	117.94	123.84
27	6	610	CLA	C1B-CHB-C4A	-3.02	124.14	130.12
38	Y	601	CHL	CHB-C4A-NA	3.02	128.69	124.51
27	A	805	CLA	CMB-C2B-C3B	3.02	130.32	124.68
27	Z	612	CLA	CMB-C2B-C3B	3.02	130.32	124.68
27	V	614	CLA	O2D-CGD-O1D	-3.02	117.94	123.84
27	4	604	CLA	O2D-CGD-O1D	-3.02	117.94	123.84
27	F	304	CLA	C1B-CHB-C4A	-3.02	124.14	130.12
38	W	609	CHL	C1C-C2C-C3C	-3.01	104.72	107.11
27	L	303	CLA	C1B-CHB-C4A	-3.01	124.15	130.12
27	2	616	CLA	O2D-CGD-O1D	-3.01	117.95	123.84
27	5	613	CLA	C1B-CHB-C4A	-3.01	124.15	130.12
30	F	305	BCR	C19-C18-C17	3.01	123.56	118.94
27	B	830	CLA	CMB-C2B-C1B	-3.01	123.83	128.46
29	X	2630	LHG	O8-C23-C24	3.01	121.36	111.91
27	B	808	CLA	C1B-CHB-C4A	-3.01	124.15	130.12
27	7	614	CLA	C1B-CHB-C4A	-3.01	124.16	130.12
38	Z	601	CHL	C1C-C2C-C3C	-3.01	104.73	107.11
38	V	609	CHL	C3B-C4B-NB	3.01	113.10	109.21
38	W	601	CHL	CHB-C4A-NA	3.01	128.67	124.51
33	A	860	LMG	O1-C1-C2	3.01	113.00	108.30
30	2	623	BCR	C3-C4-C5	-3.01	108.71	114.08

Continued on next page...

Continued from previous page...

Mol	Chain	Res	Type	Atoms	Z	Observed(°)	Ideal(°)
27	1	601	CLA	CMB-C2B-C1B	-3.00	123.85	128.46
30	L	301	BCR	C37-C22-C23	3.00	122.81	118.08
35	1	617	LUT	C7-C8-C9	-3.00	121.70	126.23
29	5	623	LHG	O7-C7-C8	3.00	117.97	111.50
27	K	201	CLA	CMB-C2B-C1B	-3.00	123.85	128.46
27	V	604	CLA	CMB-C2B-C3B	3.00	130.29	124.68
27	F	304	CLA	CMB-C2B-C1B	-3.00	123.85	128.46
35	a	617	LUT	C7-C8-C9	-3.00	121.70	126.23
27	2	603	CLA	CMB-C2B-C3B	3.00	130.29	124.68
27	B	839	CLA	CMB-C2B-C3B	3.00	130.29	124.68
27	5	607	CLA	C1B-CHB-C4A	-3.00	124.18	130.12
30	6	622	BCR	C36-C18-C19	3.00	122.80	118.08
27	5	619	CLA	O2D-CGD-O1D	-3.00	117.98	123.84
27	2	601	CLA	CHB-C4A-NA	3.00	128.66	124.51
27	J	101	CLA	C1B-CHB-C4A	-3.00	124.18	130.12
30	1	619	BCR	C33-C5-C6	-3.00	121.16	124.53
27	A	811	CLA	C1B-CHB-C4A	-3.00	124.18	130.12
35	8	619	LUT	C1-C6-C5	-3.00	118.39	122.61
27	B	810	CLA	CMB-C2B-C3B	3.00	130.28	124.68
27	A	854	CLA	O2D-CGD-O1D	-3.00	117.98	123.84
30	a	619	BCR	C33-C5-C6	-2.99	121.17	124.53
27	B	835	CLA	O2D-CGD-O1D	-2.99	117.99	123.84
27	7	609	CLA	C1B-CHB-C4A	-2.99	124.19	130.12
27	7	608	CLA	CMB-C2B-C3B	2.99	130.27	124.68
29	A	846	LHG	O7-C7-C8	2.99	117.94	111.50
27	A	826	CLA	O2D-CGD-O1D	-2.99	117.99	123.84
30	A	848	BCR	C24-C23-C22	-2.99	121.72	126.23
27	A	825	CLA	C1B-CHB-C4A	-2.99	124.20	130.12
27	Y	610	CLA	C1B-CHB-C4A	-2.99	124.20	130.12
27	3	604	CLA	O2D-CGD-O1D	-2.99	118.00	123.84
27	a	614	CLA	CMB-C2B-C3B	2.99	130.27	124.68
38	Z	607	CHL	CMB-C2B-C3B	2.99	130.26	124.68
27	5	608	CLA	CMB-C2B-C3B	2.99	130.26	124.68
27	6	620	CLA	CMB-C2B-C3B	2.99	130.26	124.68
32	5	628	LMU	C1'-C2'-C3'	2.99	116.21	110.00
27	A	833	CLA	CMB-C2B-C3B	2.99	130.26	124.68
27	A	801	CLA	CMB-C2B-C1B	-2.99	123.88	128.46
36	Z	1622	XAT	C27-C28-C29	-2.98	120.90	125.53
34	B	850	DGD	O2G-C1B-C2B	2.98	117.93	111.50
27	B	804	CLA	CMB-C2B-C3B	2.98	130.26	124.68
35	2	619	LUT	C28-C29-C30	-2.98	114.36	118.94
27	A	835	CLA	O2D-CGD-O1D	-2.98	118.00	123.84

Continued on next page...

Continued from previous page...

Mol	Chain	Res	Type	Atoms	Z	Observed(°)	Ideal(°)
27	6	620	CLA	O2D-CGD-O1D	-2.98	118.00	123.84
30	L	305	BCR	C8-C9-C10	2.98	123.52	118.94
27	7	610	CLA	C1B-CHB-C4A	-2.98	124.21	130.12
35	9	619	LUT	C11-C10-C9	-2.98	123.05	127.31
36	U	1622	XAT	C7-C8-C9	-2.98	120.90	125.53
27	B	831	CLA	O2D-CGD-O1D	-2.98	118.01	123.84
27	1	610	CLA	CBD-CHA-C1A	2.98	132.01	128.50
27	A	854	CLA	CMB-C2B-C3B	2.98	130.25	124.68
27	1	610	CLA	C1B-CHB-C4A	-2.98	124.22	130.12
30	9	621	BCR	C36-C18-C19	2.98	122.77	118.08
38	Z	606	CHL	CAC-C3C-C4C	2.98	128.67	124.81
27	A	812	CLA	CMB-C2B-C3B	2.98	130.25	124.68
27	L	306	CLA	CMB-C2B-C3B	2.98	130.25	124.68
27	B	841	CLA	O2D-CGD-O1D	-2.98	118.02	123.84
38	V	609	CHL	CMB-C2B-C3B	2.98	130.25	124.68
27	7	614	CLA	CMB-C2B-C1B	-2.98	123.89	128.46
27	Y	603	CLA	O2D-CGD-O1D	-2.98	118.02	123.84
27	a	610	CLA	C1B-CHB-C4A	-2.98	124.22	130.12
27	8	611	CLA	C1B-CHB-C4A	-2.97	124.23	130.12
27	U	613	CLA	CMB-C2B-C1B	-2.97	123.89	128.46
27	B	828	CLA	O2D-CGD-O1D	-2.97	118.02	123.84
30	F	305	BCR	C30-C25-C26	-2.97	118.42	122.61
38	V	608	CHL	CMB-C2B-C3B	2.97	130.24	124.68
30	A	852	BCR	C31-C1-C6	-2.97	105.48	110.30
27	Y	611	CLA	O2D-CGD-O1D	-2.97	118.03	123.84
27	L	303	CLA	CMB-C2B-C1B	-2.97	123.90	128.46
27	A	843	CLA	O2D-CGD-O1D	-2.97	118.03	123.84
27	W	613	CLA	CMB-C2B-C1B	-2.97	123.90	128.46
30	F	305	BCR	C12-C13-C14	-2.97	114.38	118.94
30	B	853	BCR	C20-C21-C22	-2.97	123.07	127.31
27	7	603	CLA	CMB-C2B-C3B	2.97	130.24	124.68
27	4	610	CLA	C1B-CHB-C4A	-2.97	124.23	130.12
27	2	613	CLA	O2D-CGD-O1D	-2.97	118.03	123.84
27	4	611	CLA	C1B-CHB-C4A	-2.97	124.24	130.12
27	Z	604	CLA	C1B-CHB-C4A	-2.97	124.24	130.12
38	W	606	CHL	CHA-C4D-ND	2.97	138.71	132.50
27	9	607	CLA	C1B-CHB-C4A	-2.97	124.24	130.12
27	B	817	CLA	O2D-CGD-O1D	-2.97	118.03	123.84
27	B	817	CLA	CHB-C4A-NA	2.97	128.62	124.51
27	F	301	CLA	CMB-C2B-C3B	2.97	130.23	124.68
27	X	602	CLA	CMB-C2B-C3B	2.97	130.23	124.68
27	W	603	CLA	CMB-C2B-C1B	-2.97	123.90	128.46

Continued on next page...

Continued from previous page...

Mol	Chain	Res	Type	Atoms	Z	Observed(°)	Ideal(°)
30	2	623	BCR	C38-C26-C27	2.97	119.32	113.62
30	B	853	BCR	C16-C17-C18	-2.97	123.08	127.31
27	9	604	CLA	O2D-CGD-O1D	-2.97	118.04	123.84
27	Y	602	CLA	CMB-C2B-C3B	2.97	130.23	124.68
35	a	617	LUT	C35-C15-C14	-2.97	117.40	123.47
36	W	1622	XAT	C7-C8-C9	-2.97	120.93	125.53
38	Z	607	CHL	C4-C3-C5	2.97	120.26	115.27
30	7	623	BCR	C31-C1-C6	-2.96	105.49	110.30
30	7	621	BCR	C36-C18-C19	2.96	122.75	118.08
27	A	831	CLA	O2D-CGD-O1D	-2.96	118.04	123.84
27	B	803	CLA	CMB-C2B-C3B	2.96	130.22	124.68
30	4	621	BCR	C11-C10-C9	-2.96	123.08	127.31
35	W	1621	LUT	C3-C4-C5	-2.96	105.95	111.85
27	7	604	CLA	O2D-CGD-O1D	-2.96	118.05	123.84
27	2	610	CLA	O2D-CGD-O1D	-2.96	118.05	123.84
27	Y	610	CLA	O2D-CGD-O1D	-2.96	118.05	123.84
27	X	611	CLA	O2D-CGD-O1D	-2.96	118.05	123.84
27	A	809	CLA	CMB-C2B-C3B	2.96	130.21	124.68
35	1	617	LUT	C35-C15-C14	-2.96	117.41	123.47
30	A	850	BCR	C30-C25-C26	-2.96	118.45	122.61
27	B	832	CLA	O2D-CGD-O1D	-2.96	118.05	123.84
27	X	603	CLA	O2D-CGD-O1D	-2.96	118.06	123.84
30	L	308	BCR	C27-C26-C25	-2.96	118.44	122.73
30	O	2005	BCR	C7-C8-C9	-2.96	121.77	126.23
27	8	611	CLA	O2D-CGD-O1D	-2.96	118.06	123.84
27	7	612	CLA	O2D-CGD-O1D	-2.95	118.06	123.84
27	6	611	CLA	C1B-CHB-C4A	-2.95	124.27	130.12
27	A	824	CLA	O2D-CGD-O1D	-2.95	118.06	123.84
37	X	1623	NEX	C39-C29-C30	-2.95	118.79	122.92
27	V	614	CLA	C1B-CHB-C4A	-2.95	124.27	130.12
27	B	802	CLA	C1B-CHB-C4A	-2.95	124.27	130.12
27	A	825	CLA	O2D-CGD-O1D	-2.95	118.07	123.84
38	Y	601	CHL	CMD-C2D-C3D	-2.95	120.83	127.61
27	7	601	CLA	O2D-CGD-O1D	-2.95	118.07	123.84
27	4	608	CLA	C1B-CHB-C4A	-2.95	124.27	130.12
35	U	1621	LUT	C3-C4-C5	-2.95	105.98	111.85
37	V	1623	NEX	O24-C25-C38	2.95	118.59	115.06
27	A	821	CLA	O2D-CGD-O1D	-2.95	118.08	123.84
27	9	607	CLA	O2D-CGD-O1D	-2.95	118.08	123.84
30	B	849	BCR	C24-C25-C26	-2.95	114.32	121.46
29	3	624	LHG	C5-O7-C7	-2.95	110.54	117.79
30	7	623	BCR	C37-C22-C23	2.95	122.72	118.08

Continued on next page...

Continued from previous page...

Mol	Chain	Res	Type	Atoms	Z	Observed(°)	Ideal(°)
27	3	617	CLA	C1B-CHB-C4A	-2.95	124.28	130.12
27	A	827	CLA	CMB-C2B-C3B	2.95	130.19	124.68
27	W	610	CLA	CMB-C2B-C1B	-2.95	123.94	128.46
27	8	614	CLA	C1B-CHB-C4A	-2.95	124.28	130.12
27	6	611	CLA	O2D-CGD-O1D	-2.95	118.08	123.84
27	X	610	CLA	O2D-CGD-O1D	-2.95	118.08	123.84
27	B	834	CLA	CMB-C2B-C3B	2.94	130.19	124.68
33	J	104	LMG	O8-C28-C29	2.94	121.15	111.91
38	X	607	CHL	C4-C3-C5	2.94	120.22	115.27
27	B	839	CLA	C1B-CHB-C4A	-2.94	124.29	130.12
36	7	620	XAT	C35-C15-C14	-2.94	117.44	123.47
30	3	622	BCR	C28-C27-C26	-2.94	108.82	114.08
35	Z	1620	LUT	C11-C10-C9	-2.94	123.11	127.31
27	B	803	CLA	O2D-CGD-O1D	-2.94	118.09	123.84
37	V	1623	NEX	C39-C29-C30	-2.94	118.80	122.92
27	5	618	CLA	CAB-C3B-C2B	2.94	130.45	124.69
35	W	1620	LUT	C11-C10-C9	-2.94	123.11	127.31
36	3	619	XAT	C15-C35-C34	-2.94	117.45	123.47
27	4	608	CLA	CMB-C2B-C3B	2.94	130.18	124.68
27	8	613	CLA	C1B-CHB-C4A	-2.94	124.30	130.12
27	1	609	CLA	CAB-C3B-C2B	2.94	130.44	124.69
35	7	619	LUT	C35-C15-C14	-2.94	117.45	123.47
38	U	601	CHL	CMD-C2D-C3D	-2.94	120.85	127.61
27	B	809	CLA	CMB-C2B-C3B	2.94	130.18	124.68
27	B	823	CLA	C1B-CHB-C4A	-2.94	124.30	130.12
35	X	1620	LUT	C35-C15-C14	-2.94	117.46	123.47
27	9	601	CLA	C1B-CHB-C4A	-2.94	124.30	130.12
36	8	620	XAT	C18-C5-C4	2.94	117.58	114.28
35	W	1621	LUT	C8-C7-C6	-2.94	118.95	127.20
35	U	1621	LUT	C8-C7-C6	-2.94	118.95	127.20
27	2	609	CLA	O2D-CGD-O1D	-2.94	118.10	123.84
27	2	611	CLA	C1B-CHB-C4A	-2.94	124.30	130.12
30	L	305	BCR	C34-C9-C8	-2.94	113.45	118.08
38	U	609	CHL	C1C-C2C-C3C	-2.94	104.78	107.11
37	Y	1623	NEX	C39-C29-C30	-2.93	118.81	122.92
36	U	1622	XAT	C15-C14-C13	-2.93	123.12	127.31
36	a	618	XAT	C35-C15-C14	-2.93	117.47	123.47
27	9	611	CLA	C1B-CHB-C4A	-2.93	124.31	130.12
27	B	815	CLA	CMB-C2B-C1B	-2.93	123.96	128.46
27	6	617	CLA	C1B-CHB-C4A	-2.93	124.31	130.12
27	Z	614	CLA	CMB-C2B-C3B	2.93	130.16	124.68
27	V	613	CLA	C1B-CHB-C4A	-2.93	124.31	130.12

Continued on next page...

Continued from previous page...

Mol	Chain	Res	Type	Atoms	Z	Observed(°)	Ideal(°)
27	6	601	CLA	CMB-C2B-C3B	2.93	130.16	124.68
30	A	856	BCR	C3-C4-C5	-2.93	108.85	114.08
38	U	607	CHL	CAC-C3C-C4C	2.93	128.61	124.81
35	9	619	LUT	C21-C26-C27	-2.93	109.00	112.70
27	A	822	CLA	O2D-CGD-O1D	-2.93	118.11	123.84
27	6	601	CLA	O2D-CGD-O1D	-2.93	118.11	123.84
38	W	601	CHL	C1C-C2C-C3C	-2.93	104.79	107.11
27	L	303	CLA	CHB-C4A-NA	2.93	128.56	124.51
36	1	618	XAT	C35-C15-C14	-2.93	117.48	123.47
27	6	602	CLA	CMB-C2B-C3B	2.93	130.15	124.68
27	6	614	CLA	C1B-CHB-C4A	-2.93	124.32	130.12
36	9	620	XAT	C12-C13-C14	-2.93	114.45	118.94
27	A	822	CLA	C1B-CHB-C4A	-2.93	124.32	130.12
38	X	605	CHL	CHA-C4D-ND	2.92	138.62	132.50
27	7	608	CLA	O2D-CGD-O1D	-2.92	118.12	123.84
27	4	614	CLA	C1B-CHB-C4A	-2.92	124.33	130.12
30	L	309	BCR	C39-C30-C25	2.92	115.04	110.30
36	9	620	XAT	C27-C28-C29	-2.92	121.00	125.53
27	5	610	CLA	O2D-CGD-O1D	-2.92	118.13	123.84
38	U	605	CHL	CHA-C4D-ND	2.92	138.61	132.50
36	7	620	XAT	C38-C25-C24	2.92	117.56	114.28
30	2	623	BCR	C1-C6-C5	-2.92	118.50	122.61
35	Y	1620	LUT	C35-C15-C14	-2.92	117.50	123.47
27	B	833	CLA	C1B-CHB-C4A	-2.92	124.34	130.12
27	7	614	CLA	O2D-CGD-O1D	-2.92	118.13	123.84
27	5	603	CLA	O2D-CGD-O1D	-2.92	118.13	123.84
27	Y	614	CLA	CMB-C2B-C3B	2.92	130.13	124.68
27	A	841	CLA	C1B-CHB-C4A	-2.92	124.34	130.12
38	U	601	CHL	C4-C3-C5	2.92	120.17	115.27
35	Y	1620	LUT	C38-C25-C24	-2.92	117.32	123.56
27	A	825	CLA	CMB-C2B-C1B	-2.91	123.98	128.46
27	B	818	CLA	CMB-C2B-C3B	2.91	130.13	124.68
27	1	613	CLA	C1B-CHB-C4A	-2.91	124.35	130.12
27	7	611	CLA	CMB-C2B-C3B	2.91	130.13	124.68
37	Y	1623	NEX	C24-C23-C22	-2.91	105.15	110.77
27	4	611	CLA	CMB-C2B-C3B	2.91	130.13	124.68
37	X	1623	NEX	C24-C23-C22	-2.91	105.15	110.77
30	B	849	BCR	C36-C18-C17	-2.91	118.84	122.92
27	A	836	CLA	C1B-CHB-C4A	-2.91	124.35	130.12
27	B	816	CLA	CMB-C2B-C3B	2.91	130.13	124.68
27	V	614	CLA	CMB-C2B-C3B	2.91	130.13	124.68
38	Y	606	CHL	CMB-C2B-C3B	2.91	130.13	124.68

Continued on next page...

Continued from previous page...

Mol	Chain	Res	Type	Atoms	Z	Observed(°)	Ideal(°)
27	B	830	CLA	C1B-CHB-C4A	-2.91	124.35	130.12
27	4	604	CLA	C1B-CHB-C4A	-2.91	124.35	130.12
30	7	621	BCR	C36-C18-C17	-2.91	118.85	122.92
27	U	611	CLA	O2D-CGD-O1D	-2.91	118.15	123.84
29	3	623	LHG	C5-O7-C7	-2.91	110.63	117.79
27	B	822	CLA	O2D-CGD-O1D	-2.91	118.15	123.84
27	4	608	CLA	O2D-CGD-O1D	-2.91	118.15	123.84
30	8	621	BCR	C15-C16-C17	-2.91	117.52	123.47
30	L	308	BCR	C23-C24-C25	-2.91	119.04	127.20
38	U	601	CHL	C1C-C2C-C3C	-2.91	104.81	107.11
38	V	606	CHL	C3C-C4C-NC	2.91	113.83	110.57
27	4	609	CLA	C1B-CHB-C4A	-2.91	124.36	130.12
38	V	606	CHL	CMB-C2B-C3B	2.91	130.12	124.68
27	B	811	CLA	CMB-C2B-C1B	-2.91	124.00	128.46
27	A	831	CLA	C1B-CHB-C4A	-2.91	124.36	130.12
27	3	602	CLA	C1B-CHB-C4A	-2.91	124.36	130.12
27	W	602	CLA	CHB-C4A-NA	2.91	128.53	124.51
30	B	848	BCR	C16-C15-C14	-2.91	117.52	123.47
27	A	819	CLA	O2D-CGD-O1D	-2.91	118.16	123.84
27	X	614	CLA	CMB-C2B-C3B	2.90	130.11	124.68
27	4	611	CLA	O2D-CGD-O1D	-2.90	118.16	123.84
30	L	308	BCR	C36-C18-C19	2.90	122.65	118.08
38	U	606	CHL	CHA-C4D-ND	2.90	138.57	132.50
27	1	608	CLA	CMB-C2B-C3B	2.90	130.11	124.68
36	W	1622	XAT	C15-C14-C13	-2.90	123.17	127.31
36	4	620	XAT	C8-C9-C10	-2.90	114.49	118.94
27	9	614	CLA	C1B-CHB-C4A	-2.90	124.37	130.12
30	3	622	BCR	C36-C18-C17	-2.90	118.86	122.92
30	O	2005	BCR	C38-C26-C25	-2.90	121.27	124.53
27	4	610	CLA	CMB-C2B-C3B	2.90	130.10	124.68
27	4	614	CLA	CMB-C2B-C3B	2.90	130.10	124.68
27	B	807	CLA	C1B-CHB-C4A	-2.90	124.38	130.12
27	2	607	CLA	O2D-CGD-O1D	-2.90	118.17	123.84
27	Y	610	CLA	CMB-C2B-C3B	2.90	130.10	124.68
27	5	611	CLA	CMB-C2B-C1B	-2.90	124.01	128.46
27	4	609	CLA	CMB-C2B-C1B	-2.90	124.01	128.46
35	V	1621	LUT	C21-C26-C27	-2.90	109.04	112.70
27	5	616	CLA	CAB-C3B-C2B	2.90	130.36	124.69
27	5	613	CLA	O2D-CGD-O1D	-2.90	118.17	123.84
27	2	601	CLA	C1B-CHB-C4A	-2.90	124.38	130.12
27	5	614	CLA	O2D-CGD-O1D	-2.90	118.18	123.84
27	B	829	CLA	C1B-CHB-C4A	-2.90	124.38	130.12

Continued on next page...

Continued from previous page...

Mol	Chain	Res	Type	Atoms	Z	Observed(°)	Ideal(°)
38	W	607	CHL	C1-C2-C3	-2.89	121.04	126.04
27	A	802	CLA	C1B-CHB-C4A	-2.89	124.39	130.12
27	Z	614	CLA	C1B-CHB-C4A	-2.89	124.39	130.12
36	Z	1622	XAT	C15-C14-C13	-2.89	123.18	127.31
27	4	603	CLA	CAB-C3B-C2B	2.89	130.35	124.69
35	3	618	LUT	C21-C26-C27	-2.89	109.05	112.70
38	Y	609	CHL	C1-C2-C3	-2.89	121.04	126.04
27	B	837	CLA	C1B-CHB-C4A	-2.89	124.39	130.12
27	7	613	CLA	CHD-C1D-ND	-2.89	121.80	124.45
27	A	807	CLA	CMB-C2B-C1B	-2.89	124.02	128.46
27	a	613	CLA	C1B-CHB-C4A	-2.89	124.39	130.12
29	V	2630	LHG	O8-C23-C24	2.89	120.97	111.91
27	5	609	CLA	O2D-CGD-O1D	-2.89	118.19	123.84
38	Y	605	CHL	CHA-C4D-ND	2.89	138.54	132.50
38	W	605	CHL	CHA-C4D-ND	2.89	138.54	132.50
27	A	811	CLA	CMB-C2B-C3B	2.89	130.08	124.68
27	U	610	CLA	CMB-C2B-C1B	-2.89	124.03	128.46
27	B	819	CLA	C1B-CHB-C4A	-2.89	124.40	130.12
27	B	830	CLA	CHD-C1D-ND	-2.89	121.80	124.45
27	L	304	CLA	C1B-CHB-C4A	-2.89	124.40	130.12
38	U	609	CHL	C4-C3-C5	2.89	120.12	115.27
30	L	309	BCR	C36-C18-C17	-2.88	118.88	122.92
35	U	1620	LUT	C11-C10-C9	-2.88	123.19	127.31
27	A	824	CLA	C1B-CHB-C4A	-2.88	124.41	130.12
30	L	305	BCR	C3-C4-C5	-2.88	108.93	114.08
38	X	601	CHL	C4-C3-C5	2.88	120.12	115.27
27	8	614	CLA	CMB-C2B-C3B	2.88	130.07	124.68
27	6	604	CLA	C1B-CHB-C4A	-2.88	124.41	130.12
30	B	843	BCR	C16-C15-C14	-2.88	117.58	123.47
30	A	850	BCR	C11-C10-C9	-2.88	123.20	127.31
27	2	614	CLA	C1B-CHB-C4A	-2.88	124.42	130.12
27	3	607	CLA	CMB-C2B-C3B	2.88	130.32	124.69
27	A	807	CLA	O2D-CGD-O1D	-2.88	118.21	123.84
36	Z	1622	XAT	C26-C27-C28	-2.88	119.91	125.99
30	B	801	BCR	C12-C13-C14	-2.88	114.53	118.94
30	A	852	BCR	C8-C9-C10	2.88	123.36	118.94
27	G	203	CLA	CMB-C2B-C3B	2.88	130.06	124.68
27	K	204	CLA	CMB-C2B-C3B	2.88	130.06	124.68
27	5	602	CLA	CMB-C2B-C3B	2.88	130.06	124.68
27	9	606	CLA	CMB-C2B-C3B	2.88	130.06	124.68
27	a	607	CLA	C1B-CHB-C4A	-2.88	124.42	130.12
27	A	836	CLA	C4-C3-C5	2.88	120.11	115.27

Continued on next page...

Continued from previous page...

Mol	Chain	Res	Type	Atoms	Z	Observed(°)	Ideal(°)
38	W	608	CHL	C4A-NA-C1A	-2.88	105.41	106.71
27	A	842	CLA	O2D-CGD-O1D	-2.88	118.22	123.84
30	O	2004	BCR	C8-C9-C10	2.88	123.35	118.94
27	1	607	CLA	C1B-CHB-C4A	-2.88	124.42	130.12
27	6	603	CLA	O2D-CGD-O1D	-2.87	118.22	123.84
35	X	1620	LUT	C38-C25-C24	-2.87	117.41	123.56
27	5	611	CLA	C1B-CHB-C4A	-2.87	124.42	130.12
27	7	607	CLA	C1B-CHB-C4A	-2.87	124.42	130.12
27	A	823	CLA	C1B-CHB-C4A	-2.87	124.42	130.12
27	Y	613	CLA	O2D-CGD-O1D	-2.87	118.22	123.84
27	6	618	CLA	CAB-C3B-C2B	2.87	130.31	124.69
27	9	611	CLA	O2D-CGD-O1D	-2.87	118.22	123.84
27	A	820	CLA	C1B-CHB-C4A	-2.87	124.43	130.12
27	4	613	CLA	C1B-CHB-C4A	-2.87	124.43	130.12
27	3	606	CLA	CMB-C2B-C1B	-2.87	124.05	128.46
27	5	603	CLA	CAB-C3B-C2B	2.87	130.31	124.69
37	5	624	NEX	C15-C35-C34	-2.87	117.59	123.47
27	6	607	CLA	CMB-C2B-C3B	2.87	130.31	124.69
27	V	613	CLA	CMB-C2B-C3B	2.87	130.05	124.68
27	6	601	CLA	C1B-CHB-C4A	-2.87	124.43	130.12
27	1	611	CLA	CMB-C2B-C3B	2.87	130.05	124.68
27	6	609	CLA	O2D-CGD-O1D	-2.87	118.23	123.84
38	X	606	CHL	CMB-C2B-C3B	2.87	130.05	124.68
27	a	604	CLA	CMB-C2B-C3B	2.87	130.04	124.68
35	Y	1621	LUT	C8-C7-C6	-2.87	119.15	127.20
27	X	613	CLA	O2D-CGD-O1D	-2.87	118.23	123.84
38	U	609	CHL	CMB-C2B-C3B	2.87	130.04	124.68
27	B	834	CLA	O2D-CGD-O1D	-2.87	118.23	123.84
38	Y	609	CHL	C1C-C2C-C3C	-2.87	104.84	107.11
27	7	613	CLA	C1B-CHB-C4A	-2.87	124.44	130.12
27	B	838	CLA	C1B-CHB-C4A	-2.87	124.44	130.12
30	7	623	BCR	C11-C10-C9	-2.86	123.22	127.31
27	6	620	CLA	C1B-CHB-C4A	-2.86	124.44	130.12
27	3	609	CLA	CMB-C2B-C1B	-2.86	124.06	128.46
27	9	603	CLA	CAB-C3B-C4B	-2.86	124.06	128.46
27	B	814	CLA	C1B-CHB-C4A	-2.86	124.44	130.12
27	6	603	CLA	CAB-C3B-C2B	2.86	130.29	124.69
27	B	840	CLA	CMB-C2B-C1B	-2.86	124.06	128.46
27	1	614	CLA	CMB-C2B-C3B	2.86	130.29	124.69
30	a	619	BCR	C39-C30-C25	-2.86	105.66	110.30
27	6	608	CLA	O2D-CGD-O1D	-2.86	118.24	123.84
27	U	611	CLA	CMB-C2B-C3B	2.86	130.03	124.68

Continued on next page...

Continued from previous page...

Mol	Chain	Res	Type	Atoms	Z	Observed(°)	Ideal(°)
36	4	620	XAT	C10-C11-C12	-2.86	114.29	123.22
27	7	604	CLA	CMB-C2B-C3B	2.86	130.03	124.68
27	V	602	CLA	O2D-CGD-O1D	-2.86	118.25	123.84
38	U	608	CHL	C4A-NA-C1A	-2.86	105.42	106.71
27	B	835	CLA	CMB-C2B-C1B	-2.86	124.07	128.46
27	X	603	CLA	CMB-C2B-C1B	-2.86	124.07	128.46
27	X	611	CLA	CMB-C2B-C3B	2.86	130.03	124.68
30	B	844	BCR	C4-C5-C6	-2.86	118.58	122.73
27	L	303	CLA	CHD-C1D-ND	-2.86	121.83	124.45
27	6	609	CLA	C1B-CHB-C4A	-2.86	124.46	130.12
27	A	834	CLA	O2D-CGD-O1D	-2.86	118.25	123.84
35	9	619	LUT	C18-C5-C6	-2.86	121.32	124.53
29	Z	2630	LHG	O7-C7-C8	2.86	117.66	111.50
27	A	845	CLA	C1B-CHB-C4A	-2.86	124.46	130.12
27	6	607	CLA	C1B-CHB-C4A	-2.86	124.46	130.12
27	A	813	CLA	O2D-CGD-O1D	-2.86	118.25	123.84
27	B	836	CLA	O2D-CGD-O1D	-2.86	118.25	123.84
27	5	613	CLA	CHD-C1D-ND	-2.86	121.83	124.45
37	Z	1623	NEX	C11-C12-C13	-2.86	118.39	126.42
27	9	614	CLA	CMB-C2B-C3B	2.86	130.02	124.68
27	5	609	CLA	C1B-CHB-C4A	-2.85	124.46	130.12
30	7	621	BCR	C37-C22-C23	2.85	122.58	118.08
27	A	804	CLA	CMB-C2B-C3B	2.85	130.02	124.68
27	B	820	CLA	CMB-C2B-C3B	2.85	130.02	124.68
27	G	204	CLA	O2D-CGD-O1D	-2.85	118.26	123.84
27	B	812	CLA	C1B-CHB-C4A	-2.85	124.47	130.12
27	3	613	CLA	C1B-CHB-C4A	-2.85	124.47	130.12
27	W	613	CLA	C1B-CHB-C4A	-2.85	124.47	130.12
30	8	621	BCR	C15-C14-C13	-2.85	123.24	127.31
27	4	601	CLA	C1B-CHB-C4A	-2.85	124.47	130.12
27	5	617	CLA	C1B-CHB-C4A	-2.85	124.47	130.12
27	Y	603	CLA	CMB-C2B-C1B	-2.85	124.08	128.46
27	6	617	CLA	CMB-C2B-C3B	2.85	130.01	124.68
27	3	611	CLA	C1B-CHB-C4A	-2.85	124.47	130.12
27	1	604	CLA	CMB-C2B-C3B	2.85	130.01	124.68
27	O	2003	CLA	C1B-CHB-C4A	-2.85	124.47	130.12
27	A	816	CLA	CMB-C2B-C3B	2.85	130.01	124.68
36	6	621	XAT	C15-C35-C34	-2.85	117.64	123.47
35	X	1621	LUT	C8-C7-C6	-2.85	119.20	127.20
27	4	607	CLA	CMB-C2B-C1B	-2.85	124.09	128.46
27	B	839	CLA	O2D-CGD-O1D	-2.85	118.27	123.84
27	6	613	CLA	C1B-CHB-C4A	-2.85	124.48	130.12

Continued on next page...

Continued from previous page...

Mol	Chain	Res	Type	Atoms	Z	Observed(°)	Ideal(°)
27	W	611	CLA	CMB-C2B-C3B	2.85	130.00	124.68
27	W	602	CLA	C1B-CHB-C4A	-2.85	124.48	130.12
27	A	804	CLA	C1-C2-C3	-2.85	121.12	126.04
27	B	802	CLA	O2D-CGD-O1D	-2.85	118.27	123.84
30	7	621	BCR	C30-C25-C24	2.85	123.83	115.78
36	6	621	XAT	C27-C28-C29	-2.85	121.11	125.53
27	a	616	CLA	C1B-CHB-C4A	-2.85	124.48	130.12
27	1	609	CLA	C1B-CHB-C4A	-2.85	124.48	130.12
27	X	614	CLA	C1B-CHB-C4A	-2.85	124.48	130.12
27	B	824	CLA	O2D-CGD-O1D	-2.85	118.28	123.84
27	B	827	CLA	O2D-CGD-O1D	-2.85	118.28	123.84
27	A	839	CLA	C1B-CHB-C4A	-2.85	124.48	130.12
30	9	621	BCR	C3-C4-C5	-2.84	109.00	114.08
27	1	611	CLA	C1B-CHB-C4A	-2.84	124.48	130.12
27	a	611	CLA	C1B-CHB-C4A	-2.84	124.49	130.12
27	5	614	CLA	CMB-C2B-C3B	2.84	130.00	124.68
27	1	608	CLA	C1B-CHB-C4A	-2.84	124.49	130.12
38	W	606	CHL	C1C-C2C-C3C	-2.84	104.86	107.11
27	9	601	CLA	CMB-C2B-C3B	2.84	130.00	124.68
27	A	809	CLA	O2D-CGD-O1D	-2.84	118.28	123.84
27	B	804	CLA	O2D-CGD-O1D	-2.84	118.28	123.84
27	W	611	CLA	O2D-CGD-O1D	-2.84	118.28	123.84
27	A	802	CLA	CAA-C2A-C1A	-2.84	102.66	111.97
38	X	601	CHL	C1C-C2C-C3C	-2.84	104.86	107.11
27	A	841	CLA	O2D-CGD-O1D	-2.84	118.28	123.84
27	U	602	CLA	CHB-C4A-NA	2.84	128.44	124.51
27	5	601	CLA	CMB-C2B-C3B	2.84	129.99	124.68
27	F	301	CLA	C1B-CHB-C4A	-2.84	124.49	130.12
27	4	616	CLA	CAB-C3B-C2B	2.84	130.25	124.69
27	6	617	CLA	O2D-CGD-O1D	-2.84	118.29	123.84
27	U	613	CLA	C1B-CHB-C4A	-2.84	124.49	130.12
27	V	604	CLA	CHD-C1D-ND	-2.84	121.84	124.45
27	4	610	CLA	O2D-CGD-O1D	-2.84	118.29	123.84
37	5	624	NEX	C38-C25-C24	2.84	117.47	114.28
27	B	837	CLA	CMB-C2B-C1B	-2.84	124.10	128.46
27	2	613	CLA	C1B-CHB-C4A	-2.84	124.50	130.12
27	X	611	CLA	C1B-CHB-C4A	-2.84	124.50	130.12
27	7	607	CLA	O2D-CGD-O1D	-2.84	118.29	123.84
30	2	623	BCR	C23-C24-C25	-2.84	119.23	127.20
38	W	601	CHL	CMD-C2D-C3D	-2.84	121.09	127.61
27	Y	611	CLA	CMB-C2B-C3B	2.84	129.98	124.68
27	5	613	CLA	CMB-C2B-C3B	2.84	129.98	124.68

Continued on next page...

Continued from previous page...

Mol	Chain	Res	Type	Atoms	Z	Observed(°)	Ideal(°)
27	X	610	CLA	CMB-C2B-C3B	2.84	129.98	124.68
27	8	604	CLA	C1B-CHB-C4A	-2.84	124.50	130.12
27	W	604	CLA	C1B-CHB-C4A	-2.84	124.50	130.12
27	U	613	CLA	O2D-CGD-O1D	-2.84	118.30	123.84
27	7	604	CLA	C1B-CHB-C4A	-2.83	124.50	130.12
27	B	819	CLA	O2D-CGD-O1D	-2.83	118.30	123.84
27	a	608	CLA	CMB-C2B-C3B	2.83	129.98	124.68
27	2	609	CLA	CMB-C2B-C3B	2.83	129.98	124.68
27	3	611	CLA	CAB-C3B-C2B	2.83	130.24	124.69
38	Z	605	CHL	CHA-C4D-ND	2.83	138.43	132.50
27	A	801	CLA	O2D-CGD-O1D	-2.83	118.30	123.84
27	B	820	CLA	C1B-CHB-C4A	-2.83	124.51	130.12
27	Z	613	CLA	C1B-CHB-C4A	-2.83	124.51	130.12
35	a	617	LUT	C28-C29-C30	-2.83	114.59	118.94
27	1	606	CLA	CMB-C2B-C3B	2.83	129.98	124.68
27	B	829	CLA	O2D-CGD-O1D	-2.83	118.30	123.84
27	Y	602	CLA	O2D-CGD-O1D	-2.83	118.30	123.84
27	8	607	CLA	CAB-C3B-C2B	2.83	130.23	124.69
27	5	604	CLA	C1B-CHB-C4A	-2.83	124.51	130.12
35	V	1620	LUT	C38-C25-C24	-2.83	117.50	123.56
38	Z	608	CHL	CHA-C4D-ND	2.83	138.42	132.50
38	X	601	CHL	CHB-C4A-NA	2.83	128.43	124.51
27	5	616	CLA	C1B-CHB-C4A	-2.83	124.51	130.12
27	a	609	CLA	C1B-CHB-C4A	-2.83	124.51	130.12
27	7	602	CLA	CMB-C2B-C3B	2.83	129.97	124.68
33	8	626	LMG	O8-C28-C29	2.83	120.78	111.91
30	2	623	BCR	C36-C18-C19	2.83	122.53	118.08
27	W	602	CLA	O2D-CGD-O1D	-2.83	118.31	123.84
38	X	609	CHL	CMB-C2B-C3B	2.83	129.97	124.68
27	8	613	CLA	O2D-CGD-O1D	-2.83	118.31	123.84
37	Z	1623	NEX	O24-C25-C38	2.83	118.44	115.06
27	4	616	CLA	C1B-CHB-C4A	-2.83	124.52	130.12
27	U	602	CLA	C1B-CHB-C4A	-2.83	124.52	130.12
27	U	602	CLA	O2D-CGD-O1D	-2.83	118.31	123.84
38	V	605	CHL	C4A-NA-C1A	-2.82	105.44	106.71
27	A	823	CLA	O2D-CGD-O1D	-2.82	118.31	123.84
27	1	614	CLA	C1B-CHB-C4A	-2.82	124.52	130.12
30	5	622	BCR	C24-C23-C22	-2.82	121.97	126.23
27	A	820	CLA	CHB-C4A-NA	2.82	128.42	124.51
27	a	606	CLA	CMB-C2B-C3B	2.82	129.96	124.68
30	1	619	BCR	C39-C30-C25	-2.82	105.72	110.30
30	7	623	BCR	C36-C18-C17	-2.82	118.97	122.92

Continued on next page...

Continued from previous page...

Mol	Chain	Res	Type	Atoms	Z	Observed(°)	Ideal(°)
27	V	610	CLA	O2D-CGD-O1D	-2.82	118.32	123.84
27	U	611	CLA	C1B-CHB-C4A	-2.82	124.53	130.12
27	W	611	CLA	C1B-CHB-C4A	-2.82	124.53	130.12
35	Z	1621	LUT	C11-C10-C9	-2.82	123.28	127.31
27	4	614	CLA	CHD-C1D-ND	-2.82	121.86	124.45
27	X	612	CLA	CMB-C2B-C3B	2.82	129.96	124.68
27	5	614	CLA	C1B-CHB-C4A	-2.82	124.53	130.12
27	5	619	CLA	CMB-C2B-C1B	-2.82	124.13	128.46
27	4	618	CLA	CAB-C3B-C2B	2.82	130.21	124.69
27	Y	614	CLA	C1B-CHB-C4A	-2.82	124.53	130.12
27	8	611	CLA	CMB-C2B-C1B	-2.82	124.13	128.46
27	a	610	CLA	O2D-CGD-O1D	-2.82	118.33	123.84
35	Y	1621	LUT	C1-C6-C5	-2.82	118.64	122.61
27	A	815	CLA	CMB-C2B-C1B	-2.82	124.13	128.46
27	3	607	CLA	CAB-C3B-C2B	2.82	130.21	124.69
27	A	842	CLA	C1B-CHB-C4A	-2.82	124.53	130.12
27	A	830	CLA	O2D-CGD-O1D	-2.82	118.33	123.84
27	F	303	CLA	O2D-CGD-O1D	-2.82	118.33	123.84
35	a	617	LUT	C1-C6-C5	-2.82	118.64	122.61
27	V	604	CLA	C1B-CHB-C4A	-2.82	124.54	130.12
27	W	613	CLA	O2D-CGD-O1D	-2.82	118.33	123.84
27	X	604	CLA	C1B-CHB-C4A	-2.82	124.54	130.12
35	1	617	LUT	C1-C6-C5	-2.82	118.65	122.61
27	a	608	CLA	C1B-CHB-C4A	-2.82	124.54	130.12
27	B	835	CLA	C1B-CHB-C4A	-2.82	124.54	130.12
27	9	604	CLA	C1B-CHB-C4A	-2.81	124.54	130.12
27	Z	602	CLA	C1B-CHB-C4A	-2.81	124.54	130.12
27	A	802	CLA	O2D-CGD-O1D	-2.81	118.33	123.84
27	7	616	CLA	C1B-CHB-C4A	-2.81	124.54	130.12
27	X	602	CLA	O2D-CGD-O1D	-2.81	118.34	123.84
27	8	601	CLA	O2D-CGD-O1D	-2.81	118.34	123.84
27	Y	612	CLA	CMB-C2B-C3B	2.81	129.94	124.68
36	V	1622	XAT	C7-C8-C9	-2.81	121.17	125.53
38	U	606	CHL	C1C-C2C-C3C	-2.81	104.88	107.11
27	7	615	CLA	C1B-CHB-C4A	-2.81	124.55	130.12
27	Y	602	CLA	C1B-CHB-C4A	-2.81	124.55	130.12
27	W	614	CLA	C1B-CHB-C4A	-2.81	124.55	130.12
27	Y	611	CLA	C1B-CHB-C4A	-2.81	124.55	130.12
36	2	620	XAT	C10-C11-C12	-2.81	114.44	123.22
27	1	616	CLA	C1B-CHB-C4A	-2.81	124.55	130.12
30	B	845	BCR	C7-C8-C9	-2.81	121.99	126.23
27	A	809	CLA	C1B-CHB-C4A	-2.81	124.55	130.12

Continued on next page...

Continued from previous page...

Mol	Chain	Res	Type	Atoms	Z	Observed(°)	Ideal(°)
27	2	604	CLA	C1B-CHB-C4A	-2.81	124.55	130.12
27	A	816	CLA	O2D-CGD-O1D	-2.81	118.34	123.84
27	A	836	CLA	O2D-CGD-O1D	-2.81	118.34	123.84
35	9	619	LUT	C30-C31-C32	-2.81	114.45	123.22
27	U	604	CLA	C1B-CHB-C4A	-2.81	124.55	130.12
27	1	614	CLA	O2D-CGD-O1D	-2.81	117.71	124.09
30	3	620	BCR	C35-C13-C12	-2.81	113.65	118.08
38	U	608	CHL	CAC-C3C-C4C	2.81	128.46	124.81
35	X	1621	LUT	C11-C10-C9	-2.81	123.30	127.31
35	X	1621	LUT	C1-C6-C5	-2.81	118.66	122.61
30	8	621	BCR	C39-C30-C25	-2.81	105.74	110.30
36	6	621	XAT	C38-C25-C24	2.81	117.44	114.28
27	3	609	CLA	C1B-CHB-C4A	-2.81	124.56	130.12
30	A	856	BCR	C37-C22-C23	2.81	122.50	118.08
36	Y	1622	XAT	C15-C14-C13	-2.81	123.30	127.31
38	W	608	CHL	CAC-C3C-C4C	2.81	128.45	124.81
27	2	616	CLA	CAB-C3B-C2B	2.81	130.18	124.69
30	B	848	BCR	C37-C22-C23	2.81	122.50	118.08
30	A	848	BCR	C37-C22-C21	-2.81	118.99	122.92
30	O	2004	BCR	C16-C17-C18	-2.81	123.31	127.31
38	W	607	CHL	CHD-C4C-C3C	-2.81	120.59	124.98
27	O	2002	CLA	CAB-C3B-C2B	2.81	130.18	124.69
27	9	601	CLA	O2D-CGD-O1D	-2.81	118.35	123.84
27	B	809	CLA	C1B-CHB-C4A	-2.81	124.56	130.12
30	5	622	BCR	C37-C22-C23	2.81	122.50	118.08
27	2	614	CLA	CMB-C2B-C3B	2.80	129.93	124.68
27	B	814	CLA	O2D-CGD-O1D	-2.80	118.35	123.84
27	2	610	CLA	C1B-CHB-C4A	-2.80	124.56	130.12
27	9	613	CLA	C1B-CHB-C4A	-2.80	124.56	130.12
27	G	203	CLA	O2D-CGD-O1D	-2.80	118.36	123.84
30	7	623	BCR	C8-C9-C10	-2.80	114.64	118.94
27	3	617	CLA	CHB-C4A-NA	2.80	128.39	124.51
27	1	611	CLA	O2D-CGD-O1D	-2.80	118.36	123.84
38	Y	608	CHL	CMB-C2B-C3B	2.80	129.92	124.68
35	Y	1621	LUT	C11-C10-C9	-2.80	123.31	127.31
27	9	603	CLA	O2D-CGD-O1D	-2.80	118.36	123.84
27	A	837	CLA	C1B-CHB-C4A	-2.80	124.57	130.12
27	A	839	CLA	CMB-C2B-C1B	-2.80	124.16	128.46
27	A	805	CLA	CHD-C1D-ND	-2.80	121.88	124.45
27	A	829	CLA	O2D-CGD-O1D	-2.80	118.36	123.84
27	5	608	CLA	C1B-CHB-C4A	-2.80	124.57	130.12
35	8	619	LUT	C38-C25-C24	-2.80	117.57	123.56

Continued on next page...

Continued from previous page...

Mol	Chain	Res	Type	Atoms	Z	Observed(°)	Ideal(°)
27	4	614	CLA	O2D-CGD-O1D	-2.80	118.36	123.84
27	H	203	CLA	C1B-CHB-C4A	-2.80	124.57	130.12
27	Z	603	CLA	O2D-CGD-O1D	-2.80	118.36	123.84
27	9	609	CLA	C1B-CHB-C4A	-2.80	124.57	130.12
27	Y	613	CLA	C1B-CHB-C4A	-2.80	124.57	130.12
30	J	102	BCR	C7-C8-C9	-2.80	122.01	126.23
38	Y	601	CHL	CMB-C2B-C3B	2.80	129.91	124.68
35	Y	1621	LUT	C21-C26-C27	-2.80	109.16	112.70
36	5	621	XAT	C15-C14-C13	-2.80	123.32	127.31
27	B	815	CLA	O2D-CGD-O1D	-2.80	118.37	123.84
27	8	609	CLA	O2D-CGD-O1D	-2.80	118.37	123.84
27	2	611	CLA	O2D-CGD-O1D	-2.80	118.37	123.84
27	4	607	CLA	C1B-CHB-C4A	-2.80	124.58	130.12
27	A	833	CLA	C1B-CHB-C4A	-2.80	124.58	130.12
27	X	614	CLA	O2D-CGD-O1D	-2.80	118.37	123.84
35	1	617	LUT	C28-C29-C30	-2.80	114.65	118.94
27	B	816	CLA	C1B-CHB-C4A	-2.79	124.58	130.12
27	2	609	CLA	C1B-CHB-C4A	-2.79	124.58	130.12
27	F	304	CLA	O2D-CGD-O1D	-2.79	118.38	123.84
38	W	609	CHL	CMB-C2B-C3B	2.79	129.91	124.68
27	4	606	CLA	C1B-CHB-C4A	-2.79	124.58	130.12
30	9	621	BCR	C24-C23-C22	-2.79	122.02	126.23
27	Y	614	CLA	O2D-CGD-O1D	-2.79	118.38	123.84
27	B	803	CLA	CHB-C4A-NA	2.79	128.37	124.51
30	3	621	BCR	C37-C22-C21	-2.79	119.01	122.92
27	2	616	CLA	C1B-CHB-C4A	-2.79	124.59	130.12
30	4	621	BCR	C15-C14-C13	-2.79	123.33	127.31
27	Y	604	CLA	C1B-CHB-C4A	-2.79	124.59	130.12
30	1	619	BCR	C36-C18-C17	-2.79	119.02	122.92
38	X	601	CHL	CMD-C2D-C3D	-2.79	121.20	127.61
36	X	1622	XAT	C15-C14-C13	-2.79	123.33	127.31
28	B	842	PQN	C14-C13-C12	-2.79	116.52	123.68
27	V	611	CLA	CMB-C2B-C1B	-2.79	124.18	128.46
27	A	801	CLA	C1B-CHB-C4A	-2.79	124.60	130.12
27	4	603	CLA	O2D-CGD-O1D	-2.79	118.39	123.84
38	V	605	CHL	CHA-C4D-ND	2.79	138.33	132.50
27	1	601	CLA	O2D-CGD-O1D	-2.79	117.76	124.09
38	Z	608	CHL	O2A-CGA-CBA	2.79	120.65	111.91
27	X	612	CLA	C1B-CHB-C4A	-2.79	124.60	130.12
27	3	608	CLA	O2D-CGD-O1D	-2.79	118.39	123.84
27	H	202	CLA	C1B-CHB-C4A	-2.79	124.60	130.12
30	B	843	BCR	C2-C1-C6	2.78	114.77	110.48

Continued on next page...

Continued from previous page...

Mol	Chain	Res	Type	Atoms	Z	Observed(°)	Ideal(°)
27	A	818	CLA	C1B-CHB-C4A	-2.78	124.60	130.12
27	8	616	CLA	C1B-CHB-C4A	-2.78	124.60	130.12
27	X	613	CLA	C1B-CHB-C4A	-2.78	124.60	130.12
38	V	607	CHL	CHA-C4D-ND	2.78	138.32	132.50
38	Z	609	CHL	CMD-C2D-C3D	-2.78	121.21	127.61
27	6	608	CLA	CHD-C1D-ND	-2.78	121.90	124.45
27	B	823	CLA	O2D-CGD-O1D	-2.78	118.40	123.84
30	1	619	BCR	C24-C25-C26	-2.78	114.72	121.46
27	3	609	CLA	CHB-C4A-NA	2.78	128.36	124.51
27	U	614	CLA	C1B-CHB-C4A	-2.78	124.61	130.12
27	A	832	CLA	O2D-CGD-O1D	-2.78	118.40	123.84
27	A	819	CLA	C1B-CHB-C4A	-2.78	124.61	130.12
27	B	810	CLA	O2D-CGD-O1D	-2.78	118.40	123.84
27	1	613	CLA	O2D-CGD-O1D	-2.78	118.40	123.84
27	A	838	CLA	O2D-CGD-O1D	-2.78	118.40	123.84
27	1	610	CLA	O2D-CGD-O1D	-2.78	118.40	123.84
36	1	618	XAT	C20-C13-C12	2.78	122.46	118.08
38	X	607	CHL	CMD-C2D-C3D	-2.78	121.22	127.61
27	3	614	CLA	CMB-C2B-C3B	2.78	129.88	124.68
27	V	602	CLA	C1B-CHB-C4A	-2.78	124.61	130.12
30	B	845	BCR	C1-C6-C5	-2.78	118.70	122.61
30	a	619	BCR	C36-C18-C17	-2.78	119.03	122.92
27	A	832	CLA	CHD-C1D-ND	-2.78	121.90	124.45
27	4	612	CLA	C1B-CHB-C4A	-2.78	124.61	130.12
27	A	813	CLA	C1B-CHB-C4A	-2.78	124.62	130.12
30	B	801	BCR	C30-C25-C26	-2.78	118.70	122.61
27	Y	612	CLA	C1B-CHB-C4A	-2.78	124.62	130.12
27	L	302	CLA	CHD-C1D-ND	-2.78	121.90	124.45
27	a	614	CLA	C1B-CHB-C4A	-2.78	124.62	130.12
29	9	623	LHG	O8-C23-C24	2.78	120.62	111.91
35	X	1621	LUT	C21-C26-C27	-2.78	109.19	112.70
27	X	602	CLA	C1B-CHB-C4A	-2.77	124.62	130.12
35	8	619	LUT	C17-C1-C6	-2.77	105.80	110.30
38	V	605	CHL	CMB-C2B-C3B	2.77	129.87	124.68
27	5	608	CLA	O2D-CGD-O1D	-2.77	118.41	123.84
27	5	619	CLA	C1B-CHB-C4A	-2.77	124.62	130.12
27	6	602	CLA	C1B-CHB-C4A	-2.77	124.62	130.12
27	7	607	CLA	CMB-C2B-C3B	2.77	129.87	124.68
38	W	608	CHL	CHA-C4D-ND	2.77	138.30	132.50
38	W	601	CHL	C4-C3-C5	2.77	119.94	115.27
36	6	621	XAT	C26-C27-C28	-2.77	120.13	125.99
30	L	308	BCR	C31-C1-C6	-2.77	105.80	110.30

Continued on next page...

Continued from previous page...

Mol	Chain	Res	Type	Atoms	Z	Observed(°)	Ideal(°)
27	9	613	CLA	CHD-C1D-ND	-2.77	121.91	124.45
27	7	615	CLA	CAB-C3B-C2B	2.77	130.12	124.69
27	O	2003	CLA	CMB-C2B-C3B	2.77	129.86	124.68
38	V	608	CHL	CAC-C3C-C4C	2.77	128.41	124.81
38	X	606	CHL	CHA-C4D-ND	2.77	138.29	132.50
27	B	802	CLA	CMB-C2B-C1B	-2.77	124.21	128.46
27	6	610	CLA	O2D-CGD-O1D	-2.77	118.42	123.84
27	3	608	CLA	C1B-CHB-C4A	-2.77	124.63	130.12
38	V	608	CHL	C1C-C2C-C3C	-2.77	104.92	107.11
30	3	620	BCR	C38-C26-C27	2.77	118.94	113.62
27	a	601	CLA	O2D-CGD-O1D	-2.77	117.80	124.09
27	1	616	CLA	O2D-CGD-O1D	-2.77	118.42	123.84
27	U	603	CLA	O2D-CGD-O1D	-2.77	118.42	123.84
30	1	619	BCR	C30-C25-C24	2.77	123.61	115.78
27	2	603	CLA	C1B-CHB-C4A	-2.77	124.64	130.12
38	Y	608	CHL	CHA-C4D-ND	2.77	138.29	132.50
27	8	603	CLA	O2D-CGD-O1D	-2.77	118.43	123.84
38	W	609	CHL	C1-C2-C3	-2.77	121.26	126.04
27	8	608	CLA	O2D-CGD-O1D	-2.77	118.43	123.84
27	Z	610	CLA	O2D-CGD-O1D	-2.77	118.43	123.84
27	A	835	CLA	C1B-CHB-C4A	-2.76	124.64	130.12
36	1	618	XAT	C10-C11-C12	-2.76	114.59	123.22
27	a	613	CLA	O2D-CGD-O1D	-2.76	118.43	123.84
27	8	603	CLA	CAB-C3B-C2B	2.76	130.10	124.69
35	V	1621	LUT	C1-C6-C5	-2.76	118.72	122.61
27	8	607	CLA	CMB-C2B-C3B	2.76	130.10	124.69
27	A	806	CLA	CMB-C2B-C3B	2.76	129.84	124.68
27	6	608	CLA	CMB-C2B-C3B	2.76	129.84	124.68
30	a	619	BCR	C24-C25-C26	-2.76	114.78	121.46
27	X	604	CLA	O2D-CGD-O1D	-2.76	118.44	123.84
30	K	207	BCR	C32-C1-C6	-2.76	105.82	110.30
36	5	621	XAT	O24-C25-C38	2.76	118.36	115.06
30	6	622	BCR	C33-C5-C4	2.76	118.92	113.62
27	7	608	CLA	C1B-CHB-C4A	-2.76	124.65	130.12
27	Z	614	CLA	O2D-CGD-O1D	-2.76	118.44	123.84
30	A	850	BCR	C1-C6-C7	2.76	123.58	115.78
30	L	309	BCR	C7-C8-C9	-2.76	122.07	126.23
36	a	618	XAT	C20-C13-C12	2.76	122.42	118.08
38	U	608	CHL	CHA-C4D-ND	2.76	138.27	132.50
36	8	620	XAT	C35-C34-C33	-2.76	123.37	127.31
27	a	616	CLA	O2D-CGD-O1D	-2.76	118.45	123.84
27	9	612	CLA	C1B-CHB-C4A	-2.76	124.66	130.12

Continued on next page...

Continued from previous page...

Mol	Chain	Res	Type	Atoms	Z	Observed(°)	Ideal(°)
30	K	207	BCR	C28-C27-C26	-2.76	109.16	114.08
27	B	815	CLA	C1B-CHB-C4A	-2.76	124.66	130.12
27	H	203	CLA	O2D-CGD-O1D	-2.76	118.45	123.84
38	V	601	CHL	CMD-C2D-C3D	-2.76	121.28	127.61
30	A	851	BCR	C15-C14-C13	-2.76	123.38	127.31
38	Y	607	CHL	CMD-C2D-C3D	-2.75	121.28	127.61
36	a	618	XAT	C10-C11-C12	-2.75	114.62	123.22
27	B	831	CLA	C1B-CHB-C4A	-2.75	124.66	130.12
27	V	612	CLA	O2D-CGD-O1D	-2.75	118.45	123.84
36	Y	1622	XAT	O24-C25-C38	2.75	118.35	115.06
38	Z	605	CHL	C4A-NA-C1A	-2.75	105.47	106.71
36	V	1622	XAT	C26-C27-C28	-2.75	120.18	125.99
30	a	619	BCR	C30-C25-C24	2.75	123.56	115.78
27	K	201	CLA	C1B-CHB-C4A	-2.75	124.67	130.12
27	5	618	CLA	C1B-CHB-C4A	-2.75	124.67	130.12
27	6	602	CLA	CHD-C1D-ND	-2.75	121.93	124.45
27	6	607	CLA	O2D-CGD-O1D	-2.75	118.46	123.84
27	9	607	CLA	CMB-C2B-C1B	-2.75	124.24	128.46
30	B	847	BCR	C15-C14-C13	-2.75	123.39	127.31
27	B	821	CLA	CMB-C2B-C3B	2.75	129.82	124.68
27	V	611	CLA	O2D-CGD-CBD	2.75	116.15	111.27
30	A	850	BCR	C8-C7-C6	-2.75	119.49	127.20
27	B	813	CLA	O2D-CGD-O1D	-2.75	118.47	123.84
27	U	611	CLA	CHB-C4A-NA	2.75	128.31	124.51
38	V	609	CHL	C1C-C2C-C3C	-2.75	104.94	107.11
27	B	812	CLA	CHD-C1D-ND	-2.75	121.93	124.45
27	O	2002	CLA	CMB-C2B-C3B	2.74	130.06	124.69
27	7	616	CLA	CAB-C3B-C2B	2.74	130.06	124.69
36	3	619	XAT	C38-C25-C24	2.74	117.37	114.28
38	Z	606	CHL	CHA-C4D-ND	2.74	138.24	132.50
27	3	610	CLA	O2D-CGD-O1D	-2.74	118.47	123.84
27	8	612	CLA	C1B-CHB-C4A	-2.74	124.69	130.12
27	B	804	CLA	C1B-CHB-C4A	-2.74	124.69	130.12
27	4	613	CLA	O2D-CGD-O1D	-2.74	118.48	123.84
27	8	604	CLA	C1-C2-C3	-2.74	122.32	126.75
30	B	849	BCR	C15-C16-C17	-2.74	117.86	123.47
27	4	601	CLA	CMB-C2B-C3B	2.74	129.81	124.68
27	L	304	CLA	O2D-CGD-O1D	-2.74	118.48	123.84
27	Y	604	CLA	O2D-CGD-O1D	-2.74	118.48	123.84
27	V	613	CLA	O2D-CGD-O1D	-2.74	118.48	123.84
27	3	615	CLA	C1B-CHB-C4A	-2.74	124.69	130.12
27	V	604	CLA	O2D-CGD-O1D	-2.74	118.48	123.84

Continued on next page...

Continued from previous page...

Mol	Chain	Res	Type	Atoms	Z	Observed(°)	Ideal(°)
36	X	1622	XAT	C32-C33-C34	-2.74	114.74	118.94
27	9	602	CLA	C1B-CHB-C4A	-2.74	124.69	130.12
27	6	607	CLA	CHB-C4A-NA	2.74	128.30	124.51
27	W	612	CLA	O2D-CGD-O1D	-2.74	118.48	123.84
30	B	849	BCR	C15-C14-C13	-2.74	123.40	127.31
36	X	1622	XAT	O24-C25-C38	2.74	118.34	115.06
36	6	621	XAT	C10-C11-C12	-2.74	114.67	123.22
27	9	603	CLA	C1B-CHB-C4A	-2.74	124.70	130.12
27	2	604	CLA	O2D-CGD-O1D	-2.74	118.49	123.84
30	L	301	BCR	C3-C4-C5	-2.74	109.19	114.08
30	3	621	BCR	C16-C17-C18	-2.74	123.41	127.31
38	Z	601	CHL	CHB-C4A-NA	2.73	128.29	124.51
27	2	607	CLA	CMB-C2B-C3B	2.73	129.79	124.68
30	A	852	BCR	C16-C15-C14	-2.73	117.87	123.47
38	Y	609	CHL	O2A-CGA-CBA	2.73	120.49	111.91
27	A	816	CLA	C1B-CHB-C4A	-2.73	124.70	130.12
27	G	204	CLA	C1B-CHB-C4A	-2.73	124.70	130.12
27	B	809	CLA	O2D-CGD-O1D	-2.73	118.49	123.84
30	3	620	BCR	C30-C25-C24	2.73	123.51	115.78
27	H	203	CLA	CHB-C4A-NA	2.73	128.29	124.51
27	B	824	CLA	CMB-C2B-C3B	2.73	129.79	124.68
38	Y	606	CHL	CHA-C4D-ND	2.73	138.22	132.50
27	4	604	CLA	CAB-C3B-C2B	2.73	130.04	124.69
27	2	606	CLA	O2D-CGD-O1D	-2.73	118.50	123.84
36	8	620	XAT	C28-C29-C30	-2.73	114.75	118.94
36	7	620	XAT	O24-C25-C38	2.73	118.33	115.06
27	3	615	CLA	O2D-CGD-O1D	-2.73	117.89	124.09
30	B	853	BCR	C15-C16-C17	-2.73	117.88	123.47
27	W	604	CLA	O2D-CGD-O1D	-2.73	118.50	123.84
27	A	830	CLA	C1B-CHB-C4A	-2.73	124.71	130.12
27	6	614	CLA	CMB-C2B-C3B	2.73	129.78	124.68
27	B	820	CLA	CHB-C4A-NA	2.73	128.28	124.51
27	U	604	CLA	O2D-CGD-O1D	-2.73	118.50	123.84
27	U	610	CLA	O2D-CGD-O1D	-2.73	118.50	123.84
27	B	806	CLA	O2D-CGD-O1D	-2.73	118.50	123.84
27	A	817	CLA	C1B-CHB-C4A	-2.73	124.72	130.12
36	Y	1622	XAT	C32-C33-C34	-2.73	114.76	118.94
30	O	2005	BCR	C11-C10-C9	-2.73	123.42	127.31
27	a	603	CLA	CHD-C1D-ND	-2.73	121.95	124.45
27	U	612	CLA	O2D-CGD-O1D	-2.73	118.51	123.84
27	5	619	CLA	CAB-C3B-C2B	2.73	130.03	124.69
27	8	608	CLA	CHB-C4A-NA	2.73	128.28	124.51

Continued on next page...

Continued from previous page...

Mol	Chain	Res	Type	Atoms	Z	Observed(°)	Ideal(°)
36	2	620	XAT	C27-C28-C29	-2.73	121.30	125.53
27	2	612	CLA	CMB-C2B-C3B	2.73	129.78	124.68
27	6	610	CLA	CMB-C2B-C3B	2.73	129.78	124.68
37	U	1623	NEX	C24-C23-C22	-2.73	105.51	110.77
27	K	204	CLA	O2D-CGD-O1D	-2.73	118.51	123.84
36	5	621	XAT	C20-C13-C12	2.73	122.37	118.08
27	A	836	CLA	CMB-C2B-C3B	2.73	129.78	124.68
27	U	612	CLA	C1B-CHB-C4A	-2.72	124.72	130.12
27	2	604	CLA	CMB-C2B-C3B	2.72	129.78	124.68
30	B	852	BCR	C2-C1-C6	2.72	114.67	110.48
27	7	611	CLA	O2D-CGD-O1D	-2.72	118.51	123.84
27	A	840	CLA	C1B-CHB-C4A	-2.72	124.72	130.12
27	B	832	CLA	C1B-CHB-C4A	-2.72	124.72	130.12
37	W	1623	NEX	C24-C23-C22	-2.72	105.52	110.77
38	X	608	CHL	CMB-C2B-C3B	2.72	129.77	124.68
27	6	607	CLA	CAB-C3B-C2B	2.72	130.02	124.69
27	K	206	CLA	C1B-CHB-C4A	-2.72	124.73	130.12
27	O	2002	CLA	C1B-CHB-C4A	-2.72	124.73	130.12
38	U	606	CHL	C4A-NA-C1A	-2.72	105.48	106.71
38	W	606	CHL	C4A-NA-C1A	-2.72	105.48	106.71
30	L	305	BCR	C38-C26-C25	-2.72	121.47	124.53
27	a	607	CLA	O2D-CGD-O1D	-2.72	118.52	123.84
27	a	611	CLA	CMB-C2B-C3B	2.72	130.01	124.69
27	5	601	CLA	C1B-CHB-C4A	-2.72	124.73	130.12
30	J	102	BCR	C29-C30-C25	2.72	114.67	110.48
27	8	607	CLA	O2D-CGD-O1D	-2.72	118.52	123.84
27	A	810	CLA	C1B-CHB-C4A	-2.72	124.73	130.12
27	3	603	CLA	C1B-CHB-C4A	-2.72	124.73	130.12
27	U	604	CLA	CHD-C1D-ND	-2.72	121.96	124.45
27	W	603	CLA	O2D-CGD-O1D	-2.72	118.53	123.84
27	3	606	CLA	C1B-CHB-C4A	-2.72	124.74	130.12
38	V	605	CHL	C1C-C2C-C3C	-2.72	104.96	107.11
29	W	2630	LHG	O8-C23-C24	2.72	120.43	111.91
38	U	607	CHL	C3C-C4C-NC	2.72	113.62	110.57
27	B	840	CLA	C1B-CHB-C4A	-2.72	124.74	130.12
27	7	613	CLA	CMB-C2B-C3B	2.72	129.76	124.68
27	A	810	CLA	CMB-C2B-C3B	2.72	129.76	124.68
27	Z	603	CLA	CMB-C2B-C3B	2.71	129.76	124.68
29	U	2630	LHG	O8-C23-C24	2.71	120.42	111.91
36	V	1622	XAT	C38-C25-C24	2.71	117.33	114.28
27	3	607	CLA	CHD-C1D-ND	-2.71	121.96	124.45
27	B	806	CLA	CMB-C2B-C3B	2.71	129.75	124.68

Continued on next page...

Continued from previous page...

Mol	Chain	Res	Type	Atoms	Z	Observed(°)	Ideal(°)
30	A	856	BCR	C11-C10-C9	-2.71	123.44	127.31
27	5	609	CLA	CMB-C2B-C3B	2.71	129.75	124.68
27	B	809	CLA	CHD-C1D-ND	-2.71	121.96	124.45
27	1	603	CLA	CHD-C1D-ND	-2.71	121.96	124.45
27	W	611	CLA	CHB-C4A-NA	2.71	128.26	124.51
38	U	609	CHL	O2A-CGA-CBA	2.71	120.40	111.91
27	3	614	CLA	C1B-CHB-C4A	-2.71	124.76	130.12
27	Z	612	CLA	C1B-CHB-C4A	-2.71	124.76	130.12
27	8	612	CLA	CHB-C4A-NA	2.71	128.25	124.51
27	8	613	CLA	CMB-C2B-C3B	2.71	129.74	124.68
35	8	619	LUT	C35-C15-C14	-2.71	117.93	123.47
38	W	609	CHL	O2A-CGA-CBA	2.71	120.40	111.91
38	W	605	CHL	CMB-C2B-C3B	2.70	129.74	124.68
27	Z	613	CLA	O2D-CGD-O1D	-2.70	118.55	123.84
38	W	607	CHL	O2A-CGA-CBA	2.70	120.39	111.91
27	A	821	CLA	C1B-CHB-C4A	-2.70	124.76	130.12
30	B	846	BCR	C11-C10-C9	-2.70	123.45	127.31
27	5	610	CLA	CHB-C4A-NA	2.70	128.25	124.51
27	U	612	CLA	CHB-C4A-NA	2.70	128.25	124.51
27	5	606	CLA	CMB-C2B-C1B	-2.70	124.31	128.46
37	6	624	NEX	C17-C1-C6	-2.70	108.05	110.47
27	B	821	CLA	C1B-CHB-C4A	-2.70	124.77	130.12
27	A	808	CLA	C1B-CHB-C4A	-2.70	124.77	130.12
27	2	612	CLA	C1B-CHB-C4A	-2.70	124.77	130.12
35	4	619	LUT	C10-C11-C12	-2.70	114.79	123.22
30	A	856	BCR	C30-C25-C24	2.70	123.42	115.78
27	5	619	CLA	C2A-C1A-CHA	2.70	128.58	123.86
27	Y	612	CLA	O2D-CGD-O1D	-2.70	118.56	123.84
38	X	609	CHL	O2A-CGA-CBA	2.70	120.38	111.91
30	L	309	BCR	C36-C18-C19	2.70	122.33	118.08
27	W	612	CLA	C1B-CHB-C4A	-2.70	124.78	130.12
36	3	619	XAT	C10-C11-C12	-2.70	114.80	123.22
27	B	825	CLA	CHD-C1D-ND	-2.70	121.98	124.45
27	8	609	CLA	CMB-C2B-C3B	2.70	129.72	124.68
36	U	1622	XAT	C32-C33-C34	-2.70	114.80	118.94
27	V	611	CLA	C1B-CHB-C4A	-2.70	124.78	130.12
27	3	614	CLA	O2D-CGD-O1D	-2.69	117.97	124.09
27	2	602	CLA	C1B-CHB-C4A	-2.69	124.78	130.12
30	B	843	BCR	C24-C23-C22	-2.69	122.17	126.23
27	A	808	CLA	CHD-C1D-ND	-2.69	121.98	124.45
27	8	606	CLA	C1B-CHB-C4A	-2.69	124.78	130.12
27	X	612	CLA	O2D-CGD-O1D	-2.69	118.57	123.84

Continued on next page...

Continued from previous page...

Mol	Chain	Res	Type	Atoms	Z	Observed(°)	Ideal(°)
36	a	618	XAT	C8-C9-C10	-2.69	114.81	118.94
38	Z	606	CHL	OMC-CMC-C2C	-2.69	119.60	125.69
30	F	305	BCR	C39-C30-C25	-2.69	105.93	110.30
27	8	602	CLA	C1B-CHB-C4A	-2.69	124.79	130.12
27	W	603	CLA	CHB-C4A-NA	2.69	128.23	124.51
38	U	605	CHL	CMB-C2B-C3B	2.69	129.71	124.68
27	B	811	CLA	CAB-C3B-C2B	2.69	129.95	124.69
30	O	2005	BCR	C37-C22-C21	-2.69	119.16	122.92
27	8	606	CLA	CMB-C2B-C3B	2.69	129.71	124.68
27	3	602	CLA	O2D-CGD-O1D	-2.69	118.58	123.84
36	2	620	XAT	C32-C33-C34	-2.69	114.82	118.94
27	2	612	CLA	O2D-CGD-O1D	-2.69	118.59	123.84
30	A	851	BCR	C33-C5-C6	-2.68	121.51	124.53
27	B	837	CLA	CHD-C1D-ND	-2.68	121.99	124.45
27	1	608	CLA	O2D-CGD-O1D	-2.68	117.99	124.09
27	8	616	CLA	CAB-C3B-C2B	2.68	129.94	124.69
30	F	305	BCR	C10-C11-C12	-2.68	114.84	123.22
27	a	608	CLA	O2D-CGD-O1D	-2.68	118.00	124.09
27	a	603	CLA	O2D-CGD-O1D	-2.68	118.59	123.84
34	B	850	DGD	O1G-C1A-C2A	2.68	120.33	111.91
30	L	309	BCR	C8-C9-C10	-2.68	114.83	118.94
38	Y	605	CHL	CMB-C2B-C3B	2.68	129.70	124.68
27	A	806	CLA	CHD-C1D-ND	-2.68	121.99	124.45
27	a	601	CLA	C1B-CHB-C4A	-2.68	124.81	130.12
36	1	618	XAT	C8-C9-C10	-2.68	114.83	118.94
30	O	2005	BCR	C28-C29-C30	-2.68	105.02	114.60
27	A	837	CLA	CMB-C2B-C3B	2.68	129.69	124.68
27	6	613	CLA	O2D-CGD-O1D	-2.68	118.00	124.09
27	4	611	CLA	CHD-C1D-ND	-2.68	121.99	124.45
27	L	307	CLA	C1B-CHB-C4A	-2.68	124.81	130.12
33	L	2631	LMG	O8-C28-C29	2.68	120.32	111.91
38	X	609	CHL	C1C-C2C-C3C	-2.68	104.99	107.11
27	A	819	CLA	CHB-C4A-NA	2.68	128.22	124.51
27	2	611	CLA	CMB-C2B-C3B	2.68	129.69	124.68
30	4	621	BCR	C38-C26-C27	2.68	118.76	113.62
27	B	808	CLA	C1-C2-C3	-2.68	121.41	126.04
27	3	604	CLA	C1B-CHB-C4A	-2.68	124.81	130.12
27	B	805	CLA	CHD-C1D-ND	-2.68	121.99	124.45
27	9	606	CLA	C1B-CHB-C4A	-2.68	124.81	130.12
33	5	627	LMG	O8-C28-C29	2.68	120.31	111.91
27	4	616	CLA	CMB-C2B-C3B	2.68	129.93	124.69
30	K	207	BCR	C24-C23-C22	-2.68	122.19	126.23

Continued on next page...

Continued from previous page...

Mol	Chain	Res	Type	Atoms	Z	Observed(°)	Ideal(°)
27	B	820	CLA	O2D-CGD-O1D	-2.68	118.61	123.84
27	W	610	CLA	O2D-CGD-O1D	-2.68	118.61	123.84
27	8	607	CLA	C1B-CHB-C4A	-2.68	124.82	130.12
36	Z	1622	XAT	C11-C10-C9	-2.68	123.49	127.31
30	B	844	BCR	C33-C5-C4	2.68	118.75	113.62
27	G	204	CLA	CMB-C2B-C3B	2.68	129.68	124.68
35	4	619	LUT	C7-C8-C9	-2.67	122.19	126.23
27	W	604	CLA	CHD-C1D-ND	-2.67	122.00	124.45
27	H	203	CLA	CMB-C2B-C3B	2.67	129.68	124.68
38	X	606	CHL	OMC-CMC-C2C	-2.67	119.65	125.69
27	7	612	CLA	C1B-CHB-C4A	-2.67	124.83	130.12
27	3	604	CLA	CMB-C2B-C3B	2.67	129.68	124.68
29	B	851	LHG	O8-C23-C24	2.67	120.29	111.91
38	Z	609	CHL	C1-C2-C3	-2.67	121.42	126.04
36	6	621	XAT	C15-C14-C13	-2.67	123.50	127.31
38	V	608	CHL	CHA-C4D-ND	2.67	138.09	132.50
27	B	833	CLA	CMB-C2B-C3B	2.67	129.67	124.68
27	K	203	CLA	CMB-C2B-C3B	2.67	129.67	124.68
27	A	806	CLA	CHB-C4A-NA	2.67	128.20	124.51
27	5	604	CLA	CAB-C3B-C2B	2.67	129.91	124.69
27	3	617	CLA	O2D-CGD-O1D	-2.67	118.03	124.09
27	5	607	CLA	CHD-C1D-ND	-2.67	122.00	124.45
27	Y	604	CLA	CMB-C2B-C3B	2.67	129.67	124.68
27	a	602	CLA	C1B-CHB-C4A	-2.67	124.83	130.12
38	X	608	CHL	CMD-C2D-C3D	-2.67	121.48	127.61
27	8	610	CLA	CHB-C4A-NA	2.67	128.20	124.51
27	8	613	CLA	CHD-C1D-ND	-2.67	122.00	124.45
38	U	607	CHL	CHA-C4D-ND	2.67	138.08	132.50
30	7	623	BCR	C38-C26-C27	2.67	118.74	113.62
27	A	807	CLA	CHB-C4A-NA	2.67	128.20	124.51
27	A	843	CLA	CMB-C2B-C3B	2.67	129.66	124.68
27	4	613	CLA	CMB-C2B-C3B	2.67	129.66	124.68
27	B	817	CLA	C4-C3-C5	2.66	119.75	115.27
30	B	848	BCR	C37-C22-C21	-2.66	119.19	122.92
27	A	824	CLA	CHD-C1D-ND	-2.66	122.00	124.45
27	3	609	CLA	CBA-CAA-C2A	2.66	121.73	113.86
27	1	603	CLA	C1B-CHB-C4A	-2.66	124.84	130.12
27	B	822	CLA	CMB-C2B-C3B	2.66	129.66	124.68
27	V	602	CLA	CHB-C4A-NA	2.66	128.20	124.51
30	A	852	BCR	C12-C13-C14	-2.66	114.85	118.94
38	V	609	CHL	CMD-C2D-C3D	-2.66	121.49	127.61
27	U	613	CLA	CHB-C4A-NA	2.66	128.19	124.51

Continued on next page...

Continued from previous page...

Mol	Chain	Res	Type	Atoms	Z	Observed(°)	Ideal(°)
35	6	619	LUT	C35-C34-C33	-2.66	123.51	127.31
38	V	609	CHL	O2A-CGA-CBA	2.66	120.26	111.91
27	Z	604	CLA	O2D-CGD-O1D	-2.66	118.63	123.84
27	6	613	CLA	CHD-C1D-ND	-2.66	122.01	124.45
27	B	827	CLA	CHB-C4A-NA	2.66	128.19	124.51
27	4	612	CLA	CHB-C4A-NA	2.66	128.19	124.51
30	B	846	BCR	C15-C16-C17	-2.66	118.02	123.47
35	9	619	LUT	C10-C11-C12	-2.66	114.91	123.22
38	X	601	CHL	CMB-C2B-C3B	2.66	129.65	124.68
27	G	203	CLA	C1B-CHB-C4A	-2.66	124.85	130.12
30	L	305	BCR	C2-C1-C6	2.66	114.57	110.48
30	4	621	BCR	C15-C16-C17	-2.66	118.03	123.47
27	X	604	CLA	CMB-C2B-C3B	2.66	129.65	124.68
27	B	810	CLA	C1B-CHB-C4A	-2.66	124.85	130.12
27	4	603	CLA	C1B-CHB-C4A	-2.66	124.85	130.12
27	W	612	CLA	CHB-C4A-NA	2.66	128.19	124.51
27	B	817	CLA	CHD-C1D-ND	-2.66	122.01	124.45
27	8	612	CLA	O2D-CGD-O1D	-2.66	118.06	124.09
27	V	610	CLA	CHB-C4A-NA	2.66	128.19	124.51
35	4	619	LUT	C8-C7-C6	-2.66	119.74	127.20
27	7	602	CLA	O2D-CGD-O1D	-2.66	118.64	123.84
27	4	609	CLA	CHD-C1D-ND	-2.66	122.01	124.45
36	W	1622	XAT	C32-C33-C34	-2.65	114.87	118.94
38	X	605	CHL	O2D-CGD-O1D	-2.65	118.65	123.84
27	2	607	CLA	C1B-CHB-C4A	-2.65	124.86	130.12
27	J	101	CLA	CHD-C1D-ND	-2.65	122.02	124.45
27	A	802	CLA	CHB-C4A-NA	2.65	128.18	124.51
27	K	201	CLA	CMB-C2B-C3B	2.65	129.64	124.68
38	W	601	CHL	CMB-C2B-C3B	2.65	129.64	124.68
37	V	1623	NEX	C24-C23-C22	-2.65	105.65	110.77
27	a	611	CLA	CAB-C3B-C2B	2.65	129.88	124.69
27	8	616	CLA	CMB-C2B-C3B	2.65	129.88	124.69
38	X	605	CHL	CMB-C2B-C3B	2.65	129.64	124.68
36	Z	1622	XAT	C24-C23-C22	-2.65	105.65	110.77
30	F	305	BCR	C37-C22-C21	-2.65	119.21	122.92
27	2	603	CLA	O2D-CGD-O1D	-2.65	118.07	124.09
30	L	305	BCR	C33-C5-C6	-2.65	121.55	124.53
27	B	811	CLA	O2D-CGD-O1D	-2.65	118.07	124.09
37	V	1623	NEX	C11-C10-C9	-2.65	123.53	127.31
35	Z	1620	LUT	C38-C25-C24	-2.65	117.89	123.56
27	V	613	CLA	CHD-C1D-ND	-2.65	122.02	124.45
27	V	603	CLA	CMB-C2B-C3B	2.65	129.63	124.68

Continued on next page...

Continued from previous page...

Mol	Chain	Res	Type	Atoms	Z	Observed(°)	Ideal(°)
27	1	601	CLA	C1B-CHB-C4A	-2.65	124.87	130.12
27	2	614	CLA	CHD-C1D-ND	-2.65	122.02	124.45
27	5	607	CLA	O2D-CGD-O1D	-2.65	118.66	123.84
37	Y	1623	NEX	C11-C12-C13	-2.65	118.98	126.42
27	3	617	CLA	CMB-C2B-C3B	2.65	129.63	124.68
27	O	2001	CLA	O2D-CGD-O1D	-2.65	118.08	124.09
27	W	614	CLA	O2D-CGD-O1D	-2.65	118.66	123.84
30	A	856	BCR	C15-C16-C17	-2.65	118.06	123.47
30	B	844	BCR	C24-C23-C22	-2.64	122.24	126.23
27	F	301	CLA	O2D-CGD-O1D	-2.64	118.67	123.84
27	1	609	CLA	O2D-CGD-O1D	-2.64	118.67	123.84
38	V	605	CHL	CAC-C3C-C4C	2.64	128.24	124.81
38	W	606	CHL	CMB-C2B-C3B	2.64	129.62	124.68
29	9	624	LHG	O8-C23-C24	2.64	120.20	111.91
37	X	1623	NEX	C26-C27-C28	-2.64	120.41	125.99
27	4	606	CLA	CMB-C2B-C3B	2.64	129.62	124.68
27	B	811	CLA	C1B-CHB-C4A	-2.64	124.89	130.12
27	1	612	CLA	C1B-CHB-C4A	-2.64	124.89	130.12
35	V	1620	LUT	C11-C10-C9	-2.64	123.54	127.31
27	5	606	CLA	O2D-CGD-O1D	-2.64	118.09	124.09
35	7	619	LUT	C7-C8-C9	-2.64	122.24	126.23
27	4	602	CLA	C1B-CHB-C4A	-2.64	124.89	130.12
37	X	1623	NEX	C11-C12-C13	-2.64	119.00	126.42
27	7	601	CLA	C1B-CHB-C4A	-2.64	124.89	130.12
30	L	301	BCR	C31-C1-C6	2.64	114.58	110.30
30	A	856	BCR	C15-C14-C13	-2.64	123.54	127.31
36	5	621	XAT	C10-C11-C12	-2.64	114.98	123.22
30	2	623	BCR	C16-C15-C14	-2.64	118.07	123.47
27	A	845	CLA	O2D-CGD-O1D	-2.64	118.68	123.84
27	Z	613	CLA	CMB-C2B-C3B	2.64	129.62	124.68
38	Z	609	CHL	C4-C3-C5	2.64	119.71	115.27
27	5	602	CLA	C1B-CHB-C4A	-2.64	124.89	130.12
27	9	610	CLA	C1B-CHB-C4A	-2.64	124.89	130.12
27	1	612	CLA	O2D-CGD-O1D	-2.64	118.68	123.84
27	A	814	CLA	CHB-C4A-NA	2.64	128.16	124.51
27	a	612	CLA	O2D-CGD-O1D	-2.64	118.68	123.84
36	8	620	XAT	C7-C8-C9	-2.64	121.44	125.53
38	Z	605	CHL	CMB-C2B-C3B	2.64	129.61	124.68
38	U	606	CHL	CMB-C2B-C3B	2.64	129.61	124.68
27	1	602	CLA	C1B-CHB-C4A	-2.64	124.90	130.12
30	L	308	BCR	C15-C14-C13	-2.64	123.55	127.31
36	5	621	XAT	C15-C35-C34	-2.64	118.08	123.47

Continued on next page...

Continued from previous page...

Mol	Chain	Res	Type	Atoms	Z	Observed(°)	Ideal(°)
27	2	606	CLA	C1B-CHB-C4A	-2.64	124.90	130.12
35	3	618	LUT	C11-C10-C9	-2.63	123.55	127.31
38	Y	605	CHL	O2D-CGD-O1D	-2.63	118.69	123.84
27	5	619	CLA	CHB-C4A-NA	2.63	128.16	124.51
38	Y	606	CHL	OMC-CMC-C2C	-2.63	119.73	125.69
36	Z	1622	XAT	C38-C25-C24	2.63	117.24	114.28
36	8	620	XAT	C10-C11-C12	-2.63	115.00	123.22
27	6	618	CLA	CMB-C2B-C3B	2.63	129.84	124.69
27	2	602	CLA	O2D-CGD-O1D	-2.63	118.11	124.09
27	A	810	CLA	CHD-C1D-ND	-2.63	122.03	124.45
27	U	603	CLA	CHB-C4A-NA	2.63	128.15	124.51
35	X	1621	LUT	C3-C4-C5	-2.63	106.61	111.85
30	L	301	BCR	C23-C24-C25	-2.63	119.81	127.20
38	U	601	CHL	CMB-C2B-C3B	2.63	129.60	124.68
38	X	606	CHL	CAC-C3C-C4C	2.63	128.22	124.81
35	Z	1620	LUT	C17-C1-C6	-2.63	106.03	110.30
27	Z	602	CLA	O2D-CGD-O1D	-2.63	118.69	123.84
27	A	823	CLA	CMB-C2B-C3B	2.63	129.60	124.68
27	7	616	CLA	CMB-C2B-C3B	2.63	129.84	124.69
27	3	608	CLA	CMB-C2B-C3B	2.63	129.60	124.68
27	1	602	CLA	O2D-CGD-O1D	-2.63	118.70	123.84
30	A	850	BCR	C24-C23-C22	-2.63	122.26	126.23
27	A	804	CLA	O2D-CGD-CBD	2.63	115.94	111.27
27	A	839	CLA	CHD-C1D-ND	-2.63	122.04	124.45
27	4	609	CLA	O2D-CGD-O1D	-2.63	118.70	123.84
27	6	618	CLA	C1B-CHB-C4A	-2.63	124.91	130.12
27	A	811	CLA	O2D-CGD-O1D	-2.63	118.70	123.84
27	a	612	CLA	C1B-CHB-C4A	-2.63	124.91	130.12
30	A	851	BCR	C19-C18-C17	-2.63	114.91	118.94
27	6	613	CLA	CMB-C2B-C3B	2.63	129.59	124.68
30	O	2004	BCR	C40-C30-C25	-2.63	106.04	110.30
38	Y	607	CHL	O2A-CGA-CBA	2.63	120.15	111.91
30	A	852	BCR	C10-C11-C12	-2.63	115.02	123.22
27	A	806	CLA	C1B-CHB-C4A	-2.62	124.92	130.12
38	U	609	CHL	CMD-C2D-C3D	-2.62	121.58	127.61
27	O	2001	CLA	C1B-CHB-C4A	-2.62	124.92	130.12
27	3	613	CLA	O2D-CGD-O1D	-2.62	118.13	124.09
38	Y	608	CHL	O2A-CGA-CBA	2.62	120.14	111.91
27	8	602	CLA	CMB-C2B-C3B	2.62	129.59	124.68
38	Y	606	CHL	CAC-C3C-C4C	2.62	128.21	124.81
27	a	603	CLA	C1B-CHB-C4A	-2.62	124.92	130.12
27	L	306	CLA	O2D-CGD-O1D	-2.62	118.14	124.09

Continued on next page...

Continued from previous page...

Mol	Chain	Res	Type	Atoms	Z	Observed(°)	Ideal(°)
30	9	621	BCR	C37-C22-C23	2.62	122.21	118.08
38	Y	609	CHL	CMB-C2B-C3B	2.62	129.58	124.68
27	H	202	CLA	CMB-C2B-C1B	-2.62	124.44	128.46
30	O	2004	BCR	C11-C10-C9	-2.62	123.57	127.31
27	8	608	CLA	C1B-CHB-C4A	-2.62	124.93	130.12
27	W	613	CLA	CMB-C2B-C3B	2.62	129.58	124.68
30	A	856	BCR	C1-C6-C5	-2.62	118.93	122.61
27	O	2003	CLA	O2D-CGD-O1D	-2.62	118.15	124.09
27	U	604	CLA	CMB-C2B-C3B	2.62	129.57	124.68
27	4	613	CLA	CHD-C1D-ND	-2.61	122.05	124.45
27	7	611	CLA	CHD-C1D-ND	-2.61	122.05	124.45
38	Z	606	CHL	C1C-C2C-C3C	-2.61	105.04	107.11
27	L	303	CLA	CMB-C2B-C3B	2.61	129.57	124.68
27	7	603	CLA	C1B-CHB-C4A	-2.61	124.94	130.12
27	W	613	CLA	CHB-C4A-NA	2.61	128.13	124.51
27	1	602	CLA	CMB-C2B-C3B	2.61	129.57	124.68
27	U	614	CLA	O2D-CGD-O1D	-2.61	118.73	123.84
35	6	619	LUT	C3-C4-C5	-2.61	106.65	111.85
38	Z	609	CHL	C1C-C2C-C3C	-2.61	105.04	107.11
27	W	604	CLA	CMB-C2B-C3B	2.61	129.57	124.68
27	6	614	CLA	O2D-CGD-O1D	-2.61	118.73	123.84
30	L	301	BCR	C4-C5-C6	-2.61	118.94	122.73
30	L	305	BCR	C33-C5-C4	2.61	118.63	113.62
35	1	617	LUT	C17-C1-C6	-2.61	106.06	110.30
27	a	613	CLA	CHD-C1D-ND	-2.61	122.05	124.45
27	V	612	CLA	C1B-CHB-C4A	-2.61	124.94	130.12
27	U	610	CLA	CHB-C4A-NA	2.61	128.12	124.51
33	4	623	LMG	O8-C28-C29	2.61	120.10	111.91
27	B	824	CLA	CHB-C4A-NA	2.61	128.12	124.51
27	8	601	CLA	C1B-CHB-C4A	-2.61	124.95	130.12
27	5	601	CLA	O2D-CGD-O1D	-2.61	118.74	123.84
38	V	601	CHL	CHB-C4A-NA	2.61	128.12	124.51
30	B	846	BCR	C30-C25-C24	2.61	123.16	115.78
27	5	601	CLA	CHB-C4A-NA	2.61	128.12	124.51
38	Z	601	CHL	CMD-C2D-C3D	-2.61	121.62	127.61
27	5	612	CLA	C1B-CHB-C4A	-2.61	124.95	130.12
27	9	606	CLA	O2D-CGD-O1D	-2.61	118.17	124.09
27	Z	611	CLA	O2D-CGD-O1D	-2.61	118.74	123.84
27	6	612	CLA	C1B-CHB-C4A	-2.61	124.96	130.12
27	1	613	CLA	CHD-C1D-ND	-2.61	122.06	124.45
27	B	805	CLA	C1B-CHB-C4A	-2.60	124.96	130.12
27	8	614	CLA	CHD-C1D-ND	-2.60	122.06	124.45

Continued on next page...

Continued from previous page...

Mol	Chain	Res	Type	Atoms	Z	Observed(°)	Ideal(°)
29	3	623	LHG	O8-C23-C24	2.60	120.08	111.91
27	6	606	CLA	CMB-C2B-C3B	2.60	129.55	124.68
27	A	823	CLA	CHD-C1D-ND	-2.60	122.06	124.45
27	X	611	CLA	CHB-C4A-NA	2.60	128.11	124.51
27	8	608	CLA	CMB-C2B-C3B	2.60	129.55	124.68
29	A	847	LHG	O8-C23-C24	2.60	120.07	111.91
27	B	806	CLA	CHD-C1D-ND	-2.60	122.06	124.45
27	A	812	CLA	CHB-C4A-NA	2.60	128.11	124.51
27	9	609	CLA	CHD-C1D-ND	-2.60	122.06	124.45
38	Z	607	CHL	C1-C2-C3	-2.60	121.55	126.04
38	U	607	CHL	CMB-C2B-C3B	2.60	129.54	124.68
27	6	606	CLA	O2D-CGD-O1D	-2.60	118.19	124.09
27	A	804	CLA	C1B-CHB-C4A	-2.60	124.97	130.12
27	O	2001	CLA	CBD-CHA-C1A	2.60	131.56	128.50
27	9	609	CLA	O2D-CGD-O1D	-2.60	118.76	123.84
27	K	203	CLA	C1B-CHB-C4A	-2.60	124.97	130.12
27	B	823	CLA	CMB-C2B-C3B	2.60	129.54	124.68
27	6	603	CLA	C1B-CHB-C4A	-2.60	124.97	130.12
35	3	618	LUT	C38-C25-C24	-2.60	118.01	123.56
27	B	826	CLA	C1B-CHB-C4A	-2.60	124.98	130.12
35	3	618	LUT	C28-C29-C30	-2.59	114.96	118.94
27	A	804	CLA	CHB-C4A-NA	2.59	128.10	124.51
38	W	606	CHL	OMC-CMC-C2C	-2.59	119.83	125.69
27	B	806	CLA	C1B-CHB-C4A	-2.59	124.98	130.12
36	5	621	XAT	C26-C27-C28	-2.59	120.51	125.99
27	V	612	CLA	CHB-C4A-NA	2.59	128.10	124.51
35	Y	1621	LUT	C3-C4-C5	-2.59	106.69	111.85
27	a	609	CLA	CMB-C2B-C3B	2.59	129.53	124.68
35	W	1621	LUT	C11-C10-C9	-2.59	123.61	127.31
27	a	613	CLA	CMB-C2B-C3B	2.59	129.52	124.68
27	4	612	CLA	O2D-CGD-O1D	-2.59	118.21	124.09
27	F	303	CLA	CHD-C1D-ND	-2.59	122.08	124.45
30	6	622	BCR	C8-C7-C6	-2.59	119.93	127.20
27	A	834	CLA	C1B-CHB-C4A	-2.59	124.99	130.12
27	a	602	CLA	O2D-CGD-O1D	-2.59	118.78	123.84
27	A	809	CLA	CHB-C4A-NA	2.59	128.09	124.51
27	7	602	CLA	C1B-CHB-C4A	-2.59	124.99	130.12
27	Y	611	CLA	CHB-C4A-NA	2.59	128.09	124.51
27	9	604	CLA	CAB-C3B-C2B	2.59	129.75	124.69
27	B	829	CLA	CHD-C1D-ND	-2.59	122.08	124.45
27	1	613	CLA	CMB-C2B-C3B	2.59	129.52	124.68
37	Y	1623	NEX	C26-C27-C28	-2.59	120.53	125.99

Continued on next page...

Continued from previous page...

Mol	Chain	Res	Type	Atoms	Z	Observed(°)	Ideal(°)
38	W	601	CHL	O2A-CGA-CBA	2.59	120.02	111.91
33	J	103	LMG	O8-C28-C29	2.59	120.02	111.91
27	B	806	CLA	CHB-C4A-NA	2.59	128.09	124.51
38	U	606	CHL	OMC-CMC-C2C	-2.59	119.84	125.69
27	1	606	CLA	C1B-CHB-C4A	-2.59	125.00	130.12
30	5	622	BCR	C33-C5-C4	2.59	118.58	113.62
30	A	852	BCR	C38-C26-C27	2.58	118.58	113.62
30	1	619	BCR	C11-C12-C13	-2.58	119.16	126.42
27	5	618	CLA	CHD-C1D-ND	-2.58	122.08	124.45
27	L	307	CLA	O2D-CGD-O1D	-2.58	118.22	124.09
27	L	303	CLA	O2D-CGD-CBD	2.58	115.86	111.27
27	B	830	CLA	O2D-CGD-O1D	-2.58	118.79	123.84
27	F	304	CLA	CMB-C2B-C3B	2.58	129.51	124.68
27	A	838	CLA	CHB-C4A-NA	2.58	128.08	124.51
27	5	616	CLA	CMB-C2B-C3B	2.58	129.74	124.69
27	F	303	CLA	C1B-CHB-C4A	-2.58	125.00	130.12
30	B	847	BCR	C36-C18-C17	-2.58	119.31	122.92
30	A	851	BCR	C20-C21-C22	-2.58	123.63	127.31
30	B	853	BCR	C15-C14-C13	-2.58	123.63	127.31
35	a	617	LUT	C17-C1-C6	-2.58	106.11	110.30
27	A	814	CLA	C1B-CHB-C4A	-2.58	125.01	130.12
27	B	807	CLA	CMB-C2B-C3B	2.58	129.50	124.68
27	7	613	CLA	O2D-CGD-O1D	-2.58	118.80	123.84
30	A	850	BCR	C38-C26-C27	2.58	118.57	113.62
30	6	622	BCR	C38-C26-C27	2.58	118.57	113.62
36	3	619	XAT	C12-C13-C14	-2.58	114.98	118.94
35	Z	1620	LUT	C35-C34-C33	-2.58	123.63	127.31
27	4	607	CLA	CMB-C2B-C3B	2.58	129.50	124.68
27	a	606	CLA	C1B-CHB-C4A	-2.58	125.01	130.12
38	W	609	CHL	CMD-C2D-C3D	-2.58	121.69	127.61
30	a	619	BCR	C11-C12-C13	-2.58	119.18	126.42
38	Z	609	CHL	CHD-C4C-C3C	-2.58	121.05	124.84
27	6	604	CLA	CMB-C2B-C3B	2.58	129.50	124.68
36	3	619	XAT	C19-C9-C8	2.58	122.14	118.08
36	U	1622	XAT	O24-C25-C38	2.58	118.14	115.06
27	5	612	CLA	O2D-CGD-O1D	-2.58	118.24	124.09
36	2	620	XAT	C8-C9-C10	-2.58	114.99	118.94
36	a	618	XAT	C27-C28-C29	-2.57	121.53	125.53
27	6	617	CLA	CHB-C4A-NA	2.57	128.07	124.51
35	2	619	LUT	C35-C34-C33	-2.57	123.64	127.31
29	B	851	LHG	C5-O7-C7	-2.57	111.45	117.79
27	Z	604	CLA	CHD-C1D-ND	-2.57	122.09	124.45

Continued on next page...

Continued from previous page...

Mol	Chain	Res	Type	Atoms	Z	Observed(°)	Ideal(°)
27	A	838	CLA	C1B-CHB-C4A	-2.57	125.02	130.12
30	B	848	BCR	C38-C26-C27	2.57	118.56	113.62
27	A	815	CLA	CHB-C4A-NA	2.57	128.07	124.51
30	B	846	BCR	C37-C22-C21	-2.57	119.32	122.92
27	6	601	CLA	CHB-C4A-NA	2.57	128.07	124.51
27	A	815	CLA	O2D-CGD-O1D	-2.57	118.81	123.84
30	L	301	BCR	C27-C26-C25	-2.57	119.00	122.73
27	A	813	CLA	C1-C2-C3	-2.57	121.60	126.04
38	X	607	CHL	C1-C2-C3	-2.57	121.60	126.04
27	5	603	CLA	C1B-CHB-C4A	-2.57	125.03	130.12
27	4	606	CLA	O2D-CGD-O1D	-2.57	118.25	124.09
30	B	844	BCR	C28-C27-C26	-2.57	109.49	114.08
27	3	607	CLA	CHB-C4A-NA	2.57	128.06	124.51
27	a	601	CLA	CMB-C2B-C3B	2.57	129.48	124.68
27	2	616	CLA	CMB-C2B-C3B	2.57	129.72	124.69
32	5	628	LMU	C2'-C3'-C4'	2.57	115.54	109.68
38	V	608	CHL	OMC-CMC-C2C	-2.57	119.88	125.69
27	L	306	CLA	C1B-CHB-C4A	-2.57	125.03	130.12
27	B	826	CLA	C1-C2-C3	-2.57	121.60	126.04
27	a	602	CLA	CMB-C2B-C3B	2.57	129.48	124.68
27	4	618	CLA	C1B-CHB-C4A	-2.57	125.04	130.12
30	6	622	BCR	C36-C18-C17	-2.56	119.33	122.92
35	U	1621	LUT	C11-C10-C9	-2.56	123.65	127.31
27	K	204	CLA	C1B-CHB-C4A	-2.56	125.04	130.12
36	7	620	XAT	C10-C11-C12	-2.56	115.22	123.22
30	L	308	BCR	C37-C22-C23	2.56	122.11	118.08
27	3	612	CLA	C1B-CHB-C4A	-2.56	125.04	130.12
30	O	2004	BCR	C15-C14-C13	-2.56	123.65	127.31
27	A	822	CLA	CHD-C1D-ND	-2.56	122.10	124.45
27	2	610	CLA	CHB-C4A-NA	2.56	128.05	124.51
30	L	308	BCR	C1-C6-C5	-2.56	119.01	122.61
27	8	609	CLA	CHB-C4A-NA	2.56	128.05	124.51
27	7	615	CLA	CMB-C2B-C3B	2.56	129.70	124.69
27	3	606	CLA	O2D-CGD-O1D	-2.56	118.28	124.09
27	W	610	CLA	CHB-C4A-NA	2.56	128.05	124.51
27	A	828	CLA	C1B-CHB-C4A	-2.56	125.05	130.12
27	B	808	CLA	CMB-C2B-C1B	-2.56	124.53	128.46
38	V	601	CHL	CMB-C2B-C3B	2.56	129.47	124.68
27	3	603	CLA	CHB-C4A-NA	2.56	128.05	124.51
27	B	841	CLA	C1B-CHB-C4A	-2.56	125.05	130.12
27	Z	611	CLA	C1B-CHB-C4A	-2.56	125.05	130.12
27	U	613	CLA	CMB-C2B-C3B	2.56	129.46	124.68

Continued on next page...

Continued from previous page...

Mol	Chain	Res	Type	Atoms	Z	Observed(°)	Ideal(°)
36	1	618	XAT	C27-C28-C29	-2.56	121.56	125.53
27	7	610	CLA	O2D-CGD-O1D	-2.56	118.84	123.84
27	B	807	CLA	CHD-C1D-ND	-2.55	122.11	124.45
30	L	301	BCR	C37-C22-C21	-2.55	119.34	122.92
35	V	1620	LUT	C28-C29-C30	-2.55	115.02	118.94
27	A	842	CLA	C1-C2-C3	-2.55	121.62	126.04
30	3	622	BCR	C37-C22-C21	-2.55	119.34	122.92
27	A	810	CLA	O2D-CGD-O1D	-2.55	118.85	123.84
30	O	2005	BCR	C31-C1-C6	-2.55	106.16	110.30
30	A	856	BCR	C30-C25-C26	-2.55	119.02	122.61
33	A	860	LMG	O8-C28-C29	2.55	119.92	111.91
27	2	602	CLA	CHB-C4A-NA	2.55	128.04	124.51
27	4	610	CLA	CHB-C4A-NA	2.55	128.04	124.51
36	V	1622	XAT	C15-C14-C13	-2.55	123.67	127.31
27	6	607	CLA	CHD-C1D-ND	-2.55	122.11	124.45
27	8	602	CLA	CHD-C1D-ND	-2.55	122.11	124.45
30	B	843	BCR	C11-C10-C9	-2.55	123.67	127.31
30	A	849	BCR	C36-C18-C17	-2.55	119.35	122.92
27	A	810	CLA	CHB-C4A-NA	2.55	128.03	124.51
38	V	605	CHL	OMC-CMC-C2C	-2.55	119.93	125.69
27	6	606	CLA	C1B-CHB-C4A	-2.55	125.07	130.12
38	U	605	CHL	O2D-CGD-O1D	-2.55	118.86	123.84
35	V	1621	LUT	C11-C10-C9	-2.55	123.67	127.31
27	9	607	CLA	CHB-C4A-NA	2.55	128.03	124.51
27	A	817	CLA	O2D-CGD-CBD	2.54	115.79	111.27
27	X	603	CLA	C1B-CHB-C4A	-2.54	125.08	130.12
27	6	614	CLA	CHD-C1D-ND	-2.54	122.12	124.45
35	9	619	LUT	C15-C14-C13	-2.54	123.68	127.31
30	B	853	BCR	C11-C10-C9	-2.54	123.68	127.31
38	V	607	CHL	CMB-C2B-C3B	2.54	129.43	124.68
27	7	614	CLA	CMB-C2B-C3B	2.54	129.43	124.68
35	2	619	LUT	C7-C8-C9	-2.54	122.40	126.23
27	A	807	CLA	C1B-CHB-C4A	-2.54	125.09	130.12
35	V	1621	LUT	C2-C3-C4	-2.54	106.83	110.30
35	4	619	LUT	C39-C29-C28	2.54	122.08	118.08
35	U	1621	LUT	C18-C5-C6	-2.54	121.68	124.53
27	A	806	CLA	CAA-C2A-C3A	-2.54	105.82	112.78
27	W	614	CLA	CMB-C2B-C3B	2.54	129.43	124.68
35	4	619	LUT	C18-C5-C6	-2.54	121.68	124.53
27	A	814	CLA	C1-C2-C3	-2.54	121.65	126.04
27	A	845	CLA	CMB-C2B-C3B	2.54	129.43	124.68
27	H	202	CLA	CMB-C2B-C3B	2.54	129.43	124.68

Continued on next page...

Continued from previous page...

Mol	Chain	Res	Type	Atoms	Z	Observed(°)	Ideal(°)
27	7	603	CLA	O2D-CGD-O1D	-2.54	118.33	124.09
38	X	608	CHL	O2A-CGA-CBA	2.54	119.86	111.91
27	Y	603	CLA	C1B-CHB-C4A	-2.54	125.09	130.12
27	1	601	CLA	CMB-C2B-C3B	2.54	129.42	124.68
27	A	837	CLA	CHD-C1D-ND	-2.54	122.12	124.45
33	9	625	LMG	O8-C28-C29	2.53	119.86	111.91
30	L	305	BCR	C11-C12-C13	-2.53	119.30	126.42
27	U	614	CLA	CMB-C2B-C3B	2.53	129.42	124.68
35	W	1621	LUT	C18-C5-C6	-2.53	121.69	124.53
27	L	307	CLA	CMB-C2B-C3B	2.53	129.41	124.68
27	B	813	CLA	C1B-CHB-C4A	-2.53	125.10	130.12
27	4	603	CLA	CMB-C2B-C3B	2.53	129.64	124.69
27	B	824	CLA	C1B-CHB-C4A	-2.53	125.11	130.12
27	5	606	CLA	C1B-CHB-C4A	-2.53	125.11	130.12
30	A	848	BCR	C32-C1-C6	-2.53	106.20	110.30
35	4	619	LUT	C15-C14-C13	-2.53	123.70	127.31
38	V	609	CHL	O2D-CGD-O1D	-2.53	118.90	123.84
27	8	611	CLA	CHB-C4A-NA	2.53	128.01	124.51
27	9	612	CLA	CHB-C4A-NA	2.53	128.00	124.51
27	4	618	CLA	CMB-C2B-C3B	2.53	129.63	124.69
36	8	620	XAT	C27-C28-C29	-2.53	121.61	125.53
30	7	623	BCR	C15-C16-C17	-2.52	118.30	123.47
30	K	202	BCR	C37-C22-C21	-2.52	119.39	122.92
29	O	2631	LHG	C5-O7-C7	-2.52	111.58	117.79
27	A	825	CLA	CMB-C2B-C3B	2.52	129.40	124.68
35	Y	1620	LUT	C28-C29-C30	-2.52	115.07	118.94
27	7	612	CLA	CHB-C4A-NA	2.52	128.00	124.51
34	B	850	DGD	O6D-C5D-C6D	2.52	111.76	106.67
27	5	617	CLA	O2D-CGD-O1D	-2.52	118.91	123.84
27	A	815	CLA	C1B-CHB-C4A	-2.52	125.12	130.12
27	B	821	CLA	O2D-CGD-O1D	-2.52	118.36	124.09
27	B	808	CLA	O2A-CGA-O1A	-2.52	117.23	123.59
30	K	207	BCR	C15-C14-C13	-2.52	123.71	127.31
36	4	620	XAT	C38-C25-C24	2.52	117.12	114.28
27	2	611	CLA	CHB-C4A-NA	2.52	128.00	124.51
30	A	848	BCR	C16-C15-C14	-2.52	118.31	123.47
27	5	618	CLA	O2D-CGD-O1D	-2.52	118.37	124.09
30	7	621	BCR	C24-C25-C26	-2.52	115.36	121.46
36	X	1622	XAT	C38-C25-C24	2.52	117.11	114.28
27	3	611	CLA	O2D-CGD-O1D	-2.52	118.37	124.09
30	G	205	BCR	C37-C22-C21	-2.52	119.40	122.92
30	7	623	BCR	C33-C5-C6	-2.52	121.70	124.53

Continued on next page...

Continued from previous page...

Mol	Chain	Res	Type	Atoms	Z	Observed(°)	Ideal(°)
38	W	605	CHL	O2D-CGD-O1D	-2.52	118.92	123.84
27	B	815	CLA	CHB-C4A-NA	2.52	127.99	124.51
30	6	622	BCR	C11-C10-C9	-2.51	123.72	127.31
38	Y	609	CHL	CMD-C2D-C3D	-2.51	121.83	127.61
38	U	605	CHL	OMC-CMC-C2C	-2.51	120.00	125.69
38	W	605	CHL	OMC-CMC-C2C	-2.51	120.00	125.69
30	L	301	BCR	C7-C8-C9	-2.51	122.44	126.23
38	Z	608	CHL	OMC-CMC-C2C	-2.51	120.01	125.69
27	B	834	CLA	CHB-C4A-NA	2.51	127.99	124.51
33	L	2631	LMG	C8-O7-C10	-2.51	111.61	117.79
30	A	850	BCR	C8-C9-C10	-2.51	115.09	118.94
27	X	613	CLA	CMB-C2B-C3B	2.51	129.37	124.68
27	2	601	CLA	C1-C2-C3	-2.51	121.70	126.04
27	2	607	CLA	CHB-C4A-NA	2.51	127.98	124.51
30	O	2004	BCR	C36-C18-C17	-2.51	119.41	122.92
27	W	612	CLA	CMB-C2B-C3B	2.51	129.37	124.68
27	B	831	CLA	CHD-C1D-ND	-2.51	122.15	124.45
29	8	623	LHG	O8-C23-C24	2.51	119.77	111.91
27	4	603	CLA	CHB-C4A-NA	2.51	127.98	124.51
36	W	1622	XAT	O24-C25-C38	2.50	118.06	115.06
27	a	611	CLA	O2D-CGD-O1D	-2.50	118.40	124.09
38	Z	601	CHL	O2A-CGA-CBA	2.50	119.77	111.91
30	G	205	BCR	C33-C5-C6	-2.50	121.72	124.53
27	A	813	CLA	CHD-C1D-ND	-2.50	122.15	124.45
27	Z	603	CLA	CHB-C4A-NA	2.50	127.97	124.51
36	6	621	XAT	C31-C30-C29	-2.50	123.74	127.31
30	3	622	BCR	C38-C26-C27	2.50	118.42	113.62
38	V	601	CHL	O2A-CGA-CBA	2.50	119.76	111.91
35	3	618	LUT	C35-C15-C14	-2.50	118.35	123.47
38	V	606	CHL	OMC-CMC-C2C	-2.50	120.03	125.69
27	H	202	CLA	O2D-CGD-O1D	-2.50	118.41	124.09
27	A	807	CLA	C1-C2-C3	-2.50	121.72	126.04
27	B	837	CLA	CHB-C4A-NA	2.50	127.97	124.51
27	B	810	CLA	CHD-C1D-ND	-2.50	122.16	124.45
27	F	303	CLA	CMB-C2B-C3B	2.50	129.36	124.68
27	A	826	CLA	C1B-CHB-C4A	-2.50	125.17	130.12
27	A	818	CLA	CHD-C1D-ND	-2.50	122.16	124.45
27	A	835	CLA	CHD-C1D-ND	-2.50	122.16	124.45
27	A	805	CLA	CHB-C4A-NA	2.50	127.97	124.51
36	W	1622	XAT	C11-C10-C9	-2.50	123.75	127.31
27	4	618	CLA	O2D-CGD-O1D	-2.50	118.42	124.09
27	A	814	CLA	C4-C3-C5	2.50	119.47	115.27

Continued on next page...

Continued from previous page...

Mol	Chain	Res	Type	Atoms	Z	Observed(°)	Ideal(°)
38	Z	601	CHL	C4-C3-C5	2.50	119.47	115.27
35	1	617	LUT	C38-C25-C24	-2.49	118.22	123.56
36	3	619	XAT	C4-C3-C2	-2.49	105.96	110.77
36	2	620	XAT	C28-C29-C30	-2.49	115.11	118.94
27	6	618	CLA	O2D-CGD-O1D	-2.49	118.43	124.09
35	7	619	LUT	C17-C1-C6	-2.49	106.25	110.30
36	2	620	XAT	C30-C31-C32	-2.49	115.44	123.22
27	8	613	CLA	CHB-C4A-NA	2.49	127.96	124.51
33	H	205	LMG	O6-C5-C4	2.49	114.22	109.69
30	B	845	BCR	C20-C21-C22	-2.49	123.75	127.31
30	F	305	BCR	C16-C17-C18	-2.49	123.75	127.31
27	5	613	CLA	CHB-C4A-NA	2.49	127.96	124.51
30	B	848	BCR	C32-C1-C6	-2.49	106.26	110.30
27	L	306	CLA	CHB-C4A-NA	2.49	127.95	124.51
27	a	612	CLA	CHB-C4A-NA	2.49	127.95	124.51
38	V	608	CHL	O2A-CGA-CBA	2.49	119.72	111.91
27	A	830	CLA	CHB-C4A-NA	2.49	127.95	124.51
27	B	831	CLA	CHB-C4A-NA	2.49	127.95	124.51
27	U	612	CLA	CMB-C2B-C3B	2.49	129.33	124.68
36	Y	1622	XAT	C38-C25-C24	2.49	117.08	114.28
35	a	617	LUT	C38-C25-C24	-2.49	118.24	123.56
27	B	821	CLA	CHD-C1D-ND	-2.49	122.17	124.45
27	6	609	CLA	CHB-C4A-NA	2.49	127.95	124.51
36	4	620	XAT	C20-C13-C12	2.49	121.99	118.08
30	O	2005	BCR	C2-C1-C6	2.49	114.31	110.48
30	B	849	BCR	C30-C25-C24	2.49	122.81	115.78
27	B	816	CLA	CHD-C1D-ND	-2.49	122.17	124.45
27	5	611	CLA	CMB-C2B-C3B	2.48	129.33	124.68
27	4	618	CLA	CHB-C4A-NA	2.48	127.95	124.51
30	A	849	BCR	C11-C12-C13	-2.48	119.44	126.42
36	6	621	XAT	C12-C13-C14	-2.48	115.13	118.94
27	A	832	CLA	CMB-C2B-C3B	2.48	129.32	124.68
27	1	612	CLA	CHB-C4A-NA	2.48	127.95	124.51
27	K	201	CLA	O2D-CGD-O1D	-2.48	118.98	123.84
27	8	603	CLA	C1B-CHB-C4A	-2.48	125.20	130.12
27	7	616	CLA	O2D-CGD-CBD	2.48	115.68	111.27
27	W	603	CLA	C1B-CHB-C4A	-2.48	125.20	130.12
30	A	852	BCR	C2-C1-C6	2.48	114.30	110.48
38	W	607	CHL	CMD-C2D-C3D	-2.48	121.91	127.61
27	Y	613	CLA	CMB-C2B-C3B	2.48	129.32	124.68
30	2	623	BCR	C27-C26-C25	-2.48	119.13	122.73
27	B	832	CLA	CMB-C2B-C3B	2.48	129.32	124.68

Continued on next page...

Continued from previous page...

Mol	Chain	Res	Type	Atoms	Z	Observed(°)	Ideal(°)
27	8	611	CLA	CMB-C2B-C3B	2.48	129.32	124.68
27	Z	612	CLA	CHB-C4A-NA	2.48	127.94	124.51
27	6	612	CLA	O2D-CGD-O1D	-2.48	118.46	124.09
30	B	845	BCR	C15-C14-C13	-2.48	123.77	127.31
27	9	613	CLA	CMB-C2B-C3B	2.48	129.32	124.68
30	B	845	BCR	C33-C5-C4	2.48	118.38	113.62
27	A	814	CLA	O2D-CGD-O1D	-2.48	118.99	123.84
29	7	622	LHG	O7-C7-C8	2.48	116.84	111.50
30	A	849	BCR	C30-C25-C26	-2.48	119.12	122.61
27	A	817	CLA	CHD-C1D-ND	-2.48	122.18	124.45
27	4	604	CLA	CHD-C1D-ND	-2.48	122.18	124.45
27	Y	610	CLA	CHD-C1D-ND	-2.48	122.18	124.45
36	Y	1622	XAT	C11-C10-C9	-2.48	123.77	127.31
27	4	610	CLA	C1-C2-C3	-2.48	121.76	126.04
35	X	1620	LUT	C28-C29-C30	-2.48	115.14	118.94
27	3	617	CLA	CHD-C1D-ND	-2.48	122.18	124.45
27	1	609	CLA	CMB-C2B-C3B	2.48	129.53	124.69
27	A	827	CLA	CHB-C4A-NA	2.48	127.94	124.51
30	B	853	BCR	C37-C22-C21	-2.48	119.46	122.92
30	5	622	BCR	C11-C10-C9	-2.47	123.78	127.31
38	Z	609	CHL	CMB-C2B-C3B	2.47	129.31	124.68
27	A	834	CLA	CHB-C4A-NA	2.47	127.93	124.51
38	U	605	CHL	C3C-C4C-NC	2.47	113.35	110.57
38	W	605	CHL	C3C-C4C-NC	2.47	113.35	110.57
27	L	304	CLA	CHB-C4A-NA	2.47	127.93	124.51
27	6	604	CLA	CHB-C4A-NA	2.47	127.93	124.51
27	9	606	CLA	CHB-C4A-NA	2.47	127.93	124.51
38	Y	605	CHL	C1C-C2C-C3C	-2.47	105.15	107.11
35	5	620	LUT	C30-C31-C32	-2.47	115.50	123.22
38	U	607	CHL	O2A-CGA-CBA	2.47	121.97	114.03
27	9	611	CLA	CHD-C1D-ND	-2.47	122.18	124.45
38	Z	607	CHL	CMD-C2D-C3D	-2.47	121.93	127.61
27	O	2001	CLA	CMB-C2B-C3B	2.47	129.30	124.68
27	4	609	CLA	CHB-C4A-NA	2.47	127.93	124.51
27	1	607	CLA	O2D-CGD-O1D	-2.47	118.48	124.09
30	A	848	BCR	C36-C18-C19	2.47	121.97	118.08
35	9	619	LUT	C20-C13-C12	2.47	121.97	118.08
27	A	815	CLA	CMB-C2B-C3B	2.47	129.30	124.68
29	A	846	LHG	O8-C23-C24	2.47	119.66	111.91
38	V	601	CHL	O2D-CGD-O1D	-2.47	119.01	123.84
27	W	614	CLA	CHB-C4A-NA	2.47	127.93	124.51
27	B	819	CLA	C1-C2-C3	-2.47	121.77	126.04

Continued on next page...

Continued from previous page...

Mol	Chain	Res	Type	Atoms	Z	Observed(°)	Ideal(°)
27	Z	603	CLA	C1B-CHB-C4A	-2.47	125.23	130.12
38	Z	609	CHL	O2A-CGA-CBA	2.47	119.66	111.91
27	5	609	CLA	CHD-C1D-ND	-2.47	122.19	124.45
30	A	852	BCR	C33-C5-C4	2.47	118.36	113.62
27	A	835	CLA	CHB-C4A-NA	2.47	127.92	124.51
27	L	307	CLA	CHB-C4A-NA	2.47	127.92	124.51
27	2	614	CLA	O2D-CGD-O1D	-2.47	118.48	124.09
27	9	612	CLA	CAA-C2A-C3A	-2.47	108.09	114.26
27	9	604	CLA	CMB-C2B-C3B	2.47	129.52	124.69
35	U	1621	LUT	C18-C5-C4	2.47	118.93	114.36
27	2	606	CLA	CHB-C4A-NA	2.47	127.92	124.51
38	X	609	CHL	CMD-C2D-C3D	-2.47	121.94	127.61
27	2	609	CLA	CHD-C1D-ND	-2.46	122.19	124.45
38	Z	606	CHL	C4A-NA-C1A	-2.46	105.60	106.71
27	A	817	CLA	CHB-C4A-NA	2.46	127.92	124.51
36	7	620	XAT	C7-C8-C9	-2.46	121.71	125.53
27	A	830	CLA	C4-C3-C5	2.46	119.42	115.27
38	Z	605	CHL	OMC-CMC-C2C	-2.46	120.12	125.69
27	3	602	CLA	CHB-C4A-NA	2.46	127.92	124.51
29	5	625	LHG	C5-O7-C7	-2.46	111.73	117.79
30	J	102	BCR	C34-C9-C8	2.46	121.95	118.08
27	9	606	CLA	CAA-C2A-C3A	-2.46	108.11	114.26
30	O	2004	BCR	C37-C22-C23	2.46	121.95	118.08
30	L	305	BCR	C30-C25-C24	2.46	122.73	115.78
27	B	822	CLA	CHD-C1D-ND	-2.46	122.19	124.45
36	4	620	XAT	C35-C34-C33	-2.46	123.80	127.31
27	4	604	CLA	CHB-C4A-NA	2.46	127.91	124.51
27	1	614	CLA	CHD-C1D-ND	-2.46	122.20	124.45
30	3	622	BCR	C15-C16-C17	-2.46	118.44	123.47
36	X	1622	XAT	C11-C10-C9	-2.46	123.81	127.31
27	A	818	CLA	CHB-C4A-NA	2.45	127.90	124.51
27	B	814	CLA	CHB-C4A-NA	2.45	127.90	124.51
27	B	822	CLA	CHB-C4A-NA	2.45	127.90	124.51
27	4	609	CLA	CMB-C2B-C3B	2.45	129.27	124.68
36	8	620	XAT	C32-C33-C34	-2.45	115.18	118.94
37	Z	1623	NEX	C32-C33-C34	-2.45	115.18	118.94
35	3	618	LUT	C35-C34-C33	-2.45	123.81	127.31
30	G	205	BCR	C16-C15-C14	-2.45	118.45	123.47
35	7	619	LUT	C1-C6-C5	-2.45	119.16	122.61
30	J	102	BCR	C38-C26-C25	-2.45	121.78	124.53
30	A	850	BCR	C15-C14-C13	-2.45	123.81	127.31
27	B	836	CLA	C1B-CHB-C4A	-2.45	125.27	130.12

Continued on next page...

Continued from previous page...

Mol	Chain	Res	Type	Atoms	Z	Observed(°)	Ideal(°)
38	U	609	CHL	O2D-CGD-O1D	-2.45	119.05	123.84
27	1	614	CLA	CAB-C3B-C2B	2.45	129.48	124.69
38	U	608	CHL	OMC-CMC-C2C	-2.45	120.15	125.69
30	B	849	BCR	C1-C6-C5	-2.45	119.17	122.61
27	5	612	CLA	CHB-C4A-NA	2.45	127.90	124.51
27	B	832	CLA	CHD-C1D-ND	-2.45	122.20	124.45
27	6	608	CLA	CHB-C4A-NA	2.45	127.90	124.51
36	Y	1622	XAT	C24-C23-C22	-2.45	106.05	110.77
30	B	846	BCR	C15-C14-C13	-2.45	123.82	127.31
27	W	610	CLA	CMB-C2B-C3B	2.44	129.25	124.68
27	a	611	CLA	CHD-C1D-ND	-2.44	122.21	124.45
27	A	834	CLA	CMB-C2B-C3B	2.44	129.25	124.68
27	1	610	CLA	CHB-C4A-NA	2.44	127.89	124.51
38	Z	607	CHL	O2A-CGA-CBA	2.44	119.57	111.91
38	Z	601	CHL	CMB-C2B-C3B	2.44	129.25	124.68
30	B	801	BCR	C32-C1-C6	-2.44	106.34	110.30
30	A	856	BCR	C24-C23-C22	-2.44	122.55	126.23
38	Z	608	CHL	C1C-C2C-C3C	-2.44	105.18	107.11
29	4	622	LHG	O8-C23-C24	2.44	119.57	111.91
27	5	617	CLA	C1-C2-C3	-2.44	122.80	126.75
35	W	1621	LUT	C18-C5-C4	2.44	118.88	114.36
27	1	603	CLA	CHB-C4A-NA	2.44	127.89	124.51
37	X	1623	NEX	C31-C30-C29	-2.44	123.83	127.31
27	3	608	CLA	CHD-C1D-ND	-2.44	122.21	124.45
27	3	613	CLA	CHD-C1D-ND	-2.44	122.21	124.45
36	U	1622	XAT	C11-C10-C9	-2.44	123.83	127.31
30	K	207	BCR	C37-C22-C23	2.44	121.92	118.08
27	X	612	CLA	CHB-C4A-NA	2.44	127.88	124.51
36	X	1622	XAT	C24-C23-C22	-2.44	106.06	110.77
27	6	616	CLA	CHB-C4A-NA	2.44	127.88	124.51
27	3	604	CLA	CHB-C4A-NA	2.44	127.88	124.51
37	V	1623	NEX	C15-C35-C34	-2.44	118.48	123.47
38	U	601	CHL	C2A-C1A-CHA	-2.44	119.60	123.86
27	4	612	CLA	CHD-C1D-ND	-2.44	122.22	124.45
27	B	829	CLA	CHB-C4A-NA	2.44	127.88	124.51
27	9	612	CLA	O2D-CGD-O1D	-2.44	118.56	124.09
27	8	610	CLA	C4-C3-C2	-2.44	117.43	123.68
27	B	821	CLA	C4C-C3C-C2C	-2.44	106.19	108.89
27	3	613	CLA	CMB-C2B-C3B	2.44	129.24	124.68
30	L	309	BCR	C1-C6-C5	-2.44	119.18	122.61
30	8	621	BCR	C16-C17-C18	-2.43	123.83	127.31
27	B	825	CLA	CHB-C4A-NA	2.43	127.88	124.51

Continued on next page...

Continued from previous page...

Mol	Chain	Res	Type	Atoms	Z	Observed(°)	Ideal(°)
38	X	601	CHL	O2A-CGA-CBA	2.43	119.55	111.91
38	X	601	CHL	O2D-CGD-O1D	-2.43	119.08	123.84
38	X	605	CHL	OMC-CMC-C2C	-2.43	120.18	125.69
27	7	609	CLA	CHB-C4A-NA	2.43	127.88	124.51
27	9	602	CLA	CHD-C1D-ND	-2.43	122.22	124.45
27	a	602	CLA	CHB-C4A-NA	2.43	127.88	124.51
38	U	601	CHL	O2A-CGA-CBA	2.43	119.54	111.91
30	7	621	BCR	C15-C14-C13	-2.43	123.84	127.31
27	A	842	CLA	CMB-C2B-C3B	2.43	129.23	124.68
27	1	607	CLA	CHB-C4A-NA	2.43	127.87	124.51
38	W	607	CHL	CMB-C2B-C3B	2.43	129.23	124.68
32	K	208	LMU	C3B-C4B-C5B	2.43	114.58	110.24
36	5	621	XAT	C12-C13-C14	-2.43	115.21	118.94
38	Y	608	CHL	OMC-CMC-C2C	-2.43	120.19	125.69
27	3	611	CLA	CMB-C2B-C3B	2.43	129.45	124.69
27	B	839	CLA	CHD-C1D-ND	-2.43	122.22	124.45
38	W	608	CHL	OMC-CMC-C2C	-2.43	120.19	125.69
30	B	852	BCR	C12-C13-C14	2.43	122.67	118.94
27	A	812	CLA	O2D-CGD-CBD	2.43	115.58	111.27
27	Z	612	CLA	O2D-CGD-O1D	-2.43	119.09	123.84
30	B	849	BCR	C37-C22-C21	-2.43	119.52	122.92
38	V	608	CHL	C4A-NA-C1A	-2.43	105.61	106.71
29	Z	2630	LHG	O8-C23-C24	2.43	119.52	111.91
27	7	607	CLA	CHD-C1D-ND	-2.43	122.22	124.45
30	J	102	BCR	C10-C11-C12	-2.43	115.65	123.22
38	Y	605	CHL	OMC-CMC-C2C	-2.43	120.20	125.69
27	1	603	CLA	O2D-CGD-O1D	-2.42	118.58	124.09
30	A	850	BCR	C37-C22-C23	2.42	121.90	118.08
27	B	804	CLA	CHD-C1D-ND	-2.42	122.23	124.45
27	B	827	CLA	CHD-C1D-ND	-2.42	122.23	124.45
33	H	205	LMG	C8-O7-C10	-2.42	111.82	117.79
30	6	622	BCR	C16-C15-C14	-2.42	118.51	123.47
30	6	622	BCR	C3-C4-C5	-2.42	109.75	114.08
38	Z	609	CHL	O2D-CGD-O1D	-2.42	119.10	123.84
38	W	605	CHL	C4A-NA-C1A	-2.42	105.62	106.71
27	7	609	CLA	CHD-C1D-ND	-2.42	122.23	124.45
38	W	608	CHL	C1C-C2C-C3C	-2.42	105.19	107.11
35	X	1621	LUT	C18-C5-C4	2.42	118.84	114.36
27	X	603	CLA	CHB-C4A-NA	2.42	127.86	124.51
27	U	603	CLA	C1B-CHB-C4A	-2.42	125.32	130.12
35	4	619	LUT	C20-C13-C12	2.42	121.89	118.08
27	5	604	CLA	CHD-C1D-ND	-2.42	122.23	124.45

Continued on next page...

Continued from previous page...

Mol	Chain	Res	Type	Atoms	Z	Observed(°)	Ideal(°)
27	a	607	CLA	CHB-C4A-NA	2.42	127.86	124.51
27	B	818	CLA	CHB-C4A-NA	2.42	127.86	124.51
30	B	852	BCR	C16-C17-C18	-2.42	123.86	127.31
30	B	848	BCR	C30-C25-C26	-2.42	119.21	122.61
27	A	813	CLA	CHB-C4A-NA	2.42	127.86	124.51
30	B	844	BCR	C30-C25-C26	-2.42	119.21	122.61
29	8	622	LHG	O8-C23-C24	2.42	119.50	111.91
27	a	601	CLA	CHB-C4A-NA	2.42	127.85	124.51
27	Z	610	CLA	CHB-C4A-NA	2.42	127.85	124.51
30	3	620	BCR	C3-C4-C5	-2.42	109.76	114.08
27	O	2002	CLA	O2D-CGD-O1D	-2.42	118.60	124.09
27	9	603	CLA	CAB-C3B-C2B	2.42	129.42	124.69
27	B	826	CLA	CHB-C4A-NA	2.42	127.85	124.51
27	V	603	CLA	CHB-C4A-NA	2.42	127.85	124.51
27	A	821	CLA	CMB-C2B-C3B	2.42	129.20	124.68
30	8	621	BCR	C36-C18-C17	-2.41	119.54	122.92
27	U	603	CLA	CMB-C2B-C3B	2.41	129.19	124.68
30	5	622	BCR	C24-C25-C26	-2.41	115.62	121.46
27	8	602	CLA	O2D-CGD-CBD	2.41	115.56	111.27
27	a	613	CLA	CHB-C4A-NA	2.41	127.85	124.51
30	7	623	BCR	C23-C24-C25	-2.41	120.43	127.20
30	B	852	BCR	C19-C18-C17	-2.41	115.24	118.94
27	2	612	CLA	CHB-C4A-NA	2.41	127.85	124.51
38	Y	601	CHL	C2A-C1A-CHA	-2.41	119.64	123.86
27	A	845	CLA	CHB-C4A-NA	2.41	127.85	124.51
27	K	203	CLA	C1-C2-C3	-2.41	121.87	126.04
27	B	804	CLA	CHB-C4A-NA	2.41	127.84	124.51
27	a	603	CLA	CHB-C4A-NA	2.41	127.84	124.51
27	B	818	CLA	CHD-C1D-ND	-2.41	122.24	124.45
30	A	852	BCR	C20-C19-C18	-2.41	119.65	126.42
27	9	607	CLA	CHD-C1D-ND	-2.41	122.24	124.45
36	6	621	XAT	C18-C5-C4	2.41	116.99	114.28
38	U	605	CHL	C4A-NA-C1A	-2.41	105.62	106.71
27	Y	612	CLA	CHB-C4A-NA	2.41	127.84	124.51
27	W	603	CLA	CMB-C2B-C3B	2.41	129.18	124.68
27	3	613	CLA	CHB-C4A-NA	2.41	127.84	124.51
30	K	202	BCR	C36-C18-C17	-2.41	119.55	122.92
38	W	609	CHL	O2D-CGD-O1D	-2.41	119.13	123.84
36	V	1622	XAT	C31-C32-C33	-2.41	119.65	126.42
30	J	102	BCR	C8-C9-C10	-2.41	115.25	118.94
27	3	603	CLA	O2D-CGD-O1D	-2.41	119.13	123.84
35	X	1620	LUT	C11-C10-C9	-2.41	123.88	127.31

Continued on next page...

Continued from previous page...

Mol	Chain	Res	Type	Atoms	Z	Observed(°)	Ideal(°)
35	6	619	LUT	C1-C6-C5	-2.41	119.22	122.61
27	B	815	CLA	CMB-C2B-C3B	2.41	129.18	124.68
27	2	611	CLA	CHD-C1D-ND	-2.41	122.24	124.45
27	5	601	CLA	CHD-C1D-ND	-2.41	122.24	124.45
27	a	610	CLA	CHB-C4A-NA	2.41	127.84	124.51
35	U	1620	LUT	C11-C12-C13	-2.40	119.66	126.42
27	1	613	CLA	CHB-C4A-NA	2.40	127.84	124.51
30	G	205	BCR	C32-C1-C6	-2.40	106.40	110.30
30	B	849	BCR	C2-C1-C6	2.40	114.18	110.48
27	a	614	CLA	CHD-C1D-ND	-2.40	122.25	124.45
27	5	617	CLA	CMB-C2B-C3B	2.40	129.18	124.68
36	Z	1622	XAT	C31-C32-C33	-2.40	119.67	126.42
27	1	602	CLA	CHB-C4A-NA	2.40	127.83	124.51
27	B	802	CLA	CMB-C2B-C3B	2.40	129.17	124.68
38	Z	601	CHL	O2D-CGD-O1D	-2.40	119.14	123.84
27	2	604	CLA	CHD-C1D-ND	-2.40	122.25	124.45
30	B	846	BCR	C38-C26-C27	2.40	118.23	113.62
37	Z	1623	NEX	C24-C23-C22	-2.40	106.14	110.77
27	B	830	CLA	CMB-C2B-C3B	2.40	129.17	124.68
27	1	601	CLA	CHB-C4A-NA	2.40	127.83	124.51
27	4	607	CLA	CHB-C4A-NA	2.40	127.83	124.51
27	5	609	CLA	CHB-C4A-NA	2.40	127.83	124.51
27	U	614	CLA	CHB-C4A-NA	2.40	127.83	124.51
35	2	619	LUT	C38-C25-C24	-2.40	118.42	123.56
36	9	620	XAT	C8-C9-C10	-2.40	115.26	118.94
27	V	610	CLA	O2A-CGA-O1A	-2.40	117.53	123.59
27	6	602	CLA	CHB-C4A-NA	2.40	127.83	124.51
27	8	607	CLA	CHB-C4A-NA	2.40	127.83	124.51
27	K	203	CLA	CHD-C1D-ND	-2.40	122.25	124.45
30	L	308	BCR	C15-C16-C17	-2.40	118.56	123.47
37	Y	1623	NEX	C31-C30-C29	-2.40	123.89	127.31
30	3	621	BCR	C32-C1-C6	-2.40	106.41	110.30
30	B	849	BCR	C37-C22-C23	2.40	121.85	118.08
27	4	604	CLA	CMB-C2B-C3B	2.40	129.38	124.69
27	4	601	CLA	O2D-CGD-CBD	2.40	115.53	111.27
35	W	1620	LUT	C11-C12-C13	-2.40	119.68	126.42
27	U	610	CLA	CMB-C2B-C3B	2.40	129.16	124.68
27	B	836	CLA	CHB-C4A-NA	2.40	127.83	124.51
35	5	620	LUT	C1-C6-C5	-2.40	119.24	122.61
27	X	610	CLA	CHD-C1D-ND	-2.40	122.25	124.45
27	8	602	CLA	CHB-C4A-NA	2.39	127.82	124.51
36	4	620	XAT	C28-C29-C30	-2.39	115.27	118.94

Continued on next page...

Continued from previous page...

Mol	Chain	Res	Type	Atoms	Z	Observed(°)	Ideal(°)
27	A	840	CLA	CAA-CBA-CGA	-2.39	106.26	113.25
38	X	605	CHL	C1C-C2C-C3C	-2.39	105.22	107.11
38	V	605	CHL	C3C-C4C-NC	2.39	113.25	110.57
30	3	620	BCR	C16-C17-C18	-2.39	123.90	127.31
30	L	305	BCR	C39-C30-C25	2.39	114.18	110.30
27	K	204	CLA	CHB-C4A-NA	2.39	127.82	124.51
27	G	203	CLA	CHD-C1D-ND	-2.39	122.26	124.45
37	5	624	NEX	C15-C14-C13	-2.39	123.90	127.31
27	A	841	CLA	CHD-C1D-ND	-2.39	122.26	124.45
37	U	1623	NEX	C31-C30-C29	-2.39	123.90	127.31
27	B	812	CLA	CMB-C2B-C3B	2.39	129.15	124.68
36	2	620	XAT	C7-C8-C9	-2.39	121.82	125.53
35	a	617	LUT	C35-C34-C33	-2.39	123.90	127.31
27	7	606	CLA	C1B-CHB-C4A	-2.39	125.39	130.12
36	a	618	XAT	C28-C29-C30	-2.39	115.28	118.94
27	1	609	CLA	CHB-C4A-NA	2.39	127.81	124.51
38	Y	609	CHL	O2D-CGD-O1D	-2.39	119.17	123.84
27	7	602	CLA	CHB-C4A-NA	2.39	127.81	124.51
35	Y	1621	LUT	C18-C5-C4	2.39	118.78	114.36
27	7	604	CLA	CHB-C4A-NA	2.39	127.81	124.51
35	2	619	LUT	C30-C31-C32	-2.39	115.77	123.22
27	U	613	CLA	C1-C2-C3	-2.39	121.92	126.04
27	8	614	CLA	CHB-C4A-NA	2.38	127.81	124.51
27	Z	611	CLA	CHB-C4A-NA	2.38	127.81	124.51
35	5	620	LUT	C38-C25-C24	-2.38	118.46	123.56
27	7	610	CLA	CHB-C4A-NA	2.38	127.81	124.51
27	6	618	CLA	CHD-C1D-ND	-2.38	122.26	124.45
30	F	305	BCR	C34-C9-C8	2.38	121.83	118.08
35	Y	1620	LUT	C11-C10-C9	-2.38	123.91	127.31
27	V	604	CLA	CHB-C4A-NA	2.38	127.81	124.51
27	1	611	CLA	CHD-C1D-ND	-2.38	122.26	124.45
27	3	606	CLA	CHB-C4A-NA	2.38	127.81	124.51
27	W	613	CLA	C1-C2-C3	-2.38	121.92	126.04
30	J	102	BCR	C30-C25-C26	-2.38	119.26	122.61
27	A	801	CLA	CMB-C2B-C3B	2.38	129.13	124.68
27	B	835	CLA	CHB-C4A-NA	2.38	127.81	124.51
27	8	604	CLA	CHB-C4A-NA	2.38	127.81	124.51
27	6	616	CLA	CHD-C1D-ND	-2.38	122.27	124.45
27	Z	610	CLA	CHD-C1D-ND	-2.38	122.27	124.45
37	6	624	NEX	C35-C34-C33	-2.38	123.91	127.31
27	6	610	CLA	CHD-C1D-ND	-2.38	122.27	124.45
30	B	801	BCR	C7-C8-C9	-2.38	122.64	126.23

Continued on next page...

Continued from previous page...

Mol	Chain	Res	Type	Atoms	Z	Observed(°)	Ideal(°)
27	F	304	CLA	CHB-C4A-NA	2.38	127.80	124.51
27	4	618	CLA	CHD-C1D-ND	-2.38	122.27	124.45
30	F	305	BCR	C15-C16-C17	-2.38	118.60	123.47
35	7	619	LUT	C35-C34-C33	-2.38	123.92	127.31
27	9	611	CLA	CHB-C4A-NA	2.38	127.80	124.51
36	1	618	XAT	C28-C29-C30	-2.38	115.29	118.94
30	7	623	BCR	C33-C5-C4	2.38	118.18	113.62
30	9	621	BCR	C23-C24-C25	-2.38	120.53	127.20
27	1	609	CLA	CHD-C1D-ND	-2.38	122.27	124.45
27	A	833	CLA	CHB-C4A-NA	2.38	127.80	124.51
36	6	621	XAT	C24-C23-C22	-2.37	106.19	110.77
30	B	844	BCR	C1-C6-C7	2.37	122.50	115.78
27	Y	602	CLA	CHB-C4A-NA	2.37	127.79	124.51
27	V	613	CLA	CHB-C4A-NA	2.37	127.79	124.51
27	K	206	CLA	CHD-C1D-ND	-2.37	122.27	124.45
36	1	618	XAT	C38-C25-C24	2.37	116.95	114.28
35	2	619	LUT	C11-C10-C9	-2.37	123.93	127.31
35	Y	1621	LUT	C38-C25-C24	-2.37	118.49	123.56
27	V	603	CLA	C1B-CHB-C4A	-2.37	125.42	130.12
29	5	625	LHG	O8-C23-C24	2.37	119.35	111.91
30	7	623	BCR	C11-C12-C13	-2.37	119.76	126.42
27	7	607	CLA	CHB-C4A-NA	2.37	127.79	124.51
30	F	305	BCR	C29-C30-C25	2.37	114.13	110.48
27	Z	614	CLA	CHD-C1D-ND	-2.37	122.28	124.45
27	Y	610	CLA	C1-C2-C3	-2.37	121.95	126.04
27	K	206	CLA	CMB-C2B-C3B	2.37	129.11	124.68
36	9	620	XAT	C20-C13-C12	2.37	121.81	118.08
38	U	608	CHL	C1C-C2C-C3C	-2.37	105.23	107.11
27	8	608	CLA	O2A-CGA-O1A	-2.37	117.62	123.59
27	Y	603	CLA	CHB-C4A-NA	2.37	127.78	124.51
38	W	606	CHL	C3D-C2D-C1D	-2.37	102.60	105.83
27	A	807	CLA	CMB-C2B-C3B	2.37	129.10	124.68
27	B	807	CLA	O2D-CGD-CBD	2.37	115.47	111.27
27	5	619	CLA	CMB-C2B-C3B	2.37	129.32	124.69
27	X	610	CLA	C1-C2-C3	-2.36	121.95	126.04
27	L	304	CLA	CHD-C1D-ND	-2.36	122.28	124.45
36	1	618	XAT	C24-C23-C22	-2.36	106.21	110.77
35	Z	1621	LUT	C38-C25-C24	-2.36	118.50	123.56
33	4	624	LMG	O8-C28-O10	-2.36	117.63	123.59
27	B	831	CLA	C4-C3-C5	2.36	119.25	115.27
35	Z	1621	LUT	C31-C30-C29	-2.36	123.94	127.31
27	L	302	CLA	CHB-C4A-NA	2.36	127.78	124.51

Continued on next page...

Continued from previous page...

Mol	Chain	Res	Type	Atoms	Z	Observed(°)	Ideal(°)
27	5	606	CLA	CMB-C2B-C3B	2.36	129.09	124.68
35	7	619	LUT	C28-C29-C30	-2.36	115.32	118.94
27	6	612	CLA	CHB-C4A-NA	2.36	127.78	124.51
27	a	609	CLA	O2D-CGD-O1D	-2.36	118.73	124.09
35	W	1620	LUT	C38-C25-C24	-2.36	118.51	123.56
27	A	808	CLA	CHB-C4A-NA	2.36	127.77	124.51
30	A	850	BCR	C11-C12-C13	-2.36	119.79	126.42
35	6	619	LUT	C17-C1-C6	-2.36	106.47	110.30
35	1	617	LUT	C35-C34-C33	-2.36	123.95	127.31
27	1	604	CLA	CHB-C4A-NA	2.36	127.77	124.51
27	Z	610	CLA	O2A-CGA-O1A	-2.36	117.64	123.59
35	1	617	LUT	C18-C5-C4	2.36	118.72	114.36
27	B	805	CLA	CHB-C4A-NA	2.36	127.77	124.51
27	X	602	CLA	CHB-C4A-NA	2.36	127.77	124.51
37	W	1623	NEX	C31-C30-C29	-2.36	123.95	127.31
27	a	609	CLA	CHB-C4A-NA	2.36	127.77	124.51
27	6	618	CLA	CHB-C4A-NA	2.36	127.77	124.51
27	1	614	CLA	C3A-C4A-CHB	-2.35	120.00	124.24
35	V	1620	LUT	C35-C15-C14	-2.35	118.65	123.47
27	A	812	CLA	CHD-C1D-ND	-2.35	122.29	124.45
27	A	820	CLA	CHD-C1D-ND	-2.35	122.29	124.45
27	6	604	CLA	CHD-C1D-ND	-2.35	122.29	124.45
30	2	623	BCR	C37-C22-C23	2.35	121.78	118.08
30	L	305	BCR	C1-C6-C5	-2.35	119.30	122.61
27	2	616	CLA	CHB-C4A-NA	2.35	127.77	124.51
27	9	601	CLA	CHD-C1D-ND	-2.35	122.29	124.45
27	3	612	CLA	CHB-C4A-NA	2.35	127.77	124.51
30	J	102	BCR	C38-C26-C27	2.35	118.14	113.62
38	X	609	CHL	O2D-CGD-O1D	-2.35	119.24	123.84
35	X	1621	LUT	C38-C25-C24	-2.35	118.53	123.56
27	4	602	CLA	CHD-C1D-ND	-2.35	122.29	124.45
27	5	616	CLA	CHD-C1D-ND	-2.35	122.29	124.45
30	1	619	BCR	C23-C22-C21	-2.35	115.33	118.94
27	A	821	CLA	CHB-C4A-NA	2.35	127.76	124.51
27	A	829	CLA	CHB-C4A-NA	2.35	127.76	124.51
27	3	606	CLA	CMB-C2B-C3B	2.35	129.07	124.68
30	B	844	BCR	C11-C12-C13	-2.35	119.82	126.42
27	8	607	CLA	CHD-C1D-ND	-2.35	122.30	124.45
36	a	618	XAT	C4-C3-C2	-2.35	106.24	110.77
30	a	619	BCR	C23-C22-C21	-2.35	115.34	118.94
30	J	102	BCR	C12-C13-C14	-2.35	115.34	118.94
36	Y	1622	XAT	C18-C5-C4	2.35	116.92	114.28

Continued on next page...

Continued from previous page...

Mol	Chain	Res	Type	Atoms	Z	Observed(°)	Ideal(°)
27	3	611	CLA	CHD-C1D-ND	-2.35	122.30	124.45
38	Y	607	CHL	CED-O2D-CGD	2.35	121.25	115.94
30	7	623	BCR	C24-C23-C22	-2.35	122.69	126.23
27	J	101	CLA	CHB-C4A-NA	2.35	127.76	124.51
36	a	618	XAT	C38-C25-C24	2.35	116.92	114.28
27	B	821	CLA	CHC-C1C-C2C	-2.35	124.19	129.77
30	7	621	BCR	C23-C24-C25	-2.34	120.62	127.20
35	U	1620	LUT	C38-C25-C24	-2.34	118.54	123.56
27	A	811	CLA	CHB-C4A-NA	2.34	127.75	124.51
27	B	830	CLA	CHB-C4A-NA	2.34	127.75	124.51
30	A	851	BCR	C21-C20-C19	-2.34	115.90	123.22
27	V	614	CLA	CHD-C1D-ND	-2.34	122.30	124.45
29	7	622	LHG	O8-C23-C24	2.34	119.26	111.91
27	6	609	CLA	CHD-C1D-ND	-2.34	122.30	124.45
27	a	604	CLA	CHB-C4A-NA	2.34	127.75	124.51
27	1	613	CLA	C11-C12-C13	-2.34	108.35	115.92
27	A	810	CLA	CAA-CBA-CGA	-2.34	106.41	113.25
27	A	822	CLA	CHB-C4A-NA	2.34	127.75	124.51
27	A	841	CLA	CHB-C4A-NA	2.34	127.75	124.51
27	5	611	CLA	CHD-C1D-ND	-2.34	122.30	124.45
27	B	812	CLA	CHB-C4A-NA	2.34	127.75	124.51
37	Z	1623	NEX	C17-C1-C6	-2.34	108.38	110.47
30	L	305	BCR	C1-C6-C7	2.34	122.40	115.78
27	3	610	CLA	CHB-C4A-NA	2.34	127.75	124.51
27	8	601	CLA	O2A-CGA-O1A	-2.34	117.69	123.59
30	K	202	BCR	C11-C12-C13	-2.34	119.85	126.42
36	1	618	XAT	C4-C3-C2	-2.34	106.26	110.77
27	7	615	CLA	CHD-C1D-ND	-2.34	122.31	124.45
27	A	816	CLA	CHB-C4A-NA	2.34	127.74	124.51
27	9	610	CLA	C1-C2-C3	-2.34	122.00	126.04
38	Z	605	CHL	C1C-C2C-C3C	-2.34	105.26	107.11
27	A	821	CLA	CHD-C1D-ND	-2.34	122.31	124.45
27	6	611	CLA	CHB-C4A-NA	2.34	127.74	124.51
36	a	618	XAT	C24-C23-C22	-2.33	106.26	110.77
37	U	1623	NEX	C2-C1-C6	2.33	111.48	109.21
27	8	610	CLA	O2D-CGD-O1D	-2.33	119.28	123.84
30	B	846	BCR	C32-C1-C6	-2.33	106.52	110.30
27	a	608	CLA	CHB-C4A-NA	2.33	127.74	124.51
27	A	835	CLA	CMB-C2B-C1B	-2.33	124.88	128.46
36	4	620	XAT	C32-C33-C34	-2.33	115.36	118.94
38	V	601	CHL	C2A-C1A-CHA	-2.33	119.78	123.86
27	U	610	CLA	C1-C2-C3	-2.33	122.01	126.04

Continued on next page...

Continued from previous page...

Mol	Chain	Res	Type	Atoms	Z	Observed(°)	Ideal(°)
27	9	602	CLA	CHB-C4A-NA	2.33	127.73	124.51
37	6	624	NEX	C15-C14-C13	-2.33	123.98	127.31
38	Y	606	CHL	O2D-CGD-O1D	-2.33	119.28	123.84
30	A	856	BCR	C36-C18-C17	-2.33	119.66	122.92
27	4	611	CLA	CHB-C4A-NA	2.33	127.73	124.51
27	6	606	CLA	CHB-C4A-NA	2.33	127.73	124.51
36	X	1622	XAT	C18-C5-C4	2.33	116.90	114.28
30	5	622	BCR	C15-C14-C13	-2.33	123.99	127.31
27	B	823	CLA	CHD-C1D-ND	-2.33	122.31	124.45
27	V	603	CLA	O2D-CGD-O1D	-2.33	119.29	123.84
38	X	607	CHL	O2A-CGA-CBA	2.33	119.21	111.91
27	X	610	CLA	CHB-C4A-NA	2.33	127.73	124.51
27	8	604	CLA	CHD-C1D-ND	-2.33	122.32	124.45
27	W	610	CLA	C1-C2-C3	-2.32	122.02	126.04
30	F	305	BCR	C27-C26-C25	-2.32	119.36	122.73
38	V	606	CHL	C3D-C2D-C1D	-2.32	102.66	105.83
27	7	614	CLA	CHD-C1D-ND	-2.32	122.32	124.45
27	W	610	CLA	O2A-CGA-O1A	-2.32	117.73	123.59
27	B	808	CLA	CHB-C4A-NA	2.32	127.72	124.51
27	5	602	CLA	CHB-C4A-NA	2.32	127.72	124.51
27	5	611	CLA	CHB-C4A-NA	2.32	127.72	124.51
27	W	604	CLA	CHB-C4A-NA	2.32	127.72	124.51
27	a	604	CLA	CHD-C1D-ND	-2.32	122.32	124.45
35	6	619	LUT	C12-C13-C14	-2.32	115.38	118.94
27	3	609	CLA	CMB-C2B-C3B	2.32	129.02	124.68
27	a	614	CLA	C3A-C4A-CHB	-2.32	120.06	124.24
30	J	102	BCR	C36-C18-C17	-2.32	119.67	122.92
30	O	2005	BCR	C33-C5-C4	2.32	118.08	113.62
27	3	606	CLA	CHD-C1D-ND	-2.32	122.32	124.45
27	O	2003	CLA	CHB-C4A-NA	2.32	127.72	124.51
35	W	1621	LUT	C15-C14-C13	-2.32	124.00	127.31
27	4	601	CLA	CHB-C4A-NA	2.32	127.72	124.51
35	8	619	LUT	C21-C26-C27	-2.32	109.77	112.70
27	A	840	CLA	O2D-CGD-CBD	2.32	115.39	111.27
27	9	607	CLA	CMB-C2B-C3B	2.32	129.02	124.68
35	6	619	LUT	C22-C23-C24	2.32	114.38	111.74
38	W	601	CHL	C2A-C1A-CHA	-2.32	119.80	123.86
27	K	204	CLA	CHD-C1D-ND	-2.32	122.32	124.45
27	A	825	CLA	CHB-C4A-NA	2.32	127.72	124.51
27	1	608	CLA	CHB-C4A-NA	2.32	127.72	124.51
29	O	2631	LHG	O8-C23-C24	2.32	119.19	111.91
27	5	617	CLA	CHB-C4A-NA	2.32	127.72	124.51

Continued on next page...

Continued from previous page...

Mol	Chain	Res	Type	Atoms	Z	Observed(°)	Ideal(°)
27	U	604	CLA	CHB-C4A-NA	2.32	127.72	124.51
27	A	824	CLA	O2A-CGA-O1A	-2.32	117.74	123.59
38	Z	607	CHL	C2A-C1A-CHA	-2.32	119.81	123.86
27	6	614	CLA	CHB-C4A-NA	2.32	127.72	124.51
27	5	608	CLA	CHD-C1D-ND	-2.32	122.33	124.45
27	A	801	CLA	C1-C2-C3	-2.32	122.04	126.04
35	6	619	LUT	C38-C25-C24	-2.32	118.60	123.56
27	5	604	CLA	O2A-CGA-O1A	-2.32	117.75	123.59
27	B	816	CLA	CHB-C4A-NA	2.32	127.71	124.51
38	X	606	CHL	C1C-C2C-C3C	-2.31	105.28	107.11
27	A	836	CLA	CHB-C4A-NA	2.31	127.71	124.51
27	B	810	CLA	CHB-C4A-NA	2.31	127.71	124.51
27	8	614	CLA	O2D-CGD-CBD	2.31	115.38	111.27
30	L	308	BCR	C4-C5-C6	-2.31	119.37	122.73
30	L	301	BCR	C30-C25-C26	-2.31	119.36	122.61
27	1	604	CLA	CHD-C1D-ND	-2.31	122.33	124.45
35	7	619	LUT	C38-C25-C24	-2.31	118.61	123.56
35	Y	1621	LUT	C15-C35-C34	-2.31	118.74	123.47
27	A	810	CLA	O2A-CGA-O1A	-2.31	117.75	123.59
36	8	620	XAT	C4-C3-C2	-2.31	106.31	110.77
37	X	1623	NEX	C4-C3-C2	-2.31	106.31	110.77
30	B	849	BCR	C11-C12-C13	-2.31	119.92	126.42
35	X	1620	LUT	C2-C3-C4	-2.31	107.14	110.30
37	6	624	NEX	C15-C35-C34	-2.31	118.74	123.47
27	5	608	CLA	CHB-C4A-NA	2.31	127.71	124.51
27	6	617	CLA	CHD-C1D-ND	-2.31	122.33	124.45
27	Z	602	CLA	CHB-C4A-NA	2.31	127.71	124.51
37	W	1623	NEX	C2-C1-C6	2.31	111.46	109.21
27	7	613	CLA	CHB-C4A-NA	2.31	127.71	124.51
30	B	845	BCR	C8-C9-C10	2.31	122.49	118.94
27	3	615	CLA	CHD-C1D-ND	-2.31	122.33	124.45
38	Y	605	CHL	C3C-C4C-NC	2.31	113.16	110.57
38	X	606	CHL	O2D-CGD-O1D	-2.31	119.32	123.84
30	K	207	BCR	C15-C16-C17	-2.31	118.74	123.47
27	1	611	CLA	CHB-C4A-NA	2.31	127.70	124.51
27	B	808	CLA	O2D-CGD-CBD	2.31	115.37	111.27
27	9	610	CLA	O2D-CGD-CBD	2.31	115.37	111.27
27	B	835	CLA	CMB-C2B-C3B	2.31	129.00	124.68
27	7	603	CLA	CHB-C4A-NA	2.31	127.70	124.51
30	3	620	BCR	C20-C21-C22	-2.31	124.02	127.31
27	A	827	CLA	CHD-C1D-ND	-2.31	122.33	124.45
27	a	611	CLA	CHB-C4A-NA	2.31	127.70	124.51

Continued on next page...

Continued from previous page...

Mol	Chain	Res	Type	Atoms	Z	Observed(°)	Ideal(°)
27	9	604	CLA	CHB-C4A-NA	2.31	127.70	124.51
35	U	1621	LUT	C15-C14-C13	-2.31	124.02	127.31
27	U	610	CLA	O2A-CGA-O1A	-2.31	117.77	123.59
27	V	611	CLA	CMB-C2B-C3B	2.31	128.99	124.68
32	K	208	LMU	O5B-C5B-C4B	2.31	113.88	109.69
27	4	607	CLA	CHD-C1D-ND	-2.30	122.34	124.45
27	4	608	CLA	CHD-C1D-ND	-2.30	122.34	124.45
35	a	617	LUT	C18-C5-C4	2.30	118.62	114.36
27	4	602	CLA	CHB-C4A-NA	2.30	127.70	124.51
28	B	842	PQN	C16-C17-C18	-2.30	108.47	115.92
38	V	606	CHL	CAC-C3C-C4C	2.30	127.80	124.81
27	B	840	CLA	CMB-C2B-C3B	2.30	128.99	124.68
27	7	608	CLA	CHD-C1D-ND	-2.30	122.34	124.45
27	7	610	CLA	CHD-C1D-ND	-2.30	122.34	124.45
30	K	207	BCR	C30-C25-C24	2.30	122.29	115.78
30	B	845	BCR	C21-C20-C19	-2.30	116.04	123.22
27	B	833	CLA	CHB-C4A-NA	2.30	127.69	124.51
30	B	852	BCR	C37-C22-C21	-2.30	119.70	122.92
27	2	614	CLA	CHB-C4A-NA	2.30	127.69	124.51
27	8	603	CLA	CHB-C4A-NA	2.30	127.69	124.51
38	Z	606	CHL	CHC-C1C-C2C	-2.30	117.77	126.11
38	X	608	CHL	O2D-CGD-O1D	-2.30	119.34	123.84
36	6	621	XAT	C4-C3-C2	-2.30	106.33	110.77
27	2	609	CLA	CHB-C4A-NA	2.30	127.69	124.51
27	A	825	CLA	CHD-C1D-ND	-2.30	122.34	124.45
27	B	833	CLA	C4-C3-C5	2.30	119.14	115.27
27	4	609	CLA	O2A-CGA-O1A	-2.30	117.80	123.59
27	Y	610	CLA	O2A-CGA-O1A	-2.30	117.80	123.59
27	A	822	CLA	O2A-CGA-O1A	-2.30	117.80	123.59
36	2	620	XAT	C35-C34-C33	-2.30	124.03	127.31
27	4	613	CLA	CHB-C4A-NA	2.30	127.69	124.51
27	7	611	CLA	CHB-C4A-NA	2.30	127.69	124.51
27	B	819	CLA	CHD-C1D-ND	-2.30	122.34	124.45
30	L	301	BCR	C36-C18-C17	-2.30	119.71	122.92
35	8	619	LUT	C11-C10-C9	-2.30	124.03	127.31
33	A	860	LMG	C7-O1-C1	-2.29	109.26	113.74
30	L	301	BCR	C32-C1-C6	-2.29	106.58	110.30
38	X	605	CHL	C3C-C4C-NC	2.29	113.14	110.57
27	X	603	CLA	CMB-C2B-C3B	2.29	128.97	124.68
27	A	820	CLA	O2D-CGD-CBD	2.29	115.34	111.27
27	8	603	CLA	CMB-C2B-C3B	2.29	129.18	124.69
27	5	616	CLA	CHB-C4A-NA	2.29	127.68	124.51

Continued on next page...

Continued from previous page...

Mol	Chain	Res	Type	Atoms	Z	Observed(°)	Ideal(°)
27	A	839	CLA	CMB-C2B-C3B	2.29	128.97	124.68
36	5	621	XAT	C19-C9-C8	2.29	121.69	118.08
36	7	620	XAT	C15-C35-C34	-2.29	118.78	123.47
35	Y	1620	LUT	C2-C3-C4	-2.29	107.17	110.30
38	Y	601	CHL	O2A-CGA-CBA	2.29	119.10	111.91
30	A	849	BCR	C33-C5-C6	-2.29	121.95	124.53
27	X	604	CLA	CHD-C1D-ND	-2.29	122.35	124.45
35	V	1620	LUT	C35-C34-C33	-2.29	124.04	127.31
27	9	609	CLA	CHB-C4A-NA	2.29	127.68	124.51
27	A	843	CLA	CHD-C1D-ND	-2.29	122.35	124.45
35	U	1620	LUT	C17-C1-C6	2.29	114.01	110.30
27	6	603	CLA	CHB-C4A-NA	2.29	127.68	124.51
27	6	620	CLA	CHB-C4A-NA	2.29	127.68	124.51
27	B	807	CLA	C1-C2-C3	-2.29	122.09	126.04
32	5	629	LMU	C1'-O5'-C5'	-2.29	109.20	113.69
28	B	842	PQN	C16-C15-C13	-2.29	107.46	113.45
27	G	203	CLA	CHB-C4A-NA	2.29	127.67	124.51
38	W	607	CHL	OMC-CMC-C2C	-2.29	120.52	125.69
30	J	102	BCR	C27-C26-C25	-2.29	119.41	122.73
27	K	203	CLA	O2D-CGD-CBD	2.29	115.33	111.27
38	W	601	CHL	C6-C7-C8	-2.29	108.53	115.92
30	B	801	BCR	C35-C13-C12	2.29	121.68	118.08
27	8	611	CLA	CHD-C1D-ND	-2.29	122.35	124.45
27	9	603	CLA	CHB-C4A-NA	2.28	127.67	124.51
35	a	617	LUT	C30-C31-C32	-2.28	116.09	123.22
36	9	620	XAT	C10-C11-C12	-2.28	116.09	123.22
27	G	204	CLA	CHB-C4A-NA	2.28	127.67	124.51
27	K	203	CLA	CHB-C4A-NA	2.28	127.67	124.51
30	L	308	BCR	C36-C18-C17	-2.28	119.72	122.92
27	8	608	CLA	CHD-C1D-ND	-2.28	122.36	124.45
27	X	614	CLA	CHD-C1D-ND	-2.28	122.36	124.45
30	L	301	BCR	C15-C14-C13	-2.28	124.05	127.31
30	L	308	BCR	C11-C12-C13	-2.28	120.00	126.42
35	V	1621	LUT	C15-C35-C34	-2.28	118.80	123.47
38	V	609	CHL	C1-C2-C3	-2.28	122.10	126.04
35	7	619	LUT	C30-C31-C32	-2.28	116.10	123.22
38	U	609	CHL	C1-C2-C3	-2.28	122.10	126.04
37	X	1623	NEX	C15-C35-C34	-2.28	118.80	123.47
27	X	614	CLA	CHB-C4A-NA	2.28	127.67	124.51
27	V	612	CLA	CHD-C1D-ND	-2.28	122.36	124.45
27	Y	603	CLA	CMB-C2B-C3B	2.28	128.94	124.68
36	9	620	XAT	C31-C30-C29	-2.28	124.06	127.31

Continued on next page...

Continued from previous page...

Mol	Chain	Res	Type	Atoms	Z	Observed(°)	Ideal(°)
27	6	612	CLA	CAA-C2A-C3A	-2.28	108.56	114.26
27	B	838	CLA	CHB-C4A-NA	2.28	127.66	124.51
27	9	614	CLA	CHB-C4A-NA	2.28	127.66	124.51
27	Y	614	CLA	CHD-C1D-ND	-2.28	122.36	124.45
27	B	820	CLA	C1-C2-C3	-2.28	123.07	126.75
36	V	1622	XAT	C35-C34-C33	-2.28	124.06	127.31
27	2	606	CLA	CHD-C1D-ND	-2.28	122.36	124.45
30	7	621	BCR	C32-C1-C6	-2.28	106.61	110.30
27	A	839	CLA	O2A-CGA-O1A	-2.28	117.84	123.59
29	5	623	LHG	O8-C23-C24	2.28	119.05	111.91
30	9	621	BCR	C16-C15-C14	-2.28	118.81	123.47
27	K	203	CLA	CAA-CBA-CGA	-2.28	106.60	113.25
35	6	619	LUT	C7-C8-C9	-2.28	122.80	126.23
36	8	620	XAT	C11-C10-C9	-2.28	124.06	127.31
27	a	610	CLA	O2A-CGA-O1A	-2.28	117.85	123.59
27	6	603	CLA	CMB-C2B-C3B	2.28	129.15	124.69
27	6	601	CLA	CHD-C1D-ND	-2.28	122.36	124.45
27	8	606	CLA	CHD-C1D-ND	-2.28	122.36	124.45
27	5	604	CLA	CHB-C4A-NA	2.28	127.66	124.51
38	Y	601	CHL	O2D-CGD-O1D	-2.28	119.39	123.84
36	7	620	XAT	C32-C33-C34	-2.27	115.45	118.94
27	K	206	CLA	CHB-C4A-NA	2.27	127.66	124.51
30	B	846	BCR	C24-C25-C26	-2.27	115.95	121.46
30	3	622	BCR	C11-C12-C13	-2.27	120.03	126.42
27	F	304	CLA	CHD-C1D-ND	-2.27	122.36	124.45
36	X	1622	XAT	C26-C27-C28	-2.27	121.19	125.99
29	8	623	LHG	C5-O7-C7	-2.27	112.19	117.79
30	L	309	BCR	C2-C3-C4	-2.27	106.30	111.38
27	Y	604	CLA	CHD-C1D-ND	-2.27	122.37	124.45
37	Y	1623	NEX	C15-C35-C34	-2.27	118.82	123.47
27	a	607	CLA	CHD-C1D-ND	-2.27	122.37	124.45
27	4	606	CLA	CHB-C4A-NA	2.27	127.65	124.51
35	9	619	LUT	C39-C29-C28	2.27	121.65	118.08
36	7	620	XAT	C28-C29-C30	-2.27	115.46	118.94
35	4	619	LUT	C38-C25-C24	-2.27	118.71	123.56
30	B	801	BCR	C21-C20-C19	-2.27	116.14	123.22
35	1	617	LUT	C30-C31-C32	-2.27	116.14	123.22
27	9	610	CLA	CHB-C4A-NA	2.27	127.65	124.51
35	2	619	LUT	C3-C4-C5	-2.27	107.34	111.85
27	A	835	CLA	CAC-C3C-C4C	2.27	127.75	124.81
27	A	837	CLA	CHB-C4A-NA	2.26	127.64	124.51
27	2	604	CLA	CHB-C4A-NA	2.26	127.64	124.51

Continued on next page...

Continued from previous page...

Mol	Chain	Res	Type	Atoms	Z	Observed(°)	Ideal(°)
27	Y	610	CLA	CHB-C4A-NA	2.26	127.64	124.51
27	8	601	CLA	CHB-C4A-NA	2.26	127.64	124.51
27	8	606	CLA	CHB-C4A-NA	2.26	127.64	124.51
35	U	1621	LUT	C15-C35-C34	-2.26	118.84	123.47
36	Y	1622	XAT	C26-C27-C28	-2.26	121.21	125.99
38	V	607	CHL	C3C-C4C-NC	2.26	113.11	110.57
30	B	844	BCR	C1-C6-C5	-2.26	119.43	122.61
27	5	604	CLA	CMB-C2B-C3B	2.26	129.12	124.69
35	X	1621	LUT	C15-C35-C34	-2.26	118.84	123.47
27	A	816	CLA	CHD-C1D-ND	-2.26	122.38	124.45
38	W	607	CHL	O1D-CGD-CBD	-2.26	119.86	124.48
27	X	610	CLA	O2A-CGA-O1A	-2.26	117.88	123.59
27	3	604	CLA	CHD-C1D-ND	-2.26	122.38	124.45
36	3	619	XAT	C27-C28-C29	-2.26	122.02	125.53
35	3	618	LUT	C1-C6-C5	-2.26	119.43	122.61
27	9	604	CLA	CHD-C1D-ND	-2.26	122.38	124.45
27	5	603	CLA	CMB-C2B-C3B	2.26	129.11	124.69
27	7	608	CLA	CHB-C4A-NA	2.26	127.64	124.51
38	U	606	CHL	C3D-C2D-C1D	-2.26	102.75	105.83
27	U	614	CLA	CHD-C1D-ND	-2.26	122.38	124.45
35	2	619	LUT	C17-C1-C6	-2.26	106.64	110.30
30	A	851	BCR	C38-C26-C27	2.26	117.95	113.62
27	8	614	CLA	O2A-CGA-O1A	-2.26	117.89	123.59
27	B	809	CLA	CHB-C4A-NA	2.26	127.63	124.51
30	3	622	BCR	C15-C14-C13	-2.26	124.09	127.31
27	X	612	CLA	CHD-C1D-ND	-2.26	122.38	124.45
30	5	622	BCR	C30-C25-C24	2.26	122.16	115.78
38	V	607	CHL	CAA-C2A-C3A	2.25	118.95	112.78
27	a	616	CLA	CHB-C4A-NA	2.25	127.63	124.51
33	V	2631	LMG	O8-C28-C29	2.25	118.98	111.91
33	4	623	LMG	O6-C5-C6	2.25	112.04	106.44
30	L	301	BCR	C29-C28-C27	-2.25	106.34	111.38
36	7	620	XAT	C27-C28-C29	-2.25	122.03	125.53
32	8	625	LMU	O5'-C1'-C2'	2.25	115.12	110.35
27	1	608	CLA	CHD-C1D-ND	-2.25	122.39	124.45
27	8	603	CLA	CHD-C1D-ND	-2.25	122.39	124.45
27	9	610	CLA	CHD-C1D-ND	-2.25	122.39	124.45
38	Y	609	CHL	C7-C6-C5	-2.25	107.25	113.36
35	X	1621	LUT	C15-C14-C13	-2.25	124.10	127.31
27	B	811	CLA	O1D-CGD-CBD	2.25	127.70	120.14
27	Z	612	CLA	CHD-C1D-ND	-2.25	122.39	124.45
38	V	608	CHL	CHC-C1C-C2C	-2.25	117.95	126.11

Continued on next page...

Continued from previous page...

Mol	Chain	Res	Type	Atoms	Z	Observed(°)	Ideal(°)
27	V	614	CLA	O2A-CGA-O1A	-2.25	117.69	123.30
27	a	614	CLA	O2D-CGD-CBD	2.25	115.26	111.27
38	U	601	CHL	O2D-CGD-O1D	-2.25	119.44	123.84
38	X	609	CHL	C1B-CHB-C4A	-2.25	125.67	130.12
27	9	602	CLA	O2D-CGD-CBD	2.25	115.26	111.27
27	X	604	CLA	CHB-C4A-NA	2.25	127.62	124.51
27	Y	611	CLA	CHD-C1D-ND	-2.25	122.39	124.45
30	7	623	BCR	C1-C6-C7	2.25	122.14	115.78
30	O	2005	BCR	C15-C14-C13	-2.25	124.10	127.31
27	6	614	CLA	C2D-C1D-ND	-2.25	108.45	110.10
30	B	848	BCR	C11-C10-C9	-2.25	124.11	127.31
33	J	104	LMG	C8-O7-C10	-2.25	112.26	117.79
27	7	601	CLA	C4-C3-C2	-2.25	117.92	123.68
36	3	619	XAT	C24-C23-C22	-2.25	106.44	110.77
35	W	1620	LUT	C17-C1-C6	2.24	113.94	110.30
36	W	1622	XAT	C31-C32-C33	-2.24	120.11	126.42
27	B	833	CLA	O2A-CGA-O1A	-2.24	117.93	123.59
27	B	802	CLA	CHB-C4A-NA	2.24	127.61	124.51
38	W	606	CHL	C3C-C4C-NC	2.24	113.09	110.57
27	1	607	CLA	CHD-C1D-ND	-2.24	122.39	124.45
27	4	608	CLA	CHB-C4A-NA	2.24	127.61	124.51
27	Y	614	CLA	CHB-C4A-NA	2.24	127.61	124.51
37	6	624	NEX	C28-C29-C30	2.24	122.38	118.94
27	A	827	CLA	C1-C2-C3	-2.24	122.17	126.04
27	A	833	CLA	CHD-C1D-ND	-2.24	122.39	124.45
27	H	203	CLA	CHD-C1D-ND	-2.24	122.39	124.45
27	a	608	CLA	CHD-C1D-ND	-2.24	122.39	124.45
27	Z	611	CLA	CHD-C1D-ND	-2.24	122.39	124.45
27	V	611	CLA	CHB-C4A-NA	2.24	127.61	124.51
36	8	620	XAT	C20-C13-C12	2.24	121.61	118.08
27	A	824	CLA	C4-C3-C5	2.24	119.04	115.27
36	7	620	XAT	C18-C5-C4	2.24	116.80	114.28
30	A	850	BCR	C16-C15-C14	-2.24	118.89	123.47
35	W	1621	LUT	C15-C35-C34	-2.24	118.89	123.47
27	L	306	CLA	CAA-C2A-C3A	-2.24	108.67	114.26
30	B	844	BCR	C29-C28-C27	-2.24	106.38	111.38
36	7	620	XAT	C4-C3-C2	-2.24	106.45	110.77
30	O	2004	BCR	C30-C25-C26	-2.24	119.46	122.61
27	3	604	CLA	O2A-CGA-O1A	-2.24	117.95	123.59
35	Y	1621	LUT	C31-C30-C29	-2.24	124.12	127.31
35	V	1621	LUT	C15-C14-C13	-2.24	124.12	127.31
30	L	301	BCR	C33-C5-C4	2.24	117.91	113.62

Continued on next page...

Continued from previous page...

Mol	Chain	Res	Type	Atoms	Z	Observed(°)	Ideal(°)
27	3	611	CLA	CHB-C4A-NA	2.24	127.60	124.51
27	Z	604	CLA	CHB-C4A-NA	2.24	127.60	124.51
27	a	614	CLA	O2A-CGA-O1A	-2.24	117.95	123.59
30	6	622	BCR	C1-C6-C5	-2.23	119.47	122.61
27	Y	604	CLA	C1-C2-C3	-2.23	123.14	126.75
38	U	609	CHL	C1B-CHB-C4A	-2.23	125.70	130.12
30	7	623	BCR	C2-C1-C6	2.23	113.92	110.48
36	a	618	XAT	C15-C35-C34	-2.23	118.91	123.47
38	U	607	CHL	OMC-CMC-C2C	-2.23	120.65	125.69
30	A	848	BCR	C33-C5-C6	-2.23	122.03	124.53
27	K	201	CLA	CHB-C4A-NA	2.23	127.59	124.51
30	7	621	BCR	C15-C16-C17	-2.23	118.91	123.47
27	6	611	CLA	CHD-C1D-ND	-2.23	122.41	124.45
30	L	308	BCR	C2-C1-C6	2.23	113.91	110.48
27	3	609	CLA	CAC-C3C-C4C	2.23	127.70	124.81
35	X	1621	LUT	C31-C30-C29	-2.23	124.13	127.31
27	A	840	CLA	CHB-C4A-NA	2.23	127.59	124.51
27	5	618	CLA	CHB-C4A-NA	2.23	127.59	124.51
27	X	603	CLA	CHD-C1D-ND	-2.23	122.41	124.45
27	4	610	CLA	O2A-CGA-O1A	-2.23	117.97	123.59
27	3	614	CLA	CHB-C4A-NA	2.23	127.59	124.51
36	Y	1622	XAT	C12-C13-C14	-2.23	115.53	118.94
38	U	607	CHL	CHC-C1C-C2C	-2.23	118.04	126.11
27	A	824	CLA	CHB-C4A-NA	2.23	127.59	124.51
27	a	606	CLA	CHB-C4A-NA	2.22	127.59	124.51
27	a	609	CLA	C5-C3-C2	2.22	125.62	121.12
27	A	842	CLA	CHB-C4A-NA	2.22	127.59	124.51
27	B	832	CLA	CHB-C4A-NA	2.22	127.59	124.51
38	X	601	CHL	C2A-C1A-CHA	-2.22	119.97	123.86
27	a	609	CLA	CHD-C1D-ND	-2.22	122.41	124.45
27	5	617	CLA	CHD-C1D-ND	-2.22	122.41	124.45
30	F	305	BCR	C32-C1-C6	-2.22	106.69	110.30
36	9	620	XAT	C4-C3-C2	-2.22	106.48	110.77
27	2	613	CLA	CHB-C4A-NA	2.22	127.58	124.51
27	A	822	CLA	C7-C6-C5	-2.22	107.32	113.36
27	a	616	CLA	CHD-C1D-ND	-2.22	122.41	124.45
27	1	606	CLA	CHB-C4A-NA	2.22	127.58	124.51
33	4	624	LMG	C7-O1-C1	-2.22	109.40	113.74
30	6	622	BCR	C39-C30-C29	2.22	117.78	108.91
33	4	624	LMG	C3-C4-C5	2.22	114.20	110.24
38	Y	607	CHL	CMA-C3A-C4A	-2.22	105.81	111.77
36	U	1622	XAT	C31-C32-C33	-2.22	120.19	126.42

Continued on next page...

Continued from previous page...

Mol	Chain	Res	Type	Atoms	Z	Observed(°)	Ideal(°)
27	6	616	CLA	C4-C3-C5	2.22	119.00	115.27
27	4	602	CLA	O2D-CGD-CBD	2.21	115.20	111.27
27	8	613	CLA	O2A-CGA-O1A	-2.21	118.00	123.59
27	B	820	CLA	CHD-C1D-ND	-2.21	122.42	124.45
27	2	613	CLA	CHD-C1D-ND	-2.21	122.42	124.45
27	G	204	CLA	CHD-C1D-ND	-2.21	122.42	124.45
38	W	607	CHL	O2D-CGD-O1D	-2.21	119.51	123.84
29	6	623	LHG	C5-O7-C7	-2.21	112.34	117.79
27	A	832	CLA	C1-C2-C3	-2.21	123.17	126.75
38	U	606	CHL	C3C-C4C-NC	2.21	113.05	110.57
30	B	801	BCR	C38-C26-C27	2.21	117.86	113.62
27	B	826	CLA	O2D-CGD-CBD	2.21	115.20	111.27
27	1	616	CLA	CHB-C4A-NA	2.21	127.57	124.51
27	B	837	CLA	CMB-C2B-C3B	2.21	128.81	124.68
27	B	832	CLA	O2D-CGD-CBD	2.21	115.19	111.27
35	5	620	LUT	C11-C10-C9	-2.21	124.16	127.31
33	8	626	LMG	C8-O7-C10	-2.21	112.35	117.79
36	V	1622	XAT	C11-C10-C9	-2.21	124.16	127.31
38	U	607	CHL	O2A-CGA-O1A	-2.21	117.80	123.30
33	8	626	LMG	O3-C3-C2	-2.21	105.24	110.35
27	W	613	CLA	CHD-C1D-ND	-2.21	122.42	124.45
27	F	303	CLA	CHB-C4A-NA	2.21	127.56	124.51
27	A	801	CLA	CBA-CAA-C2A	-2.21	107.35	113.86
27	X	603	CLA	O2A-CGA-O1A	-2.21	118.02	123.59
27	7	601	CLA	CHB-C4A-NA	2.21	127.56	124.51
35	5	620	LUT	C12-C13-C14	-2.21	115.56	118.94
38	Z	608	CHL	CHC-C1C-C2C	-2.21	118.11	126.11
27	W	614	CLA	CHD-C1D-ND	-2.20	122.43	124.45
27	B	816	CLA	O2D-CGD-CBD	2.20	115.18	111.27
38	V	607	CHL	CHC-C1C-C2C	-2.20	118.13	126.11
36	V	1622	XAT	C18-C5-C4	2.20	116.76	114.28
38	V	607	CHL	OMC-CMC-C2C	-2.20	120.71	125.69
27	F	301	CLA	CHD-C1D-ND	-2.20	122.43	124.45
27	A	839	CLA	CHB-C4A-NA	2.20	127.56	124.51
36	1	618	XAT	C15-C35-C34	-2.20	118.97	123.47
32	5	629	LMU	C1B-C2B-C3B	2.20	114.58	110.00
27	A	828	CLA	CHB-C4A-NA	2.20	127.56	124.51
27	B	819	CLA	CHB-C4A-NA	2.20	127.56	124.51
27	X	611	CLA	CHD-C1D-ND	-2.20	122.43	124.45
27	Y	612	CLA	CHD-C1D-ND	-2.20	122.43	124.45
30	5	622	BCR	C32-C1-C6	-2.20	106.73	110.30
38	Y	608	CHL	C3C-C4C-NC	2.20	113.04	110.57

Continued on next page...

Continued from previous page...

Mol	Chain	Res	Type	Atoms	Z	Observed(°)	Ideal(°)
27	5	601	CLA	C4-C3-C5	2.20	118.97	115.27
27	U	603	CLA	O2A-CGA-O1A	-2.20	118.04	123.59
30	F	305	BCR	C8-C7-C6	-2.20	121.03	127.20
27	A	801	CLA	C1D-ND-C4D	-2.20	104.77	106.33
27	1	616	CLA	CHD-C1D-ND	-2.20	122.44	124.45
35	V	1621	LUT	C38-C25-C24	-2.20	118.86	123.56
30	B	846	BCR	C33-C5-C6	-2.20	122.06	124.53
30	B	845	BCR	C29-C30-C25	2.20	113.86	110.48
27	1	603	CLA	C5-C3-C2	2.20	125.56	121.12
27	9	601	CLA	CHB-C4A-NA	2.20	127.55	124.51
27	9	606	CLA	CHD-C1D-ND	-2.19	122.44	124.45
27	1	606	CLA	CHD-C1D-ND	-2.19	122.44	124.45
27	B	837	CLA	C1-C2-C3	-2.19	122.25	126.04
27	Y	603	CLA	O2A-CGA-O1A	-2.19	118.06	123.59
30	B	845	BCR	C15-C16-C17	-2.19	118.98	123.47
27	A	831	CLA	CHB-C4A-NA	2.19	127.55	124.51
36	V	1622	XAT	C24-C23-C22	-2.19	106.54	110.77
27	8	609	CLA	CHD-C1D-ND	-2.19	122.44	124.45
27	A	854	CLA	C11-C10-C8	-2.19	108.83	115.92
27	2	601	CLA	O2A-CGA-O1A	-2.19	118.06	123.59
30	O	2004	BCR	C37-C22-C21	-2.19	119.85	122.92
27	B	817	CLA	O2A-CGA-O1A	-2.19	118.06	123.59
27	Y	603	CLA	CHD-C1D-ND	-2.19	122.44	124.45
27	B	834	CLA	O2A-CGA-O1A	-2.19	118.06	123.59
38	U	607	CHL	CAA-C2A-C1A	2.19	119.16	111.97
38	Z	607	CHL	O2D-CGD-O1D	-2.19	119.56	123.84
38	Y	607	CHL	O1D-CGD-CBD	-2.19	120.00	124.48
35	Y	1621	LUT	C15-C14-C13	-2.19	124.18	127.31
27	B	813	CLA	O2A-CGA-O1A	-2.19	118.06	123.59
27	W	603	CLA	O2A-CGA-O1A	-2.19	118.06	123.59
36	Y	1622	XAT	C31-C32-C33	-2.19	120.26	126.42
38	W	601	CHL	O2D-CGD-O1D	-2.19	119.56	123.84
38	Y	605	CHL	CHC-C1C-C2C	-2.19	118.18	126.11
27	A	803	CLA	CHD-C1D-ND	-2.19	122.44	124.45
36	9	620	XAT	C35-C34-C33	-2.19	124.19	127.31
30	O	2004	BCR	C32-C1-C6	-2.19	106.75	110.30
27	a	606	CLA	CHD-C1D-ND	-2.19	122.44	124.45
27	O	2003	CLA	CHD-C1D-ND	-2.19	122.44	124.45
30	L	301	BCR	C12-C13-C14	-2.19	115.59	118.94
30	A	851	BCR	C10-C11-C12	-2.18	116.40	123.22
38	X	605	CHL	O1D-CGD-CBD	-2.18	120.02	124.48
38	Y	608	CHL	C1C-C2C-C3C	-2.18	105.38	107.11

Continued on next page...

Continued from previous page...

Mol	Chain	Res	Type	Atoms	Z	Observed(°)	Ideal(°)
27	7	601	CLA	CHD-C1D-ND	-2.18	122.45	124.45
30	B	848	BCR	C12-C13-C14	-2.18	115.59	118.94
35	8	619	LUT	C28-C29-C30	-2.18	115.59	118.94
38	Z	609	CHL	C11-C12-C13	-2.18	108.86	115.92
27	B	839	CLA	CHB-C4A-NA	2.18	127.53	124.51
36	8	620	XAT	C8-C9-C10	-2.18	115.59	118.94
36	Z	1622	XAT	C18-C5-C4	2.18	116.73	114.28
38	U	607	CHL	O1D-CGD-CBD	-2.18	120.02	124.48
36	8	620	XAT	C24-C23-C22	-2.18	106.56	110.77
33	H	205	LMG	C6-C5-C4	-2.18	107.90	113.00
27	6	613	CLA	CHB-C4A-NA	2.18	127.53	124.51
38	Y	605	CHL	O1D-CGD-CBD	-2.18	120.02	124.48
37	5	624	NEX	C24-C23-C22	-2.18	106.56	110.77
27	2	616	CLA	CHD-C1D-ND	-2.18	122.45	124.45
30	A	851	BCR	C11-C10-C9	-2.18	124.20	127.31
27	B	811	CLA	CHB-C4A-NA	2.18	127.52	124.51
38	X	608	CHL	C4-C3-C5	2.18	118.93	115.27
27	A	821	CLA	C1-C2-C3	-2.18	122.28	126.04
27	a	601	CLA	CHD-C1D-ND	-2.18	122.45	124.45
32	5	629	LMU	C1B-O1B-C4'	-2.18	112.58	117.96
27	Z	613	CLA	CHB-C4A-NA	2.18	127.52	124.51
30	6	622	BCR	C15-C14-C13	-2.18	124.20	127.31
27	7	604	CLA	CHD-C1D-ND	-2.18	122.45	124.45
27	A	833	CLA	CBA-CAA-C2A	2.18	120.29	113.86
27	5	603	CLA	O2A-CGA-O1A	-2.18	118.10	123.59
27	6	601	CLA	O2A-CGA-O1A	-2.18	118.10	123.59
36	8	620	XAT	C38-C25-C24	2.18	116.73	114.28
38	X	607	CHL	C11-C12-C13	-2.18	108.89	115.92
35	8	619	LUT	C35-C34-C33	-2.18	124.20	127.31
27	a	603	CLA	C5-C3-C2	2.18	125.52	121.12
27	B	829	CLA	O2A-CGA-O1A	-2.18	118.10	123.59
27	6	610	CLA	O2A-CGA-O1A	-2.18	118.10	123.59
27	Y	604	CLA	CHB-C4A-NA	2.18	127.52	124.51
27	H	202	CLA	CHD-C1D-ND	-2.18	122.45	124.45
27	1	610	CLA	CHD-C1D-ND	-2.18	122.45	124.45
30	1	619	BCR	C33-C5-C4	2.17	117.79	113.62
30	O	2005	BCR	C11-C12-C13	-2.17	120.31	126.42
27	4	606	CLA	CHD-C1D-ND	-2.17	122.46	124.45
29	V	2630	LHG	O8-C23-O10	-2.17	118.11	123.59
37	5	624	NEX	C16-C1-C6	-2.17	108.53	110.47
30	B	852	BCR	C21-C20-C19	-2.17	116.44	123.22
38	X	605	CHL	CHC-C1C-C2C	-2.17	118.23	126.11

Continued on next page...

Continued from previous page...

Mol	Chain	Res	Type	Atoms	Z	Observed(°)	Ideal(°)
38	Y	606	CHL	C1C-C2C-C3C	-2.17	105.39	107.11
38	Z	605	CHL	CHC-C1C-C2C	-2.17	118.23	126.11
27	W	603	CLA	C1-C2-C3	-2.17	122.29	126.04
30	A	849	BCR	C1-C6-C5	-2.17	119.55	122.61
36	X	1622	XAT	C12-C13-C14	-2.17	115.61	118.94
27	W	611	CLA	CAA-CBA-CGA	-2.17	106.91	113.25
27	X	613	CLA	CHB-C4A-NA	2.17	127.51	124.51
38	U	607	CHL	CHD-C1D-ND	2.17	126.45	124.45
30	3	621	BCR	C11-C12-C13	-2.17	120.32	126.42
38	U	609	CHL	C2A-C1A-CHA	-2.17	120.06	123.86
30	L	308	BCR	C29-C30-C25	2.17	113.82	110.48
27	A	832	CLA	CHB-C4A-NA	2.17	127.51	124.51
27	U	604	CLA	O1D-CGD-CBD	2.17	128.56	124.51
36	4	620	XAT	C18-C5-C4	2.17	116.72	114.28
30	B	849	BCR	C31-C1-C6	-2.17	106.78	110.30
27	B	817	CLA	C6-C5-C3	2.17	119.14	113.45
27	9	604	CLA	O2A-CGA-O1A	-2.17	118.12	123.59
27	4	614	CLA	CHB-C4A-NA	2.17	127.51	124.51
27	A	811	CLA	CHD-C1D-ND	-2.17	122.46	124.45
27	1	601	CLA	CHD-C1D-ND	-2.17	122.46	124.45
30	B	843	BCR	C4-C5-C6	-2.16	119.59	122.73
35	Z	1621	LUT	C35-C34-C33	-2.16	124.22	127.31
27	A	801	CLA	CHB-C4A-NA	2.16	127.50	124.51
27	5	610	CLA	O2A-CGA-O1A	-2.16	118.13	123.59
27	Z	602	CLA	O2A-CGA-O1A	-2.16	118.13	123.59
38	Z	605	CHL	O2D-CGD-O1D	-2.16	119.61	123.84
38	V	605	CHL	CHC-C1C-C2C	-2.16	118.27	126.11
38	Z	606	CHL	O2D-CGD-O1D	-2.16	119.61	123.84
30	B	845	BCR	C23-C22-C21	2.16	122.26	118.94
36	a	618	XAT	C32-C33-C34	-2.16	115.62	118.94
27	A	836	CLA	CHD-C1D-ND	-2.16	122.47	124.45
27	B	835	CLA	CHD-C1D-ND	-2.16	122.47	124.45
27	9	614	CLA	CHD-C1D-ND	-2.16	122.47	124.45
27	B	823	CLA	CHB-C4A-NA	2.16	127.50	124.51
27	7	616	CLA	CHB-C4A-NA	2.16	127.50	124.51
29	a	620	LHG	O8-C23-C24	2.16	118.69	111.91
27	B	807	CLA	CHB-C4A-NA	2.16	127.50	124.51
27	F	301	CLA	CHB-C4A-NA	2.16	127.50	124.51
27	A	832	CLA	C2D-C1D-ND	-2.16	108.51	110.10
27	A	823	CLA	CHB-C4A-NA	2.16	127.50	124.51
36	X	1622	XAT	C31-C32-C33	-2.16	120.35	126.42
30	F	305	BCR	C36-C18-C19	2.16	121.48	118.08

Continued on next page...

Continued from previous page...

Mol	Chain	Res	Type	Atoms	Z	Observed(°)	Ideal(°)
27	B	811	CLA	CHD-C1D-ND	-2.16	122.47	124.45
35	X	1621	LUT	C18-C5-C6	-2.16	122.11	124.53
36	7	620	XAT	C8-C9-C10	-2.16	115.63	118.94
38	X	607	CHL	O2D-CGD-O1D	-2.16	119.62	123.84
36	1	618	XAT	C32-C33-C34	-2.16	115.63	118.94
27	Y	613	CLA	CHB-C4A-NA	2.16	127.49	124.51
27	A	843	CLA	CHB-C4A-NA	2.16	127.49	124.51
27	B	813	CLA	CHB-C4A-NA	2.16	127.49	124.51
27	A	854	CLA	C6-C7-C8	-2.15	108.95	115.92
30	2	623	BCR	C11-C12-C13	-2.15	120.36	126.42
35	9	619	LUT	C8-C7-C6	-2.15	121.15	127.20
27	Z	613	CLA	C1-C2-C3	-2.15	122.32	126.04
27	H	202	CLA	CHB-C4A-NA	2.15	127.49	124.51
27	B	838	CLA	CHD-C1D-ND	-2.15	122.47	124.45
33	4	624	LMG	C8-O7-C10	-2.15	112.49	117.79
38	Z	608	CHL	O2D-CGD-O1D	-2.15	119.63	123.84
36	Z	1622	XAT	C32-C33-C34	-2.15	115.64	118.94
36	4	620	XAT	C30-C31-C32	-2.15	116.50	123.22
27	1	607	CLA	CAA-C2A-C3A	-2.15	111.08	116.10
35	W	1621	LUT	C38-C25-C24	-2.15	118.96	123.56
27	A	842	CLA	O2A-CGA-O1A	-2.15	118.17	123.59
27	H	203	CLA	C1-C2-C3	-2.15	122.32	126.04
27	X	613	CLA	C1-C2-C3	-2.15	122.32	126.04
27	B	840	CLA	CHB-C4A-NA	2.15	127.48	124.51
27	7	610	CLA	C1-C2-C3	-2.15	122.33	126.04
29	1	620	LHG	O8-C23-C24	2.15	118.65	111.91
30	L	309	BCR	C30-C25-C24	2.15	121.86	115.78
27	6	610	CLA	CHB-C4A-NA	2.15	127.48	124.51
27	9	603	CLA	CMB-C2B-C3B	2.15	128.90	124.69
36	U	1622	XAT	C16-C1-C2	-2.15	105.25	108.98
30	A	849	BCR	C16-C15-C14	-2.15	119.07	123.47
27	8	604	CLA	O2A-CGA-O1A	-2.15	118.17	123.59
38	U	605	CHL	C1C-C2C-C3C	-2.15	105.41	107.11
27	U	603	CLA	C1-C2-C3	-2.15	122.33	126.04
36	W	1622	XAT	C16-C1-C2	-2.15	105.25	108.98
27	A	831	CLA	O2A-CGA-O1A	-2.15	118.17	123.59
30	a	619	BCR	C33-C5-C4	2.15	117.74	113.62
30	L	301	BCR	C24-C23-C22	-2.14	123.00	126.23
35	V	1620	LUT	C15-C14-C13	-2.14	124.25	127.31
27	6	614	CLA	O2A-CGA-O1A	-2.14	118.18	123.59
35	Y	1621	LUT	C18-C5-C6	-2.14	122.12	124.53
36	2	620	XAT	C24-C23-C22	-2.14	106.64	110.77

Continued on next page...

Continued from previous page...

Mol	Chain	Res	Type	Atoms	Z	Observed(°)	Ideal(°)
36	5	621	XAT	C36-C21-C22	-2.14	105.26	108.98
30	J	102	BCR	C33-C5-C6	-2.14	122.12	124.53
33	H	205	LMG	O8-C28-C29	2.14	118.63	111.91
27	A	828	CLA	O2D-CGD-CBD	2.14	115.08	111.27
35	V	1620	LUT	C1-C6-C5	-2.14	119.60	122.61
35	9	619	LUT	C40-C33-C32	2.14	121.45	118.08
27	4	616	CLA	CHB-C4A-NA	2.14	127.47	124.51
27	3	607	CLA	O2D-CGD-CBD	2.14	115.07	111.27
37	6	624	NEX	C24-C23-C22	-2.14	106.64	110.77
30	A	852	BCR	C19-C18-C17	2.14	122.23	118.94
30	6	622	BCR	C23-C22-C21	-2.14	115.66	118.94
30	J	102	BCR	C15-C14-C13	-2.14	124.25	127.31
27	3	602	CLA	CHD-C1D-ND	-2.14	122.49	124.45
27	5	614	CLA	CHD-C1D-ND	-2.14	122.49	124.45
27	B	814	CLA	CHD-C1D-ND	-2.14	122.49	124.45
30	F	305	BCR	C35-C13-C12	2.14	121.44	118.08
30	2	623	BCR	C29-C30-C25	2.14	113.77	110.48
27	2	607	CLA	CHD-C1D-ND	-2.14	122.49	124.45
27	X	613	CLA	CHD-C1D-ND	-2.14	122.49	124.45
30	B	847	BCR	C1-C6-C7	2.14	121.82	115.78
38	Z	606	CHL	C3B-C4B-NB	2.13	111.97	109.21
27	9	613	CLA	CHB-C4A-NA	2.13	127.46	124.51
38	W	605	CHL	CHC-C1C-C2C	-2.13	118.37	126.11
27	B	807	CLA	O2A-CGA-O1A	-2.13	118.20	123.59
27	B	825	CLA	O2A-CGA-O1A	-2.13	118.20	123.59
35	4	619	LUT	C11-C10-C9	-2.13	124.26	127.31
30	B	846	BCR	C19-C18-C17	-2.13	115.67	118.94
36	8	620	XAT	C31-C30-C29	-2.13	124.27	127.31
38	W	605	CHL	C1C-C2C-C3C	-2.13	105.42	107.11
38	U	605	CHL	CHC-C1C-C2C	-2.13	118.38	126.11
27	X	611	CLA	O1A-CGA-CBA	2.13	129.93	123.08
30	B	844	BCR	C21-C20-C19	-2.13	116.56	123.22
27	B	822	CLA	O2D-CGD-CBD	2.13	115.06	111.27
27	5	603	CLA	CHD-C1D-ND	-2.13	122.50	124.45
38	W	601	CHL	CED-O2D-CGD	2.13	120.76	115.94
27	A	845	CLA	O2A-CGA-O1A	-2.13	118.21	123.59
38	V	607	CHL	C4A-NA-C1A	-2.13	105.75	106.71
35	6	619	LUT	C11-C10-C9	-2.13	124.27	127.31
27	A	802	CLA	CHD-C1D-ND	-2.13	122.50	124.45
30	4	621	BCR	C11-C12-C13	-2.13	120.43	126.42
27	9	612	CLA	CHD-C1D-ND	-2.13	122.50	124.45
27	W	611	CLA	CHD-C1D-ND	-2.13	122.50	124.45

Continued on next page...

Continued from previous page...

Mol	Chain	Res	Type	Atoms	Z	Observed(°)	Ideal(°)
27	A	854	CLA	C1-C2-C3	-2.13	122.36	126.04
32	8	625	LMU	C1B-O1B-C4'	-2.13	112.70	117.96
27	5	603	CLA	CHB-C4A-NA	2.13	127.45	124.51
27	B	827	CLA	O2A-CGA-O1A	-2.13	118.22	123.59
27	B	826	CLA	CHD-C1D-ND	-2.13	122.50	124.45
27	4	609	CLA	C1-C2-C3	-2.13	122.37	126.04
27	K	203	CLA	O2A-CGA-O1A	-2.13	118.23	123.59
27	A	814	CLA	CHD-C1D-ND	-2.13	122.50	124.45
32	5	628	LMU	C1B-O1B-C4'	-2.13	112.70	117.96
35	1	617	LUT	C11-C10-C9	-2.12	124.28	127.31
36	a	618	XAT	C19-C9-C8	2.12	121.42	118.08
38	V	605	CHL	O2D-CGD-O1D	-2.12	119.69	123.84
30	L	305	BCR	C24-C23-C22	-2.12	123.03	126.23
27	a	601	CLA	O2A-CGA-O1A	-2.12	118.23	123.59
33	H	205	LMG	C3-C4-C5	2.12	114.02	110.24
30	7	623	BCR	C30-C25-C26	-2.12	119.62	122.61
38	W	608	CHL	CHC-C1C-C2C	-2.12	118.42	126.11
36	4	620	XAT	C4-C3-C2	-2.12	106.68	110.77
27	B	821	CLA	CHB-C4A-NA	2.12	127.44	124.51
27	2	610	CLA	C1-C2-C3	-2.12	122.38	126.04
30	L	309	BCR	C29-C28-C27	-2.12	106.64	111.38
29	6	623	LHG	O8-C23-C24	2.12	118.56	111.91
27	1	601	CLA	O2A-CGA-O1A	-2.12	118.24	123.59
30	3	621	BCR	C15-C16-C17	-2.12	119.13	123.47
27	a	612	CLA	CHD-C1D-ND	-2.12	122.51	124.45
27	A	838	CLA	O2A-CGA-O1A	-2.12	118.25	123.59
27	B	833	CLA	O2D-CGD-CBD	2.12	115.03	111.27
30	A	851	BCR	C27-C26-C25	-2.12	119.66	122.73
37	6	624	NEX	C27-C28-C29	-2.12	122.25	125.53
27	3	602	CLA	O2A-CGA-O1A	-2.12	118.25	123.59
38	V	608	CHL	C3C-C4C-NC	2.12	112.94	110.57
27	7	615	CLA	CHB-C4A-NA	2.12	127.44	124.51
30	F	305	BCR	C7-C8-C9	-2.12	123.04	126.23
36	5	621	XAT	C4-C3-C2	-2.12	106.69	110.77
27	A	801	CLA	O2A-CGA-O1A	-2.11	118.25	123.59
27	Z	614	CLA	CHB-C4A-NA	2.11	127.44	124.51
35	Y	1620	LUT	C12-C13-C14	-2.11	115.70	118.94
36	1	618	XAT	C19-C9-C8	2.11	121.41	118.08
30	L	309	BCR	C1-C6-C7	2.11	121.76	115.78
27	7	613	CLA	O2A-CGA-O1A	-2.11	118.26	123.59
30	B	843	BCR	C23-C22-C21	-2.11	115.70	118.94
33	4	623	LMG	C7-O1-C1	-2.11	109.61	113.74

Continued on next page...

Continued from previous page...

Mol	Chain	Res	Type	Atoms	Z	Observed(°)	Ideal(°)
30	B	801	BCR	C24-C25-C26	2.11	126.58	121.46
38	Y	607	CHL	OMC-CMC-C2C	-2.11	120.91	125.69
35	4	619	LUT	C3-C4-C5	-2.11	107.65	111.85
27	K	204	CLA	O2A-CGA-O1A	-2.11	118.04	123.30
35	8	619	LUT	C30-C31-C32	-2.11	116.63	123.22
35	3	618	LUT	C3-C4-C5	-2.11	107.65	111.85
27	A	811	CLA	O1D-CGD-CBD	2.11	128.80	124.48
30	3	620	BCR	C12-C13-C14	2.11	122.18	118.94
35	U	1621	LUT	C38-C25-C24	-2.11	119.05	123.56
38	Y	607	CHL	C11-C12-C13	-2.11	109.11	115.92
27	4	614	CLA	C4-C3-C5	2.11	118.81	115.27
30	F	305	BCR	C23-C24-C25	-2.11	121.29	127.20
27	a	607	CLA	O2A-CGA-O1A	-2.11	118.05	123.30
27	U	613	CLA	CHD-C1D-ND	-2.11	122.52	124.45
27	2	610	CLA	O2A-CGA-O1A	-2.11	118.28	123.59
27	B	837	CLA	O2D-CGD-CBD	2.10	115.01	111.27
30	K	202	BCR	C23-C24-C25	-2.10	121.29	127.20
30	B	843	BCR	C37-C22-C21	-2.10	119.97	122.92
30	B	848	BCR	C36-C18-C17	-2.10	119.97	122.92
30	4	621	BCR	C24-C25-C26	-2.10	116.37	121.46
30	L	309	BCR	C23-C22-C21	-2.10	115.71	118.94
30	B	801	BCR	C27-C26-C25	-2.10	119.68	122.73
38	X	606	CHL	CHC-C1C-C2C	-2.10	118.49	126.11
35	Z	1621	LUT	C36-C21-C26	2.10	112.73	109.55
27	Y	613	CLA	C1-C2-C3	-2.10	122.41	126.04
27	A	834	CLA	C4-C3-C2	-2.10	118.28	123.68
38	V	607	CHL	O2D-CGD-O1D	-2.10	119.73	123.84
35	7	619	LUT	C11-C10-C9	-2.10	124.31	127.31
33	4	624	LMG	C6-C5-C4	-2.10	108.08	113.00
30	F	305	BCR	C20-C19-C18	-2.10	120.51	126.42
27	X	613	CLA	C6-C5-C3	2.10	118.96	113.45
35	V	1621	LUT	C31-C30-C29	-2.10	124.31	127.31
37	6	624	NEX	C35-C15-C14	-2.10	119.17	123.47
38	U	608	CHL	CHC-C1C-C2C	-2.10	118.50	126.11
27	Y	613	CLA	CHD-C1D-ND	-2.10	122.52	124.45
35	Z	1621	LUT	C15-C14-C13	-2.10	124.31	127.31
27	1	614	CLA	CHB-C4A-NA	2.10	127.55	124.34
27	9	610	CLA	O2A-CGA-O1A	-2.10	118.29	123.59
30	3	622	BCR	C2-C1-C6	2.10	113.71	110.48
38	W	608	CHL	O2A-CGA-CBA	2.10	120.52	112.23
27	A	808	CLA	O2A-CGA-O1A	-2.10	118.30	123.59
27	A	836	CLA	O2A-CGA-O1A	-2.10	118.30	123.59

Continued on next page...

Continued from previous page...

Mol	Chain	Res	Type	Atoms	Z	Observed(°)	Ideal(°)
27	1	613	CLA	O2A-CGA-O1A	-2.10	118.30	123.59
36	a	618	XAT	C35-C34-C33	-2.10	124.32	127.31
30	K	202	BCR	C30-C25-C24	2.10	121.71	115.78
36	8	620	XAT	C15-C35-C34	-2.10	119.18	123.47
37	W	1623	NEX	O24-C25-C26	-2.10	57.22	58.96
27	B	815	CLA	CHD-C1D-ND	-2.10	122.53	124.45
27	5	606	CLA	CHD-C1D-ND	-2.10	122.53	124.45
27	Z	610	CLA	C1-C2-C3	-2.10	122.42	126.04
27	B	838	CLA	O2D-CGD-CBD	2.10	114.99	111.27
30	B	847	BCR	C11-C10-C9	-2.09	124.32	127.31
38	W	607	CHL	CMA-C3A-C4A	-2.09	106.14	111.77
36	3	619	XAT	C35-C15-C14	-2.09	119.19	123.47
27	7	606	CLA	CHD-C1D-ND	-2.09	122.53	124.45
38	Z	608	CHL	C3D-C2D-C1D	-2.09	102.97	105.83
30	J	102	BCR	C30-C25-C24	2.09	121.70	115.78
27	7	604	CLA	O2A-CGA-O1A	-2.09	118.31	123.59
35	9	619	LUT	C38-C25-C24	-2.09	119.08	123.56
27	K	201	CLA	CHD-C1D-ND	-2.09	122.53	124.45
35	X	1620	LUT	C12-C13-C14	-2.09	115.73	118.94
27	3	603	CLA	C2D-C1D-ND	-2.09	108.56	110.10
30	L	301	BCR	C16-C17-C18	-2.09	124.32	127.31
27	B	805	CLA	O2A-CGA-O1A	-2.09	118.31	123.59
30	7	623	BCR	C7-C8-C9	-2.09	123.07	126.23
27	B	837	CLA	O2A-CGA-O1A	-2.09	118.31	123.59
38	Y	607	CHL	C4D-CHA-C1A	-2.09	118.70	121.25
27	B	833	CLA	C4-C3-C2	-2.09	118.31	123.68
27	B	818	CLA	O2D-CGD-CBD	2.09	114.98	111.27
30	6	622	BCR	C29-C30-C25	2.09	113.70	110.48
27	A	828	CLA	CHD-C1D-ND	-2.09	122.53	124.45
38	Y	606	CHL	CHC-C1C-C2C	-2.09	118.53	126.11
30	3	622	BCR	C1-C6-C7	2.09	121.69	115.78
38	Y	601	CHL	CED-O2D-CGD	2.09	120.66	115.94
38	W	606	CHL	O2D-CGD-O1D	-2.09	119.75	123.84
27	a	613	CLA	O2A-CGA-O1A	-2.09	118.32	123.59
27	8	612	CLA	CAA-C2A-C3A	-2.09	109.04	114.26
27	6	603	CLA	C5-C3-C2	2.09	125.34	121.12
27	2	601	CLA	O1D-CGD-CBD	2.09	128.76	124.48
35	U	1620	LUT	C28-C29-C30	-2.09	115.74	118.94
27	Y	613	CLA	C6-C5-C3	2.09	118.93	113.45
36	6	621	XAT	C19-C9-C8	2.09	121.37	118.08
27	4	613	CLA	O2A-CGA-O1A	-2.09	118.32	123.59
27	3	603	CLA	O1D-CGD-CBD	2.09	128.75	124.48

Continued on next page...

Continued from previous page...

Mol	Chain	Res	Type	Atoms	Z	Observed(°)	Ideal(°)
32	5	628	LMU	O5'-C1'-C2'	2.09	114.77	110.35
36	3	619	XAT	C32-C33-C34	-2.09	115.74	118.94
37	W	1623	NEX	C26-C27-C28	-2.09	121.58	125.99
27	1	606	CLA	C2A-C1A-CHA	2.09	125.94	122.71
38	X	606	CHL	C3C-C4C-NC	2.09	112.91	110.57
38	Y	607	CHL	O2D-CGD-O1D	-2.09	119.76	123.84
27	6	606	CLA	CHD-C1D-ND	-2.08	122.54	124.45
37	Y	1623	NEX	C18-C5-C4	-2.08	108.06	111.40
35	1	617	LUT	C8-C9-C10	-2.08	115.74	118.94
27	X	611	CLA	O2A-CGA-O1A	-2.08	118.11	123.30
37	Z	1623	NEX	C40-C33-C32	2.08	121.36	118.08
38	W	609	CHL	C2A-C1A-CHA	-2.08	120.22	123.86
27	B	813	CLA	CHD-C1D-ND	-2.08	122.54	124.45
27	3	612	CLA	CHD-C1D-ND	-2.08	122.54	124.45
27	A	826	CLA	CHB-C4A-NA	2.08	127.39	124.51
35	Z	1621	LUT	C35-C15-C14	-2.08	119.21	123.47
30	7	621	BCR	C3-C4-C5	-2.08	110.36	114.08
27	5	604	CLA	O2D-CGD-CBD	2.08	114.97	111.27
38	U	606	CHL	CHC-C1C-C2C	-2.08	118.57	126.11
27	8	616	CLA	O2D-CGD-CBD	2.08	114.96	111.27
27	1	610	CLA	C2A-C1A-CHA	2.08	125.94	122.71
27	5	614	CLA	C3A-C4A-CHB	-2.08	120.50	124.24
27	Y	613	CLA	C5-C3-C2	2.08	125.32	121.12
30	L	301	BCR	C34-C9-C8	2.08	121.35	118.08
27	3	615	CLA	CHB-C4A-NA	2.08	127.39	124.51
35	a	617	LUT	C11-C10-C9	-2.08	124.34	127.31
30	L	305	BCR	C36-C18-C17	-2.08	120.01	122.92
27	3	610	CLA	CHD-C1D-ND	-2.08	122.55	124.45
27	5	602	CLA	O2D-CGD-CBD	2.08	114.96	111.27
38	U	606	CHL	O2D-CGD-O1D	-2.08	119.78	123.84
38	W	609	CHL	C1B-CHB-C4A	-2.08	126.00	130.12
27	3	608	CLA	O2A-CGA-O1A	-2.08	118.35	123.59
27	B	841	CLA	C1-C2-C3	-2.08	122.45	126.04
30	5	622	BCR	C37-C22-C21	-2.08	120.02	122.92
30	L	309	BCR	C23-C24-C25	-2.08	121.37	127.20
37	U	1623	NEX	C15-C35-C34	-2.08	119.22	123.47
27	U	613	CLA	C5-C3-C2	2.08	125.32	121.12
30	A	851	BCR	C3-C4-C5	-2.07	110.37	114.08
36	9	620	XAT	C24-C23-C22	-2.07	106.77	110.77
30	L	301	BCR	C10-C11-C12	-2.07	116.74	123.22
27	A	838	CLA	C1-C2-C3	-2.07	123.40	126.75
27	1	612	CLA	CHD-C1D-ND	-2.07	122.55	124.45

Continued on next page...

Continued from previous page...

Mol	Chain	Res	Type	Atoms	Z	Observed(°)	Ideal(°)
27	B	814	CLA	O2A-CGA-O1A	-2.07	118.36	123.59
30	B	845	BCR	C16-C15-C14	-2.07	119.23	123.47
38	X	607	CHL	CED-O2D-CGD	2.07	120.63	115.94
38	U	601	CHL	CED-O2D-CGD	2.07	120.63	115.94
32	5	628	LMU	O5B-C1B-C2B	2.07	114.74	110.35
27	U	611	CLA	CHD-C1D-ND	-2.07	122.55	124.45
27	7	614	CLA	CHB-C4A-NA	2.07	127.38	124.51
37	U	1623	NEX	C26-C27-C28	-2.07	121.61	125.99
38	W	606	CHL	CHC-C1C-C2C	-2.07	118.60	126.11
38	Y	606	CHL	C3C-C4C-NC	2.07	112.89	110.57
38	X	607	CHL	C11-C10-C8	-2.07	109.22	115.92
27	6	602	CLA	O2D-CGD-CBD	2.07	114.95	111.27
27	a	614	CLA	CHB-C4A-NA	2.07	127.51	124.34
30	B	853	BCR	C32-C1-C6	-2.07	106.94	110.30
27	B	832	CLA	C5-C3-C2	2.07	125.31	121.12
27	W	613	CLA	C5-C3-C2	2.07	125.30	121.12
27	a	609	CLA	CAC-C3C-C4C	2.07	127.49	124.81
27	1	602	CLA	CHD-C1D-ND	-2.07	122.55	124.45
32	5	628	LMU	C1B-C2B-C3B	2.07	114.30	110.00
27	L	302	CLA	O2D-CGD-CBD	2.07	114.94	111.27
30	G	205	BCR	C28-C27-C26	-2.07	110.39	114.08
27	V	602	CLA	C1-C2-C3	-2.07	122.47	126.04
27	4	604	CLA	O2A-CGA-O1A	-2.07	118.38	123.59
36	1	618	XAT	C35-C34-C33	-2.07	124.36	127.31
38	Z	609	CHL	C1-O2A-CGA	2.06	121.86	116.44
30	B	843	BCR	C20-C19-C18	-2.06	120.62	126.42
30	A	850	BCR	C1-C6-C5	-2.06	119.71	122.61
27	B	828	CLA	C1-C2-C3	-2.06	122.47	126.04
38	U	609	CHL	CHB-C4A-NA	2.06	127.36	124.51
38	Y	608	CHL	CHC-C1C-C2C	-2.06	118.63	126.11
30	3	621	BCR	C40-C30-C25	-2.06	106.95	110.30
27	5	616	CLA	O2A-CGA-O1A	-2.06	118.16	123.30
38	U	607	CHL	C3D-C2D-C1D	-2.06	103.02	105.83
35	V	1620	LUT	C15-C35-C34	-2.06	119.25	123.47
38	X	609	CHL	C7-C6-C5	-2.06	107.76	113.36
36	3	619	XAT	C15-C14-C13	-2.06	124.37	127.31
27	8	606	CLA	O2A-CGA-O1A	-2.06	118.39	123.59
27	V	610	CLA	CHD-C1D-ND	-2.06	122.56	124.45
27	Y	604	CLA	O2A-CGA-O1A	-2.06	118.39	123.59
36	5	621	XAT	C30-C31-C32	-2.06	116.79	123.22
27	1	609	CLA	CAC-C3C-C4C	2.06	127.48	124.81
38	X	608	CHL	C1-C2-C3	-2.06	122.48	126.04

Continued on next page...

Continued from previous page...

Mol	Chain	Res	Type	Atoms	Z	Observed(°)	Ideal(°)
27	A	809	CLA	CHD-C1D-ND	-2.06	122.56	124.45
27	6	604	CLA	O2A-CGA-O1A	-2.06	118.40	123.59
38	Z	605	CHL	C3D-C2D-C1D	-2.06	103.03	105.83
35	4	619	LUT	C28-C29-C30	-2.06	115.79	118.94
30	A	850	BCR	C7-C6-C5	-2.06	116.48	121.46
27	X	604	CLA	O2A-CGA-O1A	-2.06	118.40	123.59
27	A	842	CLA	CHD-C1D-ND	-2.06	122.56	124.45
27	O	2002	CLA	CHB-C4A-NA	2.06	127.35	124.51
27	4	610	CLA	CHD-C1D-ND	-2.05	122.57	124.45
27	X	613	CLA	C5-C3-C2	2.05	125.27	121.12
27	A	811	CLA	O2A-CGA-O1A	-2.05	118.41	123.59
27	4	608	CLA	C11-C12-C13	-2.05	109.28	115.92
27	A	840	CLA	O2A-CGA-O1A	-2.05	118.41	123.59
35	Y	1620	LUT	C15-C35-C34	-2.05	119.27	123.47
30	B	846	BCR	C2-C1-C6	2.05	113.64	110.48
30	B	848	BCR	C3-C4-C5	-2.05	110.41	114.08
32	8	625	LMU	C4B-C3B-C2B	2.05	114.41	110.82
36	Z	1622	XAT	C35-C34-C33	-2.05	124.38	127.31
35	W	1620	LUT	C28-C29-C30	-2.05	115.79	118.94
27	A	832	CLA	O2A-CGA-O1A	-2.05	118.41	123.59
27	B	828	CLA	CHB-C4A-NA	2.05	127.35	124.51
27	A	839	CLA	C5-C3-C2	2.05	125.27	121.12
30	J	102	BCR	C16-C17-C18	-2.05	124.38	127.31
27	a	602	CLA	CHD-C1D-ND	-2.05	122.57	124.45
27	B	832	CLA	O2A-CGA-O1A	-2.05	118.42	123.59
33	J	104	LMG	O8-C28-O10	-2.05	118.42	123.59
30	A	856	BCR	C38-C26-C27	2.05	117.55	113.62
27	O	2001	CLA	CHD-C1D-ND	-2.05	122.57	124.45
27	1	602	CLA	O1D-CGD-CBD	2.05	128.67	124.48
27	7	603	CLA	CHD-C1D-ND	-2.05	122.57	124.45
30	B	847	BCR	C7-C8-C9	-2.04	123.14	126.23
27	5	608	CLA	O2A-CGA-O1A	-2.04	118.43	123.59
35	5	620	LUT	C39-C29-C28	2.04	121.30	118.08
27	A	806	CLA	O1D-CGD-CBD	2.04	128.67	124.48
27	Z	613	CLA	O2A-CGA-O1A	-2.04	118.43	123.59
27	8	616	CLA	CHB-C4A-NA	2.04	127.34	124.51
27	B	814	CLA	C1-C2-C3	-2.04	122.51	126.04
38	Z	606	CHL	CED-O2D-CGD	2.04	120.56	115.94
35	X	1620	LUT	C15-C35-C34	-2.04	119.29	123.47
27	V	612	CLA	O2A-CGA-O1A	-2.04	118.21	123.30
27	A	835	CLA	CMB-C2B-C3B	2.04	128.50	124.68
37	Y	1623	NEX	C17-C1-C6	-2.04	108.64	110.47

Continued on next page...

Continued from previous page...

Mol	Chain	Res	Type	Atoms	Z	Observed(°)	Ideal(°)
36	3	619	XAT	C28-C29-C30	-2.04	115.81	118.94
37	W	1623	NEX	C15-C35-C34	-2.04	119.29	123.47
27	9	601	CLA	O2A-CGA-O1A	-2.04	118.21	123.30
30	B	849	BCR	C33-C5-C6	-2.04	122.24	124.53
27	A	819	CLA	O2A-CGA-O1A	-2.04	118.44	123.59
38	W	605	CHL	O1D-CGD-CBD	-2.04	120.31	124.48
27	B	820	CLA	O2A-CGA-O1A	-2.04	118.44	123.59
29	B	854	LHG	C6-C5-C4	-2.04	106.96	111.79
35	3	618	LUT	C30-C31-C32	-2.04	116.85	123.22
30	B	849	BCR	C29-C28-C27	-2.04	106.82	111.38
27	B	812	CLA	O2D-CGD-CBD	2.04	114.89	111.27
27	A	854	CLA	CMD-C2D-C3D	2.04	132.30	127.61
36	3	619	XAT	O4-C5-C6	-2.04	57.27	58.96
35	6	619	LUT	C28-C29-C30	-2.04	115.81	118.94
27	A	838	CLA	CHD-C1D-ND	-2.04	122.58	124.45
33	V	2631	LMG	C8-O7-C10	-2.04	112.78	117.79
27	A	825	CLA	O1D-CGD-CBD	2.04	128.65	124.48
27	J	101	CLA	O2D-CGD-CBD	2.04	114.89	111.27
27	B	841	CLA	CHB-C4A-NA	2.03	127.33	124.51
35	8	619	LUT	C18-C5-C4	2.03	118.12	114.36
27	Z	613	CLA	CHD-C1D-ND	-2.03	122.58	124.45
36	5	621	XAT	C32-C33-C34	-2.03	115.82	118.94
30	B	843	BCR	C7-C6-C5	2.03	126.39	121.46
27	2	603	CLA	CHB-C4A-NA	2.03	127.33	124.51
35	a	617	LUT	C8-C9-C10	-2.03	115.82	118.94
27	B	828	CLA	O2A-CGA-O1A	-2.03	118.46	123.59
37	X	1623	NEX	O24-C25-C26	-2.03	57.28	58.96
35	Y	1620	LUT	C35-C34-C33	-2.03	124.41	127.31
27	Y	613	CLA	O2A-CGA-O1A	-2.03	118.47	123.59
30	4	621	BCR	C37-C22-C21	-2.03	120.08	122.92
28	B	842	PQN	C11-C3-C4	-2.03	116.33	118.50
27	B	840	CLA	CHD-C1D-ND	-2.03	122.59	124.45
38	V	607	CHL	C1C-C2C-C3C	-2.03	105.50	107.11
30	B	845	BCR	C11-C12-C13	-2.03	120.71	126.42
35	U	1620	LUT	C35-C34-C33	-2.03	124.41	127.31
30	K	202	BCR	C32-C1-C6	-2.03	107.01	110.30
30	B	853	BCR	C38-C26-C25	-2.03	122.25	124.53
30	4	621	BCR	C4-C5-C6	-2.03	119.78	122.73
27	a	602	CLA	O1D-CGD-CBD	2.03	128.63	124.48
38	Z	605	CHL	CED-O2D-CGD	2.03	120.53	115.94
27	Y	614	CLA	O2A-CGA-O1A	-2.03	118.47	123.59
38	W	609	CHL	CHB-C4A-NA	2.03	127.32	124.51

Continued on next page...

Continued from previous page...

Mol	Chain	Res	Type	Atoms	Z	Observed(°)	Ideal(°)
27	B	823	CLA	O2A-CGA-O1A	-2.03	118.25	123.30
27	B	828	CLA	CHD-C1D-ND	-2.03	122.59	124.45
27	3	607	CLA	O2A-CGA-O1A	-2.03	118.48	123.59
27	6	604	CLA	O2D-CGD-CBD	2.03	114.87	111.27
30	B	843	BCR	C15-C14-C13	-2.03	124.42	127.31
27	5	619	CLA	CHA-C1A-NA	-2.03	121.76	126.40
30	3	621	BCR	C15-C14-C13	-2.02	124.42	127.31
36	5	621	XAT	C18-C5-C4	2.02	116.56	114.28
36	8	620	XAT	C30-C31-C32	-2.02	116.90	123.22
35	4	619	LUT	C40-C33-C32	2.02	121.27	118.08
36	9	620	XAT	C15-C14-C13	-2.02	124.42	127.31
29	3	624	LHG	O8-C23-C24	2.02	118.26	111.91
38	Z	605	CHL	C3C-C4C-NC	2.02	112.84	110.57
35	Z	1621	LUT	C15-C35-C34	-2.02	119.33	123.47
30	A	849	BCR	C8-C9-C10	-2.02	115.84	118.94
30	7	621	BCR	C11-C12-C13	-2.02	120.73	126.42
27	A	818	CLA	O2A-CGA-O1A	-2.02	118.49	123.59
30	7	623	BCR	C37-C22-C21	-2.02	120.09	122.92
27	A	843	CLA	C1-C2-C3	-2.02	122.54	126.04
38	Y	608	CHL	O2D-CGD-O1D	-2.02	119.88	123.84
27	B	808	CLA	CMB-C2B-C3B	2.02	128.46	124.68
36	7	620	XAT	C20-C13-C12	2.02	121.26	118.08
27	A	807	CLA	CHD-C1D-ND	-2.02	122.60	124.45
35	Z	1620	LUT	C30-C31-C32	-2.02	116.91	123.22
27	4	601	CLA	C1-C2-C3	-2.02	122.55	126.04
27	7	611	CLA	O1D-CGD-CBD	2.02	128.62	124.48
30	B	846	BCR	C36-C18-C17	-2.02	120.09	122.92
27	1	603	CLA	C4-C3-C2	-2.02	118.50	123.68
27	6	612	CLA	CHD-C1D-ND	-2.02	122.60	124.45
27	4	614	CLA	O2A-CGA-O1A	-2.02	118.50	123.59
35	W	1621	LUT	C31-C30-C29	-2.02	124.43	127.31
27	5	617	CLA	O2A-CGA-O1A	-2.02	118.50	123.59
27	3	613	CLA	C5-C3-C2	2.02	125.20	121.12
36	4	620	XAT	C19-C9-C8	2.02	121.26	118.08
38	X	605	CHL	C3D-C2D-C1D	-2.02	103.08	105.83
27	3	609	CLA	O2A-CGA-O1A	-2.02	118.50	123.59
37	X	1623	NEX	C17-C1-C6	-2.02	108.67	110.47
27	B	825	CLA	O1D-CGD-CBD	2.02	128.61	124.48
27	5	603	CLA	CBC-CAC-C3C	-2.02	106.87	112.43
27	X	613	CLA	O2A-CGA-O1A	-2.02	118.50	123.59
27	7	610	CLA	O2A-CGA-O1A	-2.02	118.50	123.59
36	4	620	XAT	C39-C29-C28	2.02	121.25	118.08

Continued on next page...

Continued from previous page...

Mol	Chain	Res	Type	Atoms	Z	Observed(°)	Ideal(°)
27	a	608	CLA	O2A-CGA-O1A	-2.02	118.27	123.30
27	9	614	CLA	O2A-CGA-O1A	-2.02	118.28	123.30
27	A	822	CLA	O2A-C1-C2	-2.02	103.34	108.64
38	X	609	CHL	C2A-C1A-CHA	-2.02	120.33	123.86
30	4	621	BCR	C30-C25-C24	2.02	121.48	115.78
36	7	620	XAT	C30-C31-C32	-2.01	116.93	123.22
30	L	305	BCR	C4-C5-C6	-2.01	119.81	122.73
27	5	610	CLA	CHD-C1D-ND	-2.01	122.60	124.45
27	5	601	CLA	CAA-C2A-C3A	-2.01	107.27	112.78
38	Y	608	CHL	C3D-C2D-C1D	-2.01	103.09	105.83
27	V	602	CLA	O2A-CGA-O1A	-2.01	118.52	123.59
38	U	605	CHL	O1D-CGD-CBD	-2.01	120.37	124.48
27	B	840	CLA	C2D-C1D-ND	-2.01	108.62	110.10
38	U	607	CHL	CMD-C2D-C3D	2.01	132.24	127.61
36	4	620	XAT	C27-C28-C29	-2.01	122.41	125.53
30	J	102	BCR	C32-C1-C6	-2.01	107.04	110.30
30	7	621	BCR	C33-C5-C4	2.01	117.48	113.62
27	G	204	CLA	O1D-CGD-CBD	2.01	128.60	124.48
27	W	604	CLA	O1D-CGD-CBD	2.01	128.60	124.48
27	3	603	CLA	O2A-CGA-O1A	-2.01	118.52	123.59
27	1	608	CLA	O2A-CGA-O1A	-2.01	118.30	123.30
27	W	614	CLA	O2A-CGA-O1A	-2.01	118.30	123.30
38	W	608	CHL	O2D-CGD-O1D	-2.01	119.91	123.84
27	a	603	CLA	C4-C3-C2	-2.01	118.53	123.68
27	L	303	CLA	O2A-CGA-O1A	-2.01	118.53	123.59
27	2	613	CLA	O2A-CGA-O1A	-2.01	118.53	123.59
27	6	601	CLA	C6-C5-C3	-2.01	108.19	113.45
29	1	620	LHG	C5-O7-C7	-2.01	112.85	117.79
27	4	601	CLA	O2A-CGA-O1A	-2.01	118.53	123.59
27	9	614	CLA	O2D-CGD-CBD	2.00	114.83	111.27
27	A	834	CLA	CHD-C1D-ND	-2.00	122.61	124.45
27	a	610	CLA	CHD-C1D-ND	-2.00	122.61	124.45
27	O	2001	CLA	CHB-C4A-NA	2.00	127.28	124.51
27	5	614	CLA	O2A-CGA-O1A	-2.00	118.31	123.30
27	A	829	CLA	CHD-C1D-ND	-2.00	122.61	124.45
27	4	614	CLA	C4-C3-C2	-2.00	118.54	123.68
30	B	845	BCR	C8-C7-C6	-2.00	121.58	127.20
37	V	1623	NEX	O24-C25-C26	-2.00	57.30	58.96
27	7	606	CLA	CHB-C4A-NA	2.00	127.28	124.51
27	V	612	CLA	O1D-CGD-CBD	2.00	128.58	124.48
27	6	603	CLA	CHD-C1D-ND	-2.00	122.62	124.45
30	B	843	BCR	C15-C16-C17	-2.00	119.38	123.47

All (379) chirality outliers are listed below:

Mol	Chain	Res	Type	Atom
27	A	801	CLA	ND
27	A	802	CLA	ND
27	A	803	CLA	ND
27	A	804	CLA	ND
27	A	806	CLA	ND
27	A	807	CLA	ND
27	A	809	CLA	ND
27	A	810	CLA	ND
27	A	811	CLA	ND
27	A	812	CLA	ND
27	A	813	CLA	ND
27	A	814	CLA	ND
27	A	815	CLA	ND
27	A	816	CLA	ND
27	A	819	CLA	ND
27	A	820	CLA	ND
27	A	821	CLA	ND
27	A	822	CLA	ND
27	A	823	CLA	ND
27	A	824	CLA	ND
27	A	825	CLA	ND
27	A	826	CLA	ND
27	A	827	CLA	ND
27	A	828	CLA	ND
27	A	829	CLA	ND
27	A	830	CLA	ND
27	A	831	CLA	ND
27	A	832	CLA	ND
27	A	833	CLA	ND
27	A	834	CLA	ND
27	A	836	CLA	ND
27	A	838	CLA	ND
27	A	839	CLA	ND
27	A	841	CLA	ND
27	A	842	CLA	ND
27	A	843	CLA	ND
27	A	845	CLA	ND
27	A	854	CLA	ND
27	B	802	CLA	ND
27	B	803	CLA	ND
27	B	804	CLA	ND
27	B	805	CLA	ND

Continued on next page...

Continued from previous page...

Mol	Chain	Res	Type	Atom
27	B	806	CLA	ND
27	B	808	CLA	ND
27	B	809	CLA	ND
27	B	810	CLA	ND
27	B	811	CLA	ND
27	B	812	CLA	ND
27	B	813	CLA	ND
27	B	814	CLA	ND
27	B	815	CLA	ND
27	B	816	CLA	ND
27	B	817	CLA	ND
27	B	819	CLA	ND
27	B	820	CLA	ND
27	B	821	CLA	ND
27	B	823	CLA	ND
27	B	824	CLA	ND
27	B	826	CLA	ND
27	B	827	CLA	ND
27	B	828	CLA	ND
27	B	829	CLA	ND
27	B	830	CLA	ND
27	B	831	CLA	ND
27	B	833	CLA	ND
27	B	834	CLA	ND
27	B	835	CLA	ND
27	B	836	CLA	ND
27	B	839	CLA	ND
27	B	840	CLA	ND
27	B	841	CLA	ND
27	F	301	CLA	ND
27	G	203	CLA	ND
27	G	204	CLA	ND
27	H	202	CLA	ND
27	J	101	CLA	ND
27	K	201	CLA	ND
27	K	204	CLA	ND
27	K	206	CLA	ND
27	L	302	CLA	ND
27	L	304	CLA	ND
27	L	306	CLA	ND
27	L	307	CLA	ND
27	O	2001	CLA	ND

Continued on next page...

Continued from previous page...

Mol	Chain	Res	Type	Atom
27	O	2002	CLA	ND
27	O	2003	CLA	ND
27	a	602	CLA	ND
27	a	603	CLA	ND
27	a	604	CLA	ND
27	a	606	CLA	ND
27	a	607	CLA	ND
27	a	608	CLA	ND
27	a	609	CLA	ND
27	a	610	CLA	ND
27	a	611	CLA	ND
27	a	612	CLA	ND
27	a	613	CLA	ND
27	a	614	CLA	ND
27	a	616	CLA	ND
27	1	602	CLA	ND
27	1	603	CLA	ND
27	1	604	CLA	ND
27	1	606	CLA	ND
27	1	607	CLA	ND
27	1	608	CLA	ND
27	1	609	CLA	ND
27	1	610	CLA	ND
27	1	611	CLA	ND
27	1	612	CLA	ND
27	1	613	CLA	ND
27	1	614	CLA	ND
27	1	616	CLA	ND
27	2	601	CLA	ND
27	2	602	CLA	ND
27	2	603	CLA	ND
27	2	604	CLA	ND
27	2	606	CLA	ND
27	2	607	CLA	ND
27	2	609	CLA	ND
27	2	610	CLA	ND
27	2	611	CLA	ND
27	2	612	CLA	ND
27	2	613	CLA	ND
27	2	614	CLA	ND
27	2	616	CLA	ND
27	3	602	CLA	ND

Continued on next page...

Continued from previous page...

Mol	Chain	Res	Type	Atom
27	3	603	CLA	ND
27	3	604	CLA	ND
27	3	606	CLA	ND
27	3	607	CLA	ND
27	3	608	CLA	ND
27	3	609	CLA	ND
27	3	610	CLA	ND
27	3	611	CLA	ND
27	3	612	CLA	ND
27	3	613	CLA	ND
27	3	614	CLA	ND
27	3	615	CLA	ND
27	3	617	CLA	ND
27	4	601	CLA	ND
27	4	602	CLA	ND
27	4	603	CLA	ND
27	4	604	CLA	ND
27	4	606	CLA	ND
27	4	607	CLA	ND
27	4	608	CLA	ND
27	4	609	CLA	ND
27	4	610	CLA	ND
27	4	611	CLA	ND
27	4	612	CLA	ND
27	4	613	CLA	ND
27	4	614	CLA	ND
27	4	616	CLA	ND
27	4	618	CLA	ND
27	5	601	CLA	ND
27	5	603	CLA	ND
27	5	604	CLA	ND
27	5	607	CLA	ND
27	5	608	CLA	ND
27	5	609	CLA	ND
27	5	610	CLA	ND
27	5	611	CLA	ND
27	5	612	CLA	ND
27	5	613	CLA	ND
27	5	614	CLA	ND
27	5	616	CLA	ND
27	5	617	CLA	ND
27	5	618	CLA	ND

Continued on next page...

Continued from previous page...

Mol	Chain	Res	Type	Atom
27	5	619	CLA	ND
27	6	601	CLA	ND
27	6	602	CLA	ND
27	6	603	CLA	ND
27	6	606	CLA	ND
27	6	607	CLA	ND
27	6	608	CLA	ND
27	6	609	CLA	ND
27	6	610	CLA	ND
27	6	611	CLA	ND
27	6	612	CLA	ND
27	6	613	CLA	ND
27	6	614	CLA	ND
27	6	616	CLA	ND
27	6	617	CLA	ND
27	6	618	CLA	ND
27	6	620	CLA	ND
27	7	601	CLA	ND
27	7	602	CLA	ND
27	7	603	CLA	ND
27	7	604	CLA	ND
27	7	607	CLA	ND
27	7	608	CLA	ND
27	7	609	CLA	ND
27	7	610	CLA	ND
27	7	611	CLA	ND
27	7	612	CLA	ND
27	7	613	CLA	ND
27	7	614	CLA	ND
27	7	615	CLA	ND
27	7	616	CLA	ND
27	8	601	CLA	ND
27	8	602	CLA	ND
27	8	603	CLA	ND
27	8	604	CLA	ND
27	8	606	CLA	ND
27	8	607	CLA	ND
27	8	608	CLA	ND
27	8	609	CLA	ND
27	8	610	CLA	ND
27	8	611	CLA	ND
27	8	612	CLA	ND

Continued on next page...

Continued from previous page...

Mol	Chain	Res	Type	Atom
27	8	613	CLA	ND
27	8	614	CLA	ND
27	8	616	CLA	ND
27	9	601	CLA	ND
27	9	603	CLA	ND
27	9	604	CLA	ND
27	9	606	CLA	ND
27	9	609	CLA	ND
27	9	610	CLA	ND
27	9	611	CLA	ND
27	9	612	CLA	ND
27	9	613	CLA	ND
27	9	614	CLA	ND
27	X	602	CLA	ND
27	X	603	CLA	ND
27	X	604	CLA	ND
27	X	610	CLA	ND
27	X	611	CLA	ND
27	X	612	CLA	ND
27	X	613	CLA	ND
27	X	614	CLA	ND
27	Y	602	CLA	ND
27	Y	603	CLA	ND
27	Y	604	CLA	ND
27	Y	610	CLA	ND
27	Y	611	CLA	ND
27	Y	612	CLA	ND
27	Y	613	CLA	ND
27	Y	614	CLA	ND
27	Z	602	CLA	ND
27	Z	603	CLA	ND
27	Z	604	CLA	ND
27	Z	610	CLA	ND
27	Z	611	CLA	ND
27	Z	612	CLA	ND
27	Z	613	CLA	ND
27	Z	614	CLA	ND
27	U	602	CLA	ND
27	U	603	CLA	ND
27	U	604	CLA	ND
27	U	610	CLA	ND
27	U	611	CLA	ND

Continued on next page...

Continued from previous page...

Mol	Chain	Res	Type	Atom
27	U	612	CLA	ND
27	U	613	CLA	ND
27	U	614	CLA	ND
27	V	602	CLA	ND
27	V	603	CLA	ND
27	V	604	CLA	ND
27	V	610	CLA	ND
27	V	611	CLA	ND
27	V	612	CLA	ND
27	V	613	CLA	ND
27	V	614	CLA	ND
27	W	602	CLA	ND
27	W	603	CLA	ND
27	W	604	CLA	ND
27	W	610	CLA	ND
27	W	611	CLA	ND
27	W	612	CLA	ND
27	W	613	CLA	ND
27	W	614	CLA	ND
38	X	601	CHL	NA
38	X	601	CHL	ND
38	X	601	CHL	NC
38	X	605	CHL	NA
38	X	605	CHL	ND
38	X	605	CHL	NC
38	X	606	CHL	NA
38	X	606	CHL	ND
38	X	606	CHL	NC
38	X	607	CHL	NA
38	X	607	CHL	ND
38	X	607	CHL	NC
38	X	608	CHL	NA
38	X	608	CHL	ND
38	X	608	CHL	NC
38	X	609	CHL	NA
38	X	609	CHL	ND
38	X	609	CHL	NC
38	Y	601	CHL	NA
38	Y	601	CHL	ND
38	Y	601	CHL	NC
38	Y	605	CHL	NA
38	Y	605	CHL	ND

Continued on next page...

Continued from previous page...

Mol	Chain	Res	Type	Atom
38	Y	605	CHL	NC
38	Y	606	CHL	NA
38	Y	606	CHL	ND
38	Y	606	CHL	NC
38	Y	607	CHL	NA
38	Y	607	CHL	ND
38	Y	607	CHL	NC
38	Y	608	CHL	NA
38	Y	608	CHL	ND
38	Y	608	CHL	NC
38	Y	609	CHL	NA
38	Y	609	CHL	ND
38	Y	609	CHL	NC
38	Z	601	CHL	NA
38	Z	601	CHL	ND
38	Z	601	CHL	NC
38	Z	605	CHL	NA
38	Z	605	CHL	ND
38	Z	605	CHL	NC
38	Z	606	CHL	NA
38	Z	606	CHL	ND
38	Z	606	CHL	NC
38	Z	607	CHL	NA
38	Z	607	CHL	ND
38	Z	607	CHL	NC
38	Z	608	CHL	NA
38	Z	608	CHL	ND
38	Z	608	CHL	NC
38	Z	609	CHL	NA
38	Z	609	CHL	ND
38	Z	609	CHL	NC
38	U	601	CHL	NA
38	U	601	CHL	ND
38	U	601	CHL	NC
38	U	605	CHL	NA
38	U	605	CHL	ND
38	U	605	CHL	NC
38	U	606	CHL	NA
38	U	606	CHL	ND
38	U	606	CHL	NC
38	U	607	CHL	NA
38	U	607	CHL	ND

Continued on next page...

Continued from previous page...

Mol	Chain	Res	Type	Atom
38	U	607	CHL	NC
38	U	608	CHL	NA
38	U	608	CHL	ND
38	U	608	CHL	NC
38	U	609	CHL	NA
38	U	609	CHL	ND
38	U	609	CHL	NC
38	V	601	CHL	NA
38	V	601	CHL	ND
38	V	601	CHL	NC
38	V	605	CHL	NA
38	V	605	CHL	ND
38	V	605	CHL	NC
38	V	606	CHL	NA
38	V	606	CHL	ND
38	V	606	CHL	NC
38	V	607	CHL	NA
38	V	607	CHL	ND
38	V	607	CHL	NC
38	V	608	CHL	NA
38	V	608	CHL	ND
38	V	608	CHL	NC
38	V	609	CHL	NA
38	V	609	CHL	ND
38	V	609	CHL	NC
38	W	601	CHL	NA
38	W	601	CHL	ND
38	W	601	CHL	NC
38	W	605	CHL	NA
38	W	605	CHL	ND
38	W	605	CHL	NC
38	W	606	CHL	NA
38	W	606	CHL	ND
38	W	606	CHL	NC
38	W	607	CHL	NA
38	W	607	CHL	ND
38	W	607	CHL	NC
38	W	608	CHL	NA
38	W	608	CHL	ND
38	W	608	CHL	NC
38	W	609	CHL	NA
38	W	609	CHL	ND

Continued on next page...

Continued from previous page...

Mol	Chain	Res	Type	Atom
38	W	609	CHL	NC

All (3214) torsion outliers are listed below:

Mol	Chain	Res	Type	Atoms
27	A	801	CLA	CBD-CGD-O2D-CED
27	A	801	CLA	O1D-CGD-O2D-CED
27	A	804	CLA	C1A-C2A-CAA-CBA
27	A	804	CLA	C3A-C2A-CAA-CBA
27	A	805	CLA	C3A-C2A-CAA-CBA
27	A	806	CLA	C1A-C2A-CAA-CBA
27	A	806	CLA	CHA-CBD-CGD-O1D
27	A	806	CLA	CHA-CBD-CGD-O2D
27	A	806	CLA	CAD-CBD-CGD-O1D
27	A	810	CLA	C1A-C2A-CAA-CBA
27	A	812	CLA	C1A-C2A-CAA-CBA
27	A	815	CLA	CBD-CGD-O2D-CED
27	A	816	CLA	C1A-C2A-CAA-CBA
27	A	816	CLA	C3A-C2A-CAA-CBA
27	A	819	CLA	C1A-C2A-CAA-CBA
27	A	819	CLA	C3A-C2A-CAA-CBA
27	A	820	CLA	C3A-C2A-CAA-CBA
27	A	821	CLA	C1A-C2A-CAA-CBA
27	A	821	CLA	C3A-C2A-CAA-CBA
27	A	822	CLA	C2A-CAA-CBA-CGA
27	A	825	CLA	C1A-C2A-CAA-CBA
27	A	825	CLA	C3A-C2A-CAA-CBA
27	A	833	CLA	C1A-C2A-CAA-CBA
27	A	835	CLA	CHA-CBD-CGD-O2D
27	A	837	CLA	CHA-CBD-CGD-O1D
27	A	837	CLA	CHA-CBD-CGD-O2D
27	A	840	CLA	CHA-CBD-CGD-O1D
27	A	840	CLA	CHA-CBD-CGD-O2D
27	A	841	CLA	C1A-C2A-CAA-CBA
27	B	802	CLA	CHA-CBD-CGD-O1D
27	B	802	CLA	CHA-CBD-CGD-O2D
27	B	802	CLA	CBD-CGD-O2D-CED
27	B	803	CLA	C3A-C2A-CAA-CBA
27	B	803	CLA	CBD-CGD-O2D-CED
27	B	805	CLA	C3A-C2A-CAA-CBA
27	B	809	CLA	C1A-C2A-CAA-CBA
27	B	810	CLA	C1A-C2A-CAA-CBA

Continued on next page...

Continued from previous page...

Mol	Chain	Res	Type	Atoms
27	B	818	CLA	C3A-C2A-CAA-CBA
27	B	822	CLA	C1A-C2A-CAA-CBA
27	B	823	CLA	CHA-CBD-CGD-O1D
27	B	823	CLA	CHA-CBD-CGD-O2D
27	B	827	CLA	CBD-CGD-O2D-CED
27	B	828	CLA	C14-C13-C15-C16
27	B	829	CLA	C1A-C2A-CAA-CBA
27	B	830	CLA	C1A-C2A-CAA-CBA
27	B	830	CLA	C3A-C2A-CAA-CBA
27	B	835	CLA	CBD-CGD-O2D-CED
27	F	301	CLA	CBD-CGD-O2D-CED
27	F	303	CLA	C1A-C2A-CAA-CBA
27	F	303	CLA	C3A-C2A-CAA-CBA
27	F	303	CLA	CBD-CGD-O2D-CED
27	G	203	CLA	CBD-CGD-O2D-CED
27	G	204	CLA	CBD-CGD-O2D-CED
27	H	203	CLA	C1A-C2A-CAA-CBA
27	J	101	CLA	C1A-C2A-CAA-CBA
27	K	203	CLA	C1A-C2A-CAA-CBA
27	O	2001	CLA	CHA-CBD-CGD-O2D
27	O	2003	CLA	C1A-C2A-CAA-CBA
27	a	606	CLA	CHA-CBD-CGD-O2D
27	a	606	CLA	CAD-CBD-CGD-O2D
27	a	607	CLA	CBD-CGD-O2D-CED
27	a	613	CLA	CHA-CBD-CGD-O1D
27	a	613	CLA	CHA-CBD-CGD-O2D
27	a	614	CLA	C1A-C2A-CAA-CBA
27	1	606	CLA	CHA-CBD-CGD-O2D
27	1	606	CLA	CAD-CBD-CGD-O2D
27	1	613	CLA	CHA-CBD-CGD-O1D
27	1	613	CLA	CHA-CBD-CGD-O2D
27	2	601	CLA	CHA-CBD-CGD-O2D
27	2	601	CLA	C6-C7-C8-C9
27	2	604	CLA	CBD-CGD-O2D-CED
27	2	609	CLA	C1A-C2A-CAA-CBA
27	2	611	CLA	C1A-C2A-CAA-CBA
27	3	603	CLA	CBD-CGD-O2D-CED
27	3	606	CLA	CHA-CBD-CGD-O2D
27	3	609	CLA	C3A-C2A-CAA-CBA
27	3	610	CLA	C1A-C2A-CAA-CBA
27	3	610	CLA	C3A-C2A-CAA-CBA
27	3	611	CLA	CHA-CBD-CGD-O2D

Continued on next page...

Continued from previous page...

Mol	Chain	Res	Type	Atoms
27	3	615	CLA	C1A-C2A-CAA-CBA
27	4	601	CLA	C3A-C2A-CAA-CBA
27	4	606	CLA	C1A-C2A-CAA-CBA
27	4	606	CLA	C3A-C2A-CAA-CBA
27	4	609	CLA	O1A-CGA-O2A-C1
27	4	611	CLA	C1A-C2A-CAA-CBA
27	4	612	CLA	C1A-C2A-CAA-CBA
27	4	612	CLA	C3A-C2A-CAA-CBA
27	4	613	CLA	CHA-CBD-CGD-O1D
27	4	613	CLA	CHA-CBD-CGD-O2D
27	4	616	CLA	CHA-CBD-CGD-O1D
27	4	616	CLA	CHA-CBD-CGD-O2D
27	4	616	CLA	CAD-CBD-CGD-O1D
27	4	618	CLA	C1A-C2A-CAA-CBA
27	4	618	CLA	C3A-C2A-CAA-CBA
27	5	602	CLA	CHA-CBD-CGD-O1D
27	5	602	CLA	CHA-CBD-CGD-O2D
27	5	604	CLA	CHA-CBD-CGD-O1D
27	5	604	CLA	CHA-CBD-CGD-O2D
27	5	608	CLA	C1A-C2A-CAA-CBA
27	5	608	CLA	C3A-C2A-CAA-CBA
27	5	609	CLA	C1A-C2A-CAA-CBA
27	5	609	CLA	C3A-C2A-CAA-CBA
27	5	609	CLA	C6-C7-C8-C9
27	5	611	CLA	C1A-C2A-CAA-CBA
27	5	611	CLA	C3A-C2A-CAA-CBA
27	5	611	CLA	CHA-CBD-CGD-O1D
27	5	611	CLA	CHA-CBD-CGD-O2D
27	5	612	CLA	C1A-C2A-CAA-CBA
27	5	612	CLA	C3A-C2A-CAA-CBA
27	5	614	CLA	C1A-C2A-CAA-CBA
27	5	614	CLA	C3A-C2A-CAA-CBA
27	5	614	CLA	CBD-CGD-O2D-CED
27	5	617	CLA	CBD-CGD-O2D-CED
27	5	619	CLA	CHA-CBD-CGD-O2D
27	6	601	CLA	CHA-CBD-CGD-O1D
27	6	601	CLA	CHA-CBD-CGD-O2D
27	6	601	CLA	CAD-CBD-CGD-O1D
27	6	604	CLA	CHA-CBD-CGD-O1D
27	6	604	CLA	CHA-CBD-CGD-O2D
27	6	609	CLA	C1A-C2A-CAA-CBA
27	6	611	CLA	C1A-C2A-CAA-CBA

Continued on next page...

Continued from previous page...

Mol	Chain	Res	Type	Atoms
27	6	611	CLA	C3A-C2A-CAA-CBA
27	6	612	CLA	C1A-C2A-CAA-CBA
27	6	612	CLA	C3A-C2A-CAA-CBA
27	6	616	CLA	CHA-CBD-CGD-O1D
27	6	616	CLA	CHA-CBD-CGD-O2D
27	6	617	CLA	C1A-C2A-CAA-CBA
27	6	617	CLA	C3A-C2A-CAA-CBA
27	6	617	CLA	CBD-CGD-O2D-CED
27	6	620	CLA	C1A-C2A-CAA-CBA
27	6	620	CLA	C3A-C2A-CAA-CBA
27	7	606	CLA	C1A-C2A-CAA-CBA
27	7	606	CLA	C3A-C2A-CAA-CBA
27	7	609	CLA	C1A-C2A-CAA-CBA
27	7	609	CLA	CAD-CBD-CGD-O2D
27	7	612	CLA	CBD-CGD-O2D-CED
27	7	613	CLA	CHA-CBD-CGD-O1D
27	7	613	CLA	CHA-CBD-CGD-O2D
27	7	614	CLA	C1A-C2A-CAA-CBA
27	7	614	CLA	CHA-CBD-CGD-O1D
27	7	614	CLA	CHA-CBD-CGD-O2D
27	7	615	CLA	CAD-CBD-CGD-O2D
27	8	607	CLA	C1A-C2A-CAA-CBA
27	8	607	CLA	C3A-C2A-CAA-CBA
27	8	607	CLA	CBD-CGD-O2D-CED
27	8	609	CLA	C1A-C2A-CAA-CBA
27	8	609	CLA	C3A-C2A-CAA-CBA
27	8	610	CLA	C4-C3-C5-C6
27	8	611	CLA	C1A-C2A-CAA-CBA
27	8	612	CLA	C1A-C2A-CAA-CBA
27	8	612	CLA	C3A-C2A-CAA-CBA
27	8	614	CLA	C1A-C2A-CAA-CBA
27	8	614	CLA	CHA-CBD-CGD-O1D
27	8	614	CLA	CHA-CBD-CGD-O2D
27	9	610	CLA	CHA-CBD-CGD-O1D
27	9	610	CLA	CHA-CBD-CGD-O2D
27	9	611	CLA	C1A-C2A-CAA-CBA
27	9	611	CLA	CHA-CBD-CGD-O1D
27	9	611	CLA	CHA-CBD-CGD-O2D
27	9	612	CLA	C1A-C2A-CAA-CBA
27	9	612	CLA	C3A-C2A-CAA-CBA
27	9	613	CLA	CHA-CBD-CGD-O1D
27	9	613	CLA	CHA-CBD-CGD-O2D

Continued on next page...

Continued from previous page...

Mol	Chain	Res	Type	Atoms
27	X	610	CLA	CBD-CGD-O2D-CED
27	X	611	CLA	C1A-C2A-CAA-CBA
27	X	611	CLA	C3A-C2A-CAA-CBA
27	X	611	CLA	CHA-CBD-CGD-O1D
27	X	611	CLA	CHA-CBD-CGD-O2D
27	X	613	CLA	CHA-CBD-CGD-O1D
27	X	613	CLA	CHA-CBD-CGD-O2D
27	X	614	CLA	CBD-CGD-O2D-CED
27	Y	610	CLA	CBD-CGD-O2D-CED
27	Y	611	CLA	C1A-C2A-CAA-CBA
27	Y	611	CLA	C3A-C2A-CAA-CBA
27	Y	611	CLA	CHA-CBD-CGD-O1D
27	Y	611	CLA	CHA-CBD-CGD-O2D
27	Y	613	CLA	CHA-CBD-CGD-O1D
27	Y	613	CLA	CHA-CBD-CGD-O2D
27	Y	614	CLA	CBD-CGD-O2D-CED
27	U	610	CLA	CBD-CGD-O2D-CED
27	U	611	CLA	C1A-C2A-CAA-CBA
27	U	611	CLA	C3A-C2A-CAA-CBA
27	U	611	CLA	CHA-CBD-CGD-O1D
27	U	611	CLA	CHA-CBD-CGD-O2D
27	U	614	CLA	CBD-CGD-O2D-CED
27	V	604	CLA	CBD-CGD-O2D-CED
27	V	611	CLA	CHA-CBD-CGD-O1D
27	V	611	CLA	CHA-CBD-CGD-O2D
27	V	611	CLA	CAD-CBD-CGD-O1D
27	V	613	CLA	CHA-CBD-CGD-O1D
27	V	613	CLA	CHA-CBD-CGD-O2D
27	W	610	CLA	CBD-CGD-O2D-CED
27	W	611	CLA	C1A-C2A-CAA-CBA
27	W	611	CLA	C3A-C2A-CAA-CBA
27	W	611	CLA	CHA-CBD-CGD-O1D
27	W	611	CLA	CHA-CBD-CGD-O2D
27	W	614	CLA	CBD-CGD-O2D-CED
28	A	844	PQN	C11-C12-C13-C14
29	A	846	LHG	C3-O3-P-O5
29	A	846	LHG	C4-O6-P-O4
29	A	847	LHG	C3-O3-P-O5
29	A	847	LHG	C4-O6-P-O4
29	B	851	LHG	C3-O3-P-O4
29	B	851	LHG	C3-O3-P-O5
29	B	854	LHG	C1-C2-C3-O3

Continued on next page...

Continued from previous page...

Mol	Chain	Res	Type	Atoms
29	B	854	LHG	C4-O6-P-O3
29	O	2631	LHG	C8-C7-O7-C5
29	2	622	LHG	C4-O6-P-O4
29	3	623	LHG	C4-O6-P-O4
29	3	624	LHG	C3-O3-P-O4
29	3	624	LHG	C3-O3-P-O5
29	3	624	LHG	C3-O3-P-O6
29	4	622	LHG	C3-O3-P-O4
29	4	622	LHG	C4-O6-P-O5
29	5	623	LHG	C3-O3-P-O6
29	5	623	LHG	C4-O6-P-O5
29	5	623	LHG	O7-C5-C6-O8
29	5	625	LHG	C3-O3-P-O5
29	5	625	LHG	C3-O3-P-O6
29	6	623	LHG	C3-O3-P-O6
29	6	623	LHG	C4-O6-P-O4
29	7	622	LHG	C1-C2-C3-O3
29	7	622	LHG	O2-C2-C3-O3
29	7	622	LHG	C3-O3-P-O4
29	7	622	LHG	C4-O6-P-O3
29	7	622	LHG	C4-O6-P-O4
29	7	622	LHG	C4-O6-P-O5
29	7	622	LHG	O7-C5-C6-O8
29	8	623	LHG	C3-O3-P-O5
29	8	623	LHG	C4-O6-P-O4
29	9	622	LHG	C3-O3-P-O5
29	9	622	LHG	C4-O6-P-O4
29	9	623	LHG	C4-O6-P-O4
29	9	623	LHG	C4-O6-P-O5
29	9	623	LHG	C8-C7-O7-C5
29	9	624	LHG	O1-C1-C2-C3
29	X	2630	LHG	C3-O3-P-O4
29	X	2630	LHG	C4-O6-P-O5
29	Y	2630	LHG	C3-O3-P-O4
29	Y	2630	LHG	C4-O6-P-O5
29	Z	2630	LHG	C4-O6-P-O4
29	U	2630	LHG	C3-O3-P-O4
29	U	2630	LHG	C4-O6-P-O5
29	W	2630	LHG	C3-O3-P-O4
29	W	2630	LHG	C4-O6-P-O5
30	A	849	BCR	C23-C24-C25-C26
30	A	850	BCR	C5-C6-C7-C8

Continued on next page...

Continued from previous page...

Mol	Chain	Res	Type	Atoms
30	A	851	BCR	C5-C6-C7-C8
30	A	856	BCR	C1-C6-C7-C8
30	A	856	BCR	C5-C6-C7-C8
30	B	801	BCR	C23-C24-C25-C26
30	B	844	BCR	C23-C24-C25-C26
30	B	844	BCR	C23-C24-C25-C30
30	B	845	BCR	C5-C6-C7-C8
30	B	847	BCR	C21-C22-C23-C24
30	B	847	BCR	C37-C22-C23-C24
30	B	848	BCR	C23-C24-C25-C26
30	B	849	BCR	C5-C6-C7-C8
30	J	102	BCR	C5-C6-C7-C8
30	K	202	BCR	C23-C24-C25-C26
30	K	202	BCR	C23-C24-C25-C30
30	L	301	BCR	C1-C6-C7-C8
30	L	301	BCR	C5-C6-C7-C8
30	L	305	BCR	C7-C8-C9-C10
30	L	305	BCR	C7-C8-C9-C34
30	O	2005	BCR	C21-C22-C23-C24
30	O	2005	BCR	C37-C22-C23-C24
30	a	619	BCR	C23-C24-C25-C26
30	a	619	BCR	C23-C24-C25-C30
30	1	619	BCR	C23-C24-C25-C26
30	1	619	BCR	C23-C24-C25-C30
30	2	623	BCR	C5-C6-C7-C8
30	3	620	BCR	C11-C12-C13-C14
30	3	620	BCR	C11-C12-C13-C35
30	3	622	BCR	C21-C22-C23-C24
30	4	621	BCR	C5-C6-C7-C8
30	4	621	BCR	C23-C24-C25-C26
30	4	621	BCR	C23-C24-C25-C30
30	5	622	BCR	C23-C24-C25-C26
30	5	622	BCR	C23-C24-C25-C30
30	7	621	BCR	C21-C22-C23-C24
30	7	621	BCR	C37-C22-C23-C24
30	7	623	BCR	C1-C6-C7-C8
30	7	623	BCR	C5-C6-C7-C8
30	8	621	BCR	C1-C6-C7-C8
30	8	621	BCR	C23-C24-C25-C26
30	8	621	BCR	C23-C24-C25-C30
30	9	621	BCR	C5-C6-C7-C8
32	A	858	LMU	C2-C1-O1'-C1'

Continued on next page...

Continued from previous page...

Mol	Chain	Res	Type	Atoms
32	K	208	LMU	C2'-C1'-O1'-C1
32	K	208	LMU	O5'-C1'-O1'-C1
32	5	628	LMU	O5'-C1'-O1'-C1
32	5	628	LMU	C2-C1-O1'-C1'
33	J	104	LMG	O10-C28-O8-C9
33	J	104	LMG	C29-C28-O8-C9
33	8	626	LMG	O9-C10-O7-C8
33	8	626	LMG	C11-C10-O7-C8
34	B	850	DGD	C2B-C1B-O2G-C2G
35	4	619	LUT	C1-C6-C7-C8
35	V	1621	LUT	C7-C8-C9-C10
37	Z	1623	NEX	O24-C26-C27-C28
37	V	1623	NEX	O24-C26-C27-C28
38	X	601	CHL	C3C-C2C-CMC-OMC
38	X	601	CHL	C4-C3-C5-C6
38	X	601	CHL	C6-C7-C8-C10
38	X	607	CHL	C1C-C2C-CMC-OMC
38	X	607	CHL	C3C-C2C-CMC-OMC
38	X	607	CHL	CBD-CGD-O2D-CED
38	X	608	CHL	C3C-C2C-CMC-OMC
38	X	608	CHL	CBD-CGD-O2D-CED
38	X	609	CHL	C1A-C2A-CAA-CBA
38	X	609	CHL	C3A-C2A-CAA-CBA
38	Y	601	CHL	C2-C3-C5-C6
38	Y	601	CHL	C4-C3-C5-C6
38	Y	607	CHL	C1C-C2C-CMC-OMC
38	Y	607	CHL	C3C-C2C-CMC-OMC
38	Y	607	CHL	CBD-CGD-O2D-CED
38	Y	609	CHL	C1A-C2A-CAA-CBA
38	Y	609	CHL	C3A-C2A-CAA-CBA
38	Z	601	CHL	C3C-C2C-CMC-OMC
38	Z	607	CHL	C1C-C2C-CMC-OMC
38	Z	607	CHL	C3C-C2C-CMC-OMC
38	Z	608	CHL	C2A-CAA-CBA-CGA
38	U	601	CHL	C2-C3-C5-C6
38	U	601	CHL	C4-C3-C5-C6
38	U	608	CHL	CBD-CGD-O2D-CED
38	U	609	CHL	C1A-C2A-CAA-CBA
38	V	607	CHL	C3A-C2A-CAA-CBA
38	V	609	CHL	C1A-C2A-CAA-CBA
38	V	609	CHL	C3C-C2C-CMC-OMC
38	W	601	CHL	C2-C3-C5-C6

Continued on next page...

Continued from previous page...

Mol	Chain	Res	Type	Atoms
38	W	601	CHL	C4-C3-C5-C6
38	W	601	CHL	C6-C7-C8-C10
38	W	607	CHL	C1C-C2C-CMC-OMC
38	W	607	CHL	C3C-C2C-CMC-OMC
38	W	607	CHL	CBD-CGD-O2D-CED
38	W	608	CHL	CBD-CGD-O2D-CED
38	W	609	CHL	C1A-C2A-CAA-CBA
38	W	609	CHL	C3A-C2A-CAA-CBA
27	2	601	CLA	O1D-CGD-O2D-CED
38	X	607	CHL	O1D-CGD-O2D-CED
38	Y	607	CHL	O1D-CGD-O2D-CED
27	A	802	CLA	O1D-CGD-O2D-CED
27	A	811	CLA	O1D-CGD-O2D-CED
27	A	825	CLA	O1D-CGD-O2D-CED
27	B	802	CLA	O1D-CGD-O2D-CED
27	B	803	CLA	O1D-CGD-O2D-CED
27	B	835	CLA	O1D-CGD-O2D-CED
27	a	607	CLA	O1D-CGD-O2D-CED
27	2	606	CLA	O1D-CGD-O2D-CED
38	X	608	CHL	O1D-CGD-O2D-CED
27	A	802	CLA	CBD-CGD-O2D-CED
27	A	810	CLA	CBD-CGD-O2D-CED
27	A	811	CLA	CBD-CGD-O2D-CED
27	A	818	CLA	CBD-CGD-O2D-CED
27	A	825	CLA	CBD-CGD-O2D-CED
27	A	829	CLA	CBD-CGD-O2D-CED
27	A	834	CLA	CBD-CGD-O2D-CED
27	B	806	CLA	CBD-CGD-O2D-CED
27	B	809	CLA	CBD-CGD-O2D-CED
27	B	810	CLA	CBD-CGD-O2D-CED
27	B	836	CLA	CBD-CGD-O2D-CED
27	K	201	CLA	CBD-CGD-O2D-CED
27	2	601	CLA	CBD-CGD-O2D-CED
27	2	606	CLA	CBD-CGD-O2D-CED
27	2	607	CLA	CBD-CGD-O2D-CED
27	2	612	CLA	CBD-CGD-O2D-CED
27	2	616	CLA	CBD-CGD-O2D-CED
27	3	604	CLA	CBD-CGD-O2D-CED
27	3	608	CLA	CBD-CGD-O2D-CED
27	5	603	CLA	CBD-CGD-O2D-CED
27	5	607	CLA	CBD-CGD-O2D-CED
27	5	608	CLA	CBD-CGD-O2D-CED

Continued on next page...

Continued from previous page...

Mol	Chain	Res	Type	Atoms
27	6	603	CLA	CBD-CGD-O2D-CED
27	6	607	CLA	CBD-CGD-O2D-CED
27	6	608	CLA	CBD-CGD-O2D-CED
27	6	610	CLA	CBD-CGD-O2D-CED
27	7	601	CLA	CBD-CGD-O2D-CED
27	7	604	CLA	CBD-CGD-O2D-CED
27	7	608	CLA	CBD-CGD-O2D-CED
27	7	613	CLA	CBD-CGD-O2D-CED
27	X	602	CLA	CBD-CGD-O2D-CED
27	Y	602	CLA	CBD-CGD-O2D-CED
27	Z	610	CLA	CBD-CGD-O2D-CED
27	V	610	CLA	CBD-CGD-O2D-CED
27	V	613	CLA	CBD-CGD-O2D-CED
38	Y	608	CHL	CBD-CGD-O2D-CED
38	Z	607	CHL	CBD-CGD-O2D-CED
38	Z	608	CHL	CBD-CGD-O2D-CED
38	U	607	CHL	CBD-CGD-O2D-CED
38	V	608	CHL	CBD-CGD-O2D-CED
27	A	821	CLA	O1A-CGA-O2A-C1
27	8	613	CLA	O1A-CGA-O2A-C1
27	9	604	CLA	O1A-CGA-O2A-C1
29	3	624	LHG	O10-C23-O8-C6
27	A	829	CLA	O1D-CGD-O2D-CED
27	F	301	CLA	O1D-CGD-O2D-CED
27	2	612	CLA	O1D-CGD-O2D-CED
27	X	614	CLA	O1D-CGD-O2D-CED
27	Y	614	CLA	O1D-CGD-O2D-CED
38	U	607	CHL	O1D-CGD-O2D-CED
38	U	608	CHL	O1D-CGD-O2D-CED
32	K	208	LMU	O5B-C1B-O1B-C4'
27	A	815	CLA	O1D-CGD-O2D-CED
27	B	827	CLA	O1D-CGD-O2D-CED
27	F	303	CLA	O1D-CGD-O2D-CED
27	G	203	CLA	O1D-CGD-O2D-CED
27	G	204	CLA	O1D-CGD-O2D-CED
27	2	604	CLA	O1D-CGD-O2D-CED
27	3	603	CLA	O1D-CGD-O2D-CED
27	5	603	CLA	O1D-CGD-O2D-CED
27	5	614	CLA	O1D-CGD-O2D-CED
27	5	617	CLA	O1D-CGD-O2D-CED
27	6	603	CLA	O1D-CGD-O2D-CED
27	X	610	CLA	O1D-CGD-O2D-CED

Continued on next page...

Continued from previous page...

Mol	Chain	Res	Type	Atoms
27	Y	610	CLA	O1D-CGD-O2D-CED
27	U	610	CLA	O1D-CGD-O2D-CED
27	W	610	CLA	O1D-CGD-O2D-CED
38	Z	608	CHL	O1D-CGD-O2D-CED
38	W	607	CHL	O1D-CGD-O2D-CED
38	W	608	CHL	O1D-CGD-O2D-CED
27	8	613	CLA	CBA-CGA-O2A-C1
27	9	604	CLA	CBA-CGA-O2A-C1
29	3	624	LHG	C24-C23-O8-C6
27	A	840	CLA	CBD-CGD-O2D-CED
27	A	841	CLA	CBD-CGD-O2D-CED
27	A	854	CLA	CBD-CGD-O2D-CED
27	B	813	CLA	CBD-CGD-O2D-CED
27	B	814	CLA	CBD-CGD-O2D-CED
27	B	822	CLA	CBD-CGD-O2D-CED
27	B	840	CLA	CBD-CGD-O2D-CED
27	F	304	CLA	CBD-CGD-O2D-CED
27	K	204	CLA	CBD-CGD-O2D-CED
27	a	604	CLA	CBD-CGD-O2D-CED
27	a	613	CLA	CBD-CGD-O2D-CED
27	1	604	CLA	CBD-CGD-O2D-CED
27	1	609	CLA	CBD-CGD-O2D-CED
27	1	613	CLA	CBD-CGD-O2D-CED
27	2	610	CLA	CBD-CGD-O2D-CED
27	3	602	CLA	CBD-CGD-O2D-CED
27	4	610	CLA	CBD-CGD-O2D-CED
27	4	616	CLA	CBD-CGD-O2D-CED
27	5	602	CLA	CBD-CGD-O2D-CED
27	5	610	CLA	CBD-CGD-O2D-CED
27	6	614	CLA	CBD-CGD-O2D-CED
27	6	620	CLA	CBD-CGD-O2D-CED
27	7	607	CLA	CBD-CGD-O2D-CED
27	8	610	CLA	CBD-CGD-O2D-CED
27	9	601	CLA	CBD-CGD-O2D-CED
27	X	611	CLA	CBD-CGD-O2D-CED
27	Y	611	CLA	CBD-CGD-O2D-CED
27	Z	614	CLA	CBD-CGD-O2D-CED
27	U	602	CLA	CBD-CGD-O2D-CED
27	U	611	CLA	CBD-CGD-O2D-CED
27	W	602	CLA	CBD-CGD-O2D-CED
27	W	611	CLA	CBD-CGD-O2D-CED
38	Z	606	CHL	CBD-CGD-O2D-CED

Continued on next page...

Continued from previous page...

Mol	Chain	Res	Type	Atoms
38	V	606	CHL	CBD-CGD-O2D-CED
38	V	609	CHL	CBD-CGD-O2D-CED
38	W	601	CHL	CBD-CGD-O2D-CED
27	A	822	CLA	O1A-CGA-O2A-C1
27	B	802	CLA	O1A-CGA-O2A-C1
27	4	613	CLA	O1A-CGA-O2A-C1
27	5	607	CLA	O1A-CGA-O2A-C1
27	7	604	CLA	O1A-CGA-O2A-C1
27	6	617	CLA	O1D-CGD-O2D-CED
27	7	612	CLA	O1D-CGD-O2D-CED
27	8	607	CLA	O1D-CGD-O2D-CED
27	U	614	CLA	O1D-CGD-O2D-CED
27	V	604	CLA	O1D-CGD-O2D-CED
27	W	614	CLA	O1D-CGD-O2D-CED
27	A	807	CLA	CBD-CGD-O2D-CED
27	A	820	CLA	CBD-CGD-O2D-CED
27	K	206	CLA	CBD-CGD-O2D-CED
27	6	602	CLA	CBD-CGD-O2D-CED
27	Z	603	CLA	CBD-CGD-O2D-CED
27	5	608	CLA	O1D-CGD-O2D-CED
29	O	2631	LHG	O9-C7-O7-C5
29	3	623	LHG	O9-C7-O7-C5
34	B	850	DGD	O1B-C1B-O2G-C2G
27	B	821	CLA	CBA-CGA-O2A-C1
27	A	804	CLA	C3-C5-C6-C7
27	B	808	CLA	C3-C5-C6-C7
27	B	809	CLA	C3-C5-C6-C7
27	B	811	CLA	C3-C5-C6-C7
27	B	816	CLA	C3-C5-C6-C7
27	B	826	CLA	C3-C5-C6-C7
27	B	839	CLA	C3-C5-C6-C7
27	a	601	CLA	C3-C5-C6-C7
27	a	603	CLA	C3-C5-C6-C7
27	1	601	CLA	C3-C5-C6-C7
27	1	603	CLA	C3-C5-C6-C7
27	1	611	CLA	C3-C5-C6-C7
27	3	607	CLA	C3-C5-C6-C7
27	4	604	CLA	C3-C5-C6-C7
27	6	602	CLA	C3-C5-C6-C7
27	7	602	CLA	C3-C5-C6-C7
27	7	613	CLA	C3-C5-C6-C7
27	Z	603	CLA	C3-C5-C6-C7

Continued on next page...

Continued from previous page...

Mol	Chain	Res	Type	Atoms
27	Z	613	CLA	C3-C5-C6-C7
28	B	842	PQN	C13-C15-C16-C17
38	X	601	CHL	C3-C5-C6-C7
38	Z	601	CHL	C3-C5-C6-C7
27	A	821	CLA	CBA-CGA-O2A-C1
27	A	822	CLA	CBA-CGA-O2A-C1
27	A	834	CLA	CBA-CGA-O2A-C1
27	4	609	CLA	CBA-CGA-O2A-C1
27	4	613	CLA	CBA-CGA-O2A-C1
29	3	623	LHG	C8-C7-O7-C5
27	B	806	CLA	O1D-CGD-O2D-CED
27	B	809	CLA	O1D-CGD-O2D-CED
27	6	610	CLA	O1D-CGD-O2D-CED
27	V	613	CLA	O1D-CGD-O2D-CED
38	Y	608	CHL	O1D-CGD-O2D-CED
27	8	604	CLA	O1A-CGA-O2A-C1
27	B	821	CLA	O1A-CGA-O2A-C1
27	A	805	CLA	C3-C5-C6-C7
27	A	840	CLA	C3-C5-C6-C7
27	A	854	CLA	C4-C3-C5-C6
27	B	831	CLA	C4-C3-C5-C6
27	L	303	CLA	C4-C3-C5-C6
27	A	854	CLA	C2-C3-C5-C6
38	X	601	CHL	C2-C3-C5-C6
27	A	821	CLA	CBD-CGD-O2D-CED
27	B	824	CLA	CBD-CGD-O2D-CED
27	B	839	CLA	CBD-CGD-O2D-CED
27	8	614	CLA	CBD-CGD-O2D-CED
27	9	607	CLA	CBD-CGD-O2D-CED
27	A	809	CLA	C2A-CAA-CBA-CGA
27	A	841	CLA	C2A-CAA-CBA-CGA
27	A	843	CLA	C2A-CAA-CBA-CGA
27	B	839	CLA	C2A-CAA-CBA-CGA
27	L	302	CLA	C2A-CAA-CBA-CGA
27	2	601	CLA	C2A-CAA-CBA-CGA
27	3	609	CLA	C2A-CAA-CBA-CGA
27	6	616	CLA	C2A-CAA-CBA-CGA
38	Y	607	CHL	C2A-CAA-CBA-CGA
38	U	607	CHL	C2A-CAA-CBA-CGA
38	W	605	CHL	C2A-CAA-CBA-CGA
27	A	839	CLA	O1A-CGA-O2A-C1
27	A	818	CLA	C3-C5-C6-C7

Continued on next page...

Continued from previous page...

Mol	Chain	Res	Type	Atoms
27	A	821	CLA	C3-C5-C6-C7
27	A	834	CLA	C3-C5-C6-C7
27	B	806	CLA	C3-C5-C6-C7
27	4	601	CLA	C3-C5-C6-C7
27	X	613	CLA	C3-C5-C6-C7
27	Y	613	CLA	C3-C5-C6-C7
27	U	613	CLA	C3-C5-C6-C7
27	W	613	CLA	C3-C5-C6-C7
27	A	816	CLA	CBA-CGA-O2A-C1
27	A	818	CLA	CBA-CGA-O2A-C1
27	A	839	CLA	CBA-CGA-O2A-C1
27	B	802	CLA	CBA-CGA-O2A-C1
27	L	303	CLA	CBA-CGA-O2A-C1
27	3	603	CLA	CBA-CGA-O2A-C1
27	5	607	CLA	CBA-CGA-O2A-C1
27	6	616	CLA	CBA-CGA-O2A-C1
27	7	604	CLA	CBA-CGA-O2A-C1
27	5	607	CLA	O1D-CGD-O2D-CED
27	A	842	CLA	CBD-CGD-O2D-CED
27	A	810	CLA	O1D-CGD-O2D-CED
27	A	818	CLA	O1D-CGD-O2D-CED
27	2	616	CLA	O1D-CGD-O2D-CED
27	7	604	CLA	O1D-CGD-O2D-CED
27	7	608	CLA	O1D-CGD-O2D-CED
38	V	608	CHL	O1D-CGD-O2D-CED
32	5	629	LMU	O5B-C5B-C6B-O6B
29	9	623	LHG	O9-C7-O7-C5
33	L	2631	LMG	O9-C10-O7-C8
32	5	628	LMU	C4'-C5'-C6'-O6'
27	A	818	CLA	O1A-CGA-O2A-C1
27	A	832	CLA	O1A-CGA-O2A-C1
27	A	834	CLA	O1A-CGA-O2A-C1
27	L	303	CLA	O1A-CGA-O2A-C1
27	3	603	CLA	O1A-CGA-O2A-C1
27	3	610	CLA	O1A-CGA-O2A-C1
27	4	604	CLA	O1A-CGA-O2A-C1
27	3	604	CLA	O1D-CGD-O2D-CED
27	A	826	CLA	CBD-CGD-O2D-CED
27	A	827	CLA	CBD-CGD-O2D-CED
27	A	832	CLA	CBD-CGD-O2D-CED
27	A	838	CLA	CBD-CGD-O2D-CED
27	B	816	CLA	CBD-CGD-O2D-CED

Continued on next page...

Continued from previous page...

Mol	Chain	Res	Type	Atoms
27	B	819	CLA	CBD-CGD-O2D-CED
27	B	832	CLA	CBD-CGD-O2D-CED
27	B	834	CLA	CBD-CGD-O2D-CED
27	a	612	CLA	CBD-CGD-O2D-CED
27	1	612	CLA	CBD-CGD-O2D-CED
27	8	601	CLA	CBD-CGD-O2D-CED
27	8	602	CLA	CBD-CGD-O2D-CED
27	9	602	CLA	CBD-CGD-O2D-CED
27	V	614	CLA	CBD-CGD-O2D-CED
38	X	601	CHL	CBD-CGD-O2D-CED
38	Y	601	CHL	CBD-CGD-O2D-CED
38	U	601	CHL	CBD-CGD-O2D-CED
27	3	608	CLA	O1D-CGD-O2D-CED
27	Z	610	CLA	O1D-CGD-O2D-CED
29	B	854	LHG	O2-C2-C3-O3
29	6	623	LHG	O2-C2-C3-O3
29	9	624	LHG	O2-C2-C3-O3
27	A	806	CLA	C3-C5-C6-C7
27	B	813	CLA	C3-C5-C6-C7
27	4	613	CLA	C3-C5-C6-C7
27	5	603	CLA	C3-C5-C6-C7
27	8	601	CLA	C3-C5-C6-C7
27	V	602	CLA	C3-C5-C6-C7
27	A	813	CLA	CBA-CGA-O2A-C1
27	A	830	CLA	CBA-CGA-O2A-C1
27	A	843	CLA	CBA-CGA-O2A-C1
27	B	831	CLA	CBA-CGA-O2A-C1
27	1	611	CLA	CBA-CGA-O2A-C1
27	2	613	CLA	CBA-CGA-O2A-C1
27	7	613	CLA	CBA-CGA-O2A-C1
27	8	604	CLA	CBA-CGA-O2A-C1
38	U	601	CHL	CBA-CGA-O2A-C1
27	7	613	CLA	O1A-CGA-O2A-C1
32	K	208	LMU	O5B-C5B-C6B-O6B
27	B	810	CLA	O1D-CGD-O2D-CED
27	B	836	CLA	O1D-CGD-O2D-CED
27	2	607	CLA	O1D-CGD-O2D-CED
27	7	613	CLA	O1D-CGD-O2D-CED
27	X	602	CLA	O1D-CGD-O2D-CED
27	Y	602	CLA	O1D-CGD-O2D-CED
33	L	2631	LMG	C11-C10-O7-C8
27	A	823	CLA	CBD-CGD-O2D-CED

Continued on next page...

Continued from previous page...

Mol	Chain	Res	Type	Atoms
27	J	101	CLA	CBD-CGD-O2D-CED
27	4	602	CLA	CBD-CGD-O2D-CED
27	B	831	CLA	O1A-CGA-O2A-C1
32	5	629	LMU	O5'-C5'-C6'-O6'
27	K	201	CLA	O1D-CGD-O2D-CED
27	B	823	CLA	CBD-CGD-O2D-CED
27	a	614	CLA	C3-C5-C6-C7
27	6	613	CLA	C3-C5-C6-C7
27	8	606	CLA	C3-C5-C6-C7
27	A	832	CLA	CBA-CGA-O2A-C1
27	3	604	CLA	CBA-CGA-O2A-C1
27	3	610	CLA	CBA-CGA-O2A-C1
27	4	604	CLA	CBA-CGA-O2A-C1
27	Y	614	CLA	CBA-CGA-O2A-C1
27	V	610	CLA	O1D-CGD-O2D-CED
27	A	816	CLA	O1A-CGA-O2A-C1
27	A	830	CLA	O1A-CGA-O2A-C1
27	6	616	CLA	O1A-CGA-O2A-C1
32	5	628	LMU	O5'-C5'-C6'-O6'
27	B	818	CLA	C4-C3-C5-C6
27	B	818	CLA	C2-C3-C5-C6
27	B	831	CLA	C2-C3-C5-C6
27	8	610	CLA	C2-C3-C5-C6
27	A	835	CLA	CBD-CGD-O2D-CED
27	A	832	CLA	C2A-CAA-CBA-CGA
27	B	828	CLA	C2A-CAA-CBA-CGA
38	X	608	CHL	C2A-CAA-CBA-CGA
38	W	607	CHL	C2A-CAA-CBA-CGA
27	A	834	CLA	O1D-CGD-O2D-CED
27	7	601	CLA	O1D-CGD-O2D-CED
27	A	813	CLA	O1A-CGA-O2A-C1
27	A	843	CLA	O1A-CGA-O2A-C1
38	U	601	CHL	O1A-CGA-O2A-C1
34	B	850	DGD	O6D-C1D-O3G-C3G
38	Z	607	CHL	O1D-CGD-O2D-CED
27	B	828	CLA	CBA-CGA-O2A-C1
38	Y	601	CHL	CBA-CGA-O2A-C1
38	X	609	CHL	CBD-CGD-O2D-CED
27	B	813	CLA	O1D-CGD-O2D-CED
27	B	822	CLA	O1D-CGD-O2D-CED
27	B	840	CLA	O1D-CGD-O2D-CED
27	K	204	CLA	O1D-CGD-O2D-CED

Continued on next page...

Continued from previous page...

Mol	Chain	Res	Type	Atoms
27	6	607	CLA	O1D-CGD-O2D-CED
27	6	608	CLA	O1D-CGD-O2D-CED
27	1	611	CLA	O1A-CGA-O2A-C1
27	2	613	CLA	O1A-CGA-O2A-C1
27	A	841	CLA	O1D-CGD-O2D-CED
27	B	814	CLA	O1D-CGD-O2D-CED
27	F	304	CLA	O1D-CGD-O2D-CED
27	1	609	CLA	O1D-CGD-O2D-CED
27	2	610	CLA	O1D-CGD-O2D-CED
27	Z	614	CLA	O1D-CGD-O2D-CED
27	U	602	CLA	O1D-CGD-O2D-CED
27	W	602	CLA	O1D-CGD-O2D-CED
38	V	606	CHL	O1D-CGD-O2D-CED
38	V	609	CHL	O1D-CGD-O2D-CED
29	9	624	LHG	C1-C2-C3-O3
32	5	629	LMU	C4B-C5B-C6B-O6B
27	B	818	CLA	O1A-CGA-O2A-C1
27	3	604	CLA	O1A-CGA-O2A-C1
27	Y	614	CLA	O1A-CGA-O2A-C1
27	A	828	CLA	C3-C5-C6-C7
27	4	616	CLA	O1D-CGD-O2D-CED
27	5	610	CLA	O1D-CGD-O2D-CED
27	A	801	CLA	CBA-CGA-O2A-C1
27	A	807	CLA	CBA-CGA-O2A-C1
27	A	841	CLA	CBA-CGA-O2A-C1
27	B	813	CLA	CBA-CGA-O2A-C1
27	B	818	CLA	CBA-CGA-O2A-C1
27	2	601	CLA	CBA-CGA-O2A-C1
27	5	604	CLA	CBA-CGA-O2A-C1
27	6	604	CLA	CBA-CGA-O2A-C1
27	8	601	CLA	CBA-CGA-O2A-C1
27	8	602	CLA	CBA-CGA-O2A-C1
27	X	604	CLA	CBA-CGA-O2A-C1
27	Y	604	CLA	CBA-CGA-O2A-C1
27	U	604	CLA	CBA-CGA-O2A-C1
27	W	604	CLA	CBA-CGA-O2A-C1
29	A	846	LHG	C24-C23-O8-C6
38	X	601	CHL	CBA-CGA-O2A-C1
27	B	829	CLA	CBD-CGD-O2D-CED
27	a	616	CLA	CBD-CGD-O2D-CED
27	1	616	CLA	CBD-CGD-O2D-CED
27	4	607	CLA	CBD-CGD-O2D-CED

Continued on next page...

Continued from previous page...

Mol	Chain	Res	Type	Atoms
27	6	614	CLA	C8-C10-C11-C12
27	B	810	CLA	C2A-CAA-CBA-CGA
32	K	208	LMU	O5'-C5'-C6'-O6'
32	A	858	LMU	C5'-C4'-O1B-C1B
38	X	601	CHL	C13-C15-C16-C17
38	Z	609	CHL	C15-C16-C17-C18
38	W	601	CHL	C10-C11-C12-C13
29	3	624	LHG	O2-C2-C3-O3
27	B	810	CLA	C3-C5-C6-C7
27	4	614	CLA	C3-C5-C6-C7
29	7	622	LHG	C23-C24-C25-C26
32	5	628	LMU	C2'-C1'-O1'-C1
27	5	604	CLA	O1A-CGA-O2A-C1
27	A	842	CLA	C4-C3-C5-C6
27	A	807	CLA	C11-C10-C8-C9
27	A	828	CLA	C6-C7-C8-C9
27	B	802	CLA	C11-C12-C13-C14
27	B	805	CLA	C6-C7-C8-C9
27	L	303	CLA	C14-C13-C15-C16
27	1	611	CLA	C11-C10-C8-C9
27	3	609	CLA	C11-C10-C8-C9
27	5	604	CLA	C6-C7-C8-C9
27	7	601	CLA	C6-C7-C8-C9
38	X	607	CHL	C6-C7-C8-C9
38	X	608	CHL	C11-C12-C13-C14
38	X	609	CHL	C11-C10-C8-C9
38	X	609	CHL	C11-C12-C13-C14
38	Y	607	CHL	C6-C7-C8-C9
38	Y	609	CHL	C11-C10-C8-C9
38	Y	609	CHL	C11-C12-C13-C14
38	Z	607	CHL	C6-C7-C8-C9
38	Z	609	CHL	C6-C7-C8-C9
38	Z	609	CHL	C14-C13-C15-C16
38	U	609	CHL	C6-C7-C8-C9
38	U	609	CHL	C11-C10-C8-C9
38	V	601	CHL	C14-C13-C15-C16
38	W	607	CHL	C6-C7-C8-C9
38	W	609	CHL	C11-C10-C8-C9
38	W	609	CHL	C11-C12-C13-C14
27	3	602	CLA	O1D-CGD-O2D-CED
27	4	610	CLA	O1D-CGD-O2D-CED
27	7	607	CLA	O1D-CGD-O2D-CED

Continued on next page...

Continued from previous page...

Mol	Chain	Res	Type	Atoms
27	9	601	CLA	O1D-CGD-O2D-CED
27	X	611	CLA	O1D-CGD-O2D-CED
27	Y	611	CLA	O1D-CGD-O2D-CED
27	A	831	CLA	CBD-CGD-O2D-CED
27	B	813	CLA	C2C-C3C-CAC-CBC
27	3	602	CLA	C10-C11-C12-C13
27	B	809	CLA	C2A-CAA-CBA-CGA
27	4	613	CLA	C2A-CAA-CBA-CGA
30	B	852	BCR	C11-C12-C13-C35
30	O	2004	BCR	C7-C8-C9-C34
30	3	622	BCR	C37-C22-C23-C24
30	B	852	BCR	C11-C12-C13-C14
30	O	2004	BCR	C7-C8-C9-C10
33	8	626	LMG	C16-C17-C18-C19
29	A	847	LHG	C23-C24-C25-C26
27	8	601	CLA	O1A-CGA-O2A-C1
27	U	604	CLA	O1A-CGA-O2A-C1
27	W	604	CLA	O1A-CGA-O2A-C1
27	B	808	CLA	C5-C6-C7-C8
27	B	824	CLA	C10-C11-C12-C13
27	Z	604	CLA	C5-C6-C7-C8
27	Z	611	CLA	C8-C10-C11-C12
38	X	608	CHL	C15-C16-C17-C18
38	X	609	CHL	C13-C15-C16-C17
27	a	604	CLA	O1D-CGD-O2D-CED
27	1	604	CLA	O1D-CGD-O2D-CED
27	6	614	CLA	O1D-CGD-O2D-CED
27	B	838	CLA	CBA-CGA-O2A-C1
32	8	625	LMU	C3'-C4'-O1B-C1B
27	W	611	CLA	C3-C5-C6-C7
27	B	825	CLA	CBA-CGA-O2A-C1
27	B	837	CLA	CBA-CGA-O2A-C1
27	a	609	CLA	CBA-CGA-O2A-C1
29	2	622	LHG	C24-C23-O8-C6
27	A	807	CLA	C5-C6-C7-C8
27	A	829	CLA	C5-C6-C7-C8
27	B	802	CLA	C5-C6-C7-C8
27	B	805	CLA	C13-C15-C16-C17
27	6	610	CLA	C15-C16-C17-C18
27	7	610	CLA	C5-C6-C7-C8
27	9	609	CLA	C5-C6-C7-C8
27	X	602	CLA	C8-C10-C11-C12

Continued on next page...

Continued from previous page...

Mol	Chain	Res	Type	Atoms
27	Y	602	CLA	C8-C10-C11-C12
28	A	844	PQN	C23-C25-C26-C27
38	Z	607	CHL	C8-C10-C11-C12
38	U	601	CHL	C8-C10-C11-C12
38	V	609	CHL	C8-C10-C11-C12
38	W	601	CHL	C8-C10-C11-C12
38	W	607	CHL	C8-C10-C11-C12
27	6	620	CLA	O1D-CGD-O2D-CED
27	8	610	CLA	O1D-CGD-O2D-CED
27	A	820	CLA	C15-C16-C17-C18
27	A	828	CLA	C10-C11-C12-C13
27	A	831	CLA	C8-C10-C11-C12
27	A	836	CLA	C5-C6-C7-C8
27	A	842	CLA	C15-C16-C17-C18
27	B	826	CLA	C10-C11-C12-C13
27	B	831	CLA	C10-C11-C12-C13
27	B	834	CLA	C5-C6-C7-C8
27	B	837	CLA	C15-C16-C17-C18
27	B	839	CLA	C13-C15-C16-C17
27	B	839	CLA	C15-C16-C17-C18
27	4	610	CLA	C8-C10-C11-C12
27	5	602	CLA	C13-C15-C16-C17
27	6	613	CLA	C5-C6-C7-C8
27	8	610	CLA	C8-C10-C11-C12
27	X	602	CLA	C13-C15-C16-C17
27	X	610	CLA	C8-C10-C11-C12
27	Y	610	CLA	C8-C10-C11-C12
38	X	608	CHL	C5-C6-C7-C8
38	Z	601	CHL	C13-C15-C16-C17
38	V	601	CHL	C5-C6-C7-C8
38	V	601	CHL	C15-C16-C17-C18
38	W	607	CHL	C15-C16-C17-C18
38	W	609	CHL	C15-C16-C17-C18
27	A	854	CLA	O1D-CGD-O2D-CED
27	U	611	CLA	O1D-CGD-O2D-CED
27	W	611	CLA	O1D-CGD-O2D-CED
27	X	604	CLA	O1A-CGA-O2A-C1
29	B	854	LHG	C7-C8-C9-C10
29	6	623	LHG	C23-C24-C25-C26
33	J	103	LMG	C10-C11-C12-C13
33	V	2631	LMG	C10-C11-C12-C13
27	K	203	CLA	CBD-CGD-O2D-CED

Continued on next page...

Continued from previous page...

Mol	Chain	Res	Type	Atoms
27	A	816	CLA	C8-C10-C11-C12
27	A	842	CLA	C5-C6-C7-C8
27	B	824	CLA	C13-C15-C16-C17
27	B	827	CLA	C8-C10-C11-C12
27	3	613	CLA	C5-C6-C7-C8
27	4	601	CLA	C5-C6-C7-C8
27	6	601	CLA	C13-C15-C16-C17
27	6	602	CLA	C15-C16-C17-C18
27	8	601	CLA	C15-C16-C17-C18
38	X	601	CHL	C8-C10-C11-C12
38	X	608	CHL	C13-C15-C16-C17
38	Y	601	CHL	C8-C10-C11-C12
38	V	601	CHL	C13-C15-C16-C17
27	8	614	CLA	CBA-CGA-O2A-C1
32	5	628	LMU	O5B-C1B-O1B-C4'
38	Z	606	CHL	O1D-CGD-O2D-CED
33	4	624	LMG	O6-C5-C6-O5
27	A	824	CLA	C10-C11-C12-C13
27	A	829	CLA	C8-C10-C11-C12
27	B	802	CLA	C10-C11-C12-C13
27	9	613	CLA	C5-C6-C7-C8
38	W	607	CHL	C13-C15-C16-C17
27	Y	604	CLA	O1A-CGA-O2A-C1
29	3	623	LHG	C7-C8-C9-C10
27	A	814	CLA	CBD-CGD-O2D-CED
27	A	817	CLA	CBD-CGD-O2D-CED
27	B	837	CLA	CBD-CGD-O2D-CED
32	5	628	LMU	C5'-C4'-O1B-C1B
27	A	814	CLA	C8-C10-C11-C12
27	L	303	CLA	C13-C15-C16-C17
27	6	604	CLA	C13-C15-C16-C17
38	X	607	CHL	C15-C16-C17-C18
38	X	608	CHL	C8-C10-C11-C12
27	A	807	CLA	O1D-CGD-O2D-CED
27	a	613	CLA	O1D-CGD-O2D-CED
27	B	802	CLA	C12-C13-C15-C16
27	B	806	CLA	C11-C10-C8-C7
27	B	813	CLA	C6-C7-C8-C10
27	4	602	CLA	C11-C10-C8-C7
27	V	613	CLA	C6-C7-C8-C10
38	X	608	CHL	C11-C10-C8-C7
38	Y	601	CHL	C6-C7-C8-C10

Continued on next page...

Continued from previous page...

Mol	Chain	Res	Type	Atoms
38	U	601	CHL	C6-C7-C8-C10
38	V	601	CHL	C6-C7-C8-C10
38	V	601	CHL	C11-C10-C8-C7
27	F	301	CLA	C3-C5-C6-C7
27	V	613	CLA	C3-C5-C6-C7
27	A	841	CLA	O1A-CGA-O2A-C1
27	B	813	CLA	O1A-CGA-O2A-C1
27	2	601	CLA	O1A-CGA-O2A-C1
27	6	604	CLA	O1A-CGA-O2A-C1
27	8	602	CLA	O1A-CGA-O2A-C1
29	A	846	LHG	O10-C23-O8-C6
27	B	813	CLA	C4C-C3C-CAC-CBC
27	A	837	CLA	CBD-CGD-O2D-CED
27	A	833	CLA	C2A-CAA-CBA-CGA
27	A	834	CLA	C2A-CAA-CBA-CGA
27	B	831	CLA	C2A-CAA-CBA-CGA
27	a	616	CLA	C2A-CAA-CBA-CGA
27	1	616	CLA	C2A-CAA-CBA-CGA
27	7	603	CLA	C2A-CAA-CBA-CGA
27	8	601	CLA	C2A-CAA-CBA-CGA
27	8	604	CLA	C2A-CAA-CBA-CGA
27	8	613	CLA	C2A-CAA-CBA-CGA
38	Y	608	CHL	C2A-CAA-CBA-CGA
27	A	820	CLA	O1D-CGD-O2D-CED
27	A	840	CLA	O1D-CGD-O2D-CED
27	K	206	CLA	O1D-CGD-O2D-CED
27	1	613	CLA	O1D-CGD-O2D-CED
27	5	602	CLA	O1D-CGD-O2D-CED
27	Z	603	CLA	O1D-CGD-O2D-CED
38	W	601	CHL	O1D-CGD-O2D-CED
27	A	816	CLA	C15-C16-C17-C18
27	A	828	CLA	C15-C16-C17-C18
27	A	834	CLA	C10-C11-C12-C13
27	B	810	CLA	C13-C15-C16-C17
27	1	613	CLA	C13-C15-C16-C17
27	4	613	CLA	C10-C11-C12-C13
27	8	613	CLA	C10-C11-C12-C13
27	9	609	CLA	C10-C11-C12-C13
27	U	602	CLA	C8-C10-C11-C12
27	W	602	CLA	C8-C10-C11-C12
38	Y	609	CHL	C13-C15-C16-C17
38	Z	601	CHL	C8-C10-C11-C12

Continued on next page...

Continued from previous page...

Mol	Chain	Res	Type	Atoms
38	Z	609	CHL	C13-C15-C16-C17
27	A	801	CLA	O1A-CGA-O2A-C1
38	X	601	CHL	O1A-CGA-O2A-C1
27	4	601	CLA	CBD-CGD-O2D-CED
27	Z	604	CLA	CBD-CGD-O2D-CED
27	V	610	CLA	C5-C6-C7-C8
27	6	602	CLA	O1D-CGD-O2D-CED
33	4	623	LMG	C28-C29-C30-C31
33	9	625	LMG	C10-C11-C12-C13
32	K	208	LMU	C4B-C5B-C6B-O6B
27	V	610	CLA	C13-C15-C16-C17
38	Z	605	CHL	C2A-CAA-CBA-CGA
27	A	806	CLA	C8-C10-C11-C12
27	A	811	CLA	C8-C10-C11-C12
27	A	829	CLA	C10-C11-C12-C13
27	A	829	CLA	C15-C16-C17-C18
27	2	613	CLA	C13-C15-C16-C17
27	3	607	CLA	C5-C6-C7-C8
27	5	602	CLA	C8-C10-C11-C12
27	6	604	CLA	C5-C6-C7-C8
27	9	602	CLA	C5-C6-C7-C8
27	9	602	CLA	C8-C10-C11-C12
27	Z	610	CLA	C5-C6-C7-C8
27	V	613	CLA	C13-C15-C16-C17
28	B	842	PQN	C25-C26-C27-C28
38	Y	601	CHL	C5-C6-C7-C8
27	A	811	CLA	CBA-CGA-O2A-C1
27	B	814	CLA	CBA-CGA-O2A-C1
27	A	807	CLA	O1A-CGA-O2A-C1
27	B	828	CLA	O1A-CGA-O2A-C1
27	a	609	CLA	O1A-CGA-O2A-C1
38	Y	601	CHL	O1A-CGA-O2A-C1
27	A	811	CLA	C10-C11-C12-C13
27	B	833	CLA	C8-C10-C11-C12
27	3	604	CLA	C15-C16-C17-C18
27	5	613	CLA	C13-C15-C16-C17
27	Z	610	CLA	C13-C15-C16-C17
27	Z	613	CLA	C15-C16-C17-C18
38	W	609	CHL	C13-C15-C16-C17
27	B	825	CLA	O1A-CGA-O2A-C1
29	B	854	LHG	C8-C7-O7-C5
29	3	624	LHG	C8-C7-O7-C5

Continued on next page...

Continued from previous page...

Mol	Chain	Res	Type	Atoms
27	A	841	CLA	C5-C6-C7-C8
27	B	831	CLA	C15-C16-C17-C18
27	a	601	CLA	C5-C6-C7-C8
27	a	614	CLA	C5-C6-C7-C8
27	1	601	CLA	C5-C6-C7-C8
27	3	610	CLA	C8-C10-C11-C12
27	5	604	CLA	C10-C11-C12-C13
27	6	604	CLA	C15-C16-C17-C18
27	X	602	CLA	C10-C11-C12-C13
27	U	610	CLA	C5-C6-C7-C8
27	W	602	CLA	C10-C11-C12-C13
27	W	610	CLA	C5-C6-C7-C8
38	Y	601	CHL	C10-C11-C12-C13
38	Y	601	CHL	C13-C15-C16-C17
38	U	601	CHL	C13-C15-C16-C17
38	W	607	CHL	C10-C11-C12-C13
38	W	609	CHL	C8-C10-C11-C12
29	A	846	LHG	C4-O6-P-O3
29	B	851	LHG	C3-O3-P-O6
29	H	204	LHG	C4-O6-P-O3
29	O	2631	LHG	C3-O3-P-O6
29	O	2631	LHG	C4-O6-P-O3
29	2	622	LHG	C3-O3-P-O6
29	3	623	LHG	C4-O6-P-O3
29	4	622	LHG	C3-O3-P-O6
29	5	623	LHG	C4-O6-P-O3
29	7	622	LHG	C3-O3-P-O6
29	8	623	LHG	C4-O6-P-O3
29	9	622	LHG	C4-O6-P-O3
29	9	623	LHG	C3-O3-P-O6
29	9	623	LHG	C4-O6-P-O3
29	X	2630	LHG	C3-O3-P-O6
29	X	2630	LHG	C4-O6-P-O3
29	Y	2630	LHG	C3-O3-P-O6
29	Y	2630	LHG	C4-O6-P-O3
29	Z	2630	LHG	C3-O3-P-O6
29	Z	2630	LHG	C4-O6-P-O3
29	U	2630	LHG	C3-O3-P-O6
29	V	2630	LHG	C4-O6-P-O3
29	W	2630	LHG	C3-O3-P-O6
27	7	601	CLA	C3-C5-C6-C7
27	A	809	CLA	CBA-CGA-O2A-C1

Continued on next page...

Continued from previous page...

Mol	Chain	Res	Type	Atoms
27	A	820	CLA	CBA-CGA-O2A-C1
27	B	828	CLA	C13-C15-C16-C17
27	5	609	CLA	C13-C15-C16-C17
38	X	601	CHL	C10-C11-C12-C13
27	B	816	CLA	CAA-CBA-CGA-O2A
29	a	620	LHG	C7-C8-C9-C10
29	1	620	LHG	C7-C8-C9-C10
29	B	854	LHG	O9-C7-O7-C5
29	3	624	LHG	O9-C7-O7-C5
27	6	614	CLA	C4-C3-C5-C6
27	a	609	CLA	C5-C6-C7-C8
27	1	613	CLA	C8-C10-C11-C12
27	5	602	CLA	C10-C11-C12-C13
27	5	604	CLA	C8-C10-C11-C12
27	B	824	CLA	O1D-CGD-O2D-CED
27	U	613	CLA	C2A-CAA-CBA-CGA
27	W	613	CLA	C2A-CAA-CBA-CGA
38	Z	607	CHL	C2A-CAA-CBA-CGA
38	X	601	CHL	C16-C17-C18-C19
38	W	607	CHL	C16-C17-C18-C20
32	A	858	LMU	O5B-C5B-C6B-O6B
27	B	839	CLA	O1D-CGD-O2D-CED
27	9	607	CLA	O1D-CGD-O2D-CED
27	B	805	CLA	CBA-CGA-O2A-C1
27	3	607	CLA	CBA-CGA-O2A-C1
27	5	603	CLA	CBA-CGA-O2A-C1
27	6	602	CLA	CBA-CGA-O2A-C1
27	6	614	CLA	CBA-CGA-O2A-C1
27	7	601	CLA	CBA-CGA-O2A-C1
27	8	608	CLA	CBA-CGA-O2A-C1
27	U	613	CLA	CBA-CGA-O2A-C1
27	W	613	CLA	CBA-CGA-O2A-C1
29	H	204	LHG	C24-C23-O8-C6
29	9	622	LHG	C24-C23-O8-C6
32	K	208	LMU	O1'-C1-C2-C3
27	B	806	CLA	C5-C6-C7-C8
27	a	609	CLA	C10-C11-C12-C13
27	3	604	CLA	C10-C11-C12-C13
38	Y	609	CHL	C15-C16-C17-C18
32	5	628	LMU	C3'-C4'-O1B-C1B
29	H	204	LHG	C23-C24-C25-C26
29	2	622	LHG	C11-C10-C9-C8

Continued on next page...

Continued from previous page...

Mol	Chain	Res	Type	Atoms
33	J	104	LMG	C14-C15-C16-C17
33	9	625	LMG	C14-C15-C16-C17
33	9	625	LMG	C29-C30-C31-C32
27	A	806	CLA	C10-C11-C12-C13
27	3	613	CLA	C2A-CAA-CBA-CGA
29	5	623	LHG	C28-C29-C30-C31
27	A	821	CLA	O1D-CGD-O2D-CED
27	8	614	CLA	O1D-CGD-O2D-CED
27	B	802	CLA	C16-C17-C18-C20
27	B	816	CLA	C6-C7-C8-C10
27	5	604	CLA	C16-C17-C18-C19
27	6	601	CLA	C16-C17-C18-C20
27	V	613	CLA	C16-C17-C18-C20
28	A	844	PQN	C26-C27-C28-C30
38	Y	607	CHL	C16-C17-C18-C20
38	W	601	CHL	C16-C17-C18-C20
29	B	854	LHG	C17-C18-C19-C20
29	8	622	LHG	C31-C32-C33-C34
32	1	621	LMU	C7-C8-C9-C10
32	5	629	LMU	C4-C5-C6-C7
33	A	860	LMG	C16-C17-C18-C19
33	J	104	LMG	C16-C17-C18-C19
27	A	832	CLA	O1D-CGD-O2D-CED
29	6	623	LHG	C7-C8-C9-C10
27	4	614	CLA	CBD-CGD-O2D-CED
27	U	602	CLA	C10-C11-C12-C13
27	B	837	CLA	O1A-CGA-O2A-C1
33	4	624	LMG	C30-C31-C32-C33
32	8	625	LMU	C4B-C5B-C6B-O6B
27	A	842	CLA	O1D-CGD-O2D-CED
38	X	601	CHL	O1D-CGD-O2D-CED
38	U	601	CHL	C10-C11-C12-C13
29	B	854	LHG	C14-C15-C16-C17
29	5	625	LHG	C15-C16-C17-C18
29	9	623	LHG	C29-C30-C31-C32
33	9	625	LMG	C22-C23-C24-C25
27	A	816	CLA	C3-C5-C6-C7
33	5	627	LMG	C10-C11-C12-C13
27	B	832	CLA	O1D-CGD-O2D-CED
27	a	612	CLA	O1D-CGD-O2D-CED
27	1	612	CLA	O1D-CGD-O2D-CED
27	5	617	CLA	CBA-CGA-O2A-C1

Continued on next page...

Continued from previous page...

Mol	Chain	Res	Type	Atoms
29	A	846	LHG	C31-C32-C33-C34
29	9	624	LHG	C32-C33-C34-C35
27	A	806	CLA	C13-C15-C16-C17
27	a	610	CLA	C5-C6-C7-C8
27	6	616	CLA	C8-C10-C11-C12
38	X	607	CHL	C5-C6-C7-C8
27	B	814	CLA	O1A-CGA-O2A-C1
27	6	602	CLA	O1A-CGA-O2A-C1
27	8	614	CLA	O1A-CGA-O2A-C1
27	A	807	CLA	C16-C17-C18-C20
27	B	808	CLA	C16-C17-C18-C19
27	B	819	CLA	C6-C7-C8-C10
27	5	613	CLA	C16-C17-C18-C20
27	Z	610	CLA	C16-C17-C18-C20
27	Z	613	CLA	C16-C17-C18-C20
38	X	607	CHL	C16-C17-C18-C20
38	X	608	CHL	C16-C17-C18-C19
38	Y	601	CHL	C16-C17-C18-C19
38	V	609	CHL	C11-C12-C13-C15
27	A	826	CLA	O1D-CGD-O2D-CED
27	B	816	CLA	O1D-CGD-O2D-CED
27	B	819	CLA	O1D-CGD-O2D-CED
27	B	808	CLA	C4-C3-C5-C6
33	J	104	LMG	C32-C33-C34-C35
27	A	806	CLA	C6-C7-C8-C9
27	A	809	CLA	C14-C13-C15-C16
27	A	820	CLA	C11-C12-C13-C14
27	B	806	CLA	C11-C12-C13-C14
27	B	808	CLA	C6-C7-C8-C9
27	a	609	CLA	C11-C12-C13-C14
27	a	609	CLA	C14-C13-C15-C16
27	8	602	CLA	C11-C10-C8-C9
27	Z	611	CLA	C11-C12-C13-C14
27	Z	612	CLA	C11-C12-C13-C14
27	Z	613	CLA	C11-C10-C8-C9
27	9	602	CLA	O1D-CGD-O2D-CED
27	V	614	CLA	O1D-CGD-O2D-CED
29	H	204	LHG	C12-C13-C14-C15
29	5	623	LHG	C11-C12-C13-C14
34	B	850	DGD	C7B-C8B-C9B-CAB
34	B	850	DGD	CEB-CFB-CGB-CHB
27	B	837	CLA	C13-C15-C16-C17

Continued on next page...

Continued from previous page...

Mol	Chain	Res	Type	Atoms
27	6	610	CLA	C8-C10-C11-C12
27	8	610	CLA	C10-C11-C12-C13
38	Y	607	CHL	C8-C10-C11-C12
27	A	818	CLA	C2A-CAA-CBA-CGA
27	A	824	CLA	C2A-CAA-CBA-CGA
27	Z	613	CLA	C2A-CAA-CBA-CGA
38	X	607	CHL	C2A-CAA-CBA-CGA
27	B	805	CLA	O1A-CGA-O2A-C1
29	2	622	LHG	O10-C23-O8-C6
29	9	624	LHG	C24-C25-C26-C27
29	Z	2630	LHG	C28-C29-C30-C31
29	V	2630	LHG	C11-C12-C13-C14
33	4	624	LMG	C32-C33-C34-C35
29	6	623	LHG	O1-C1-C2-C3
35	Z	1621	LUT	C7-C8-C9-C10
27	A	807	CLA	C3-C5-C6-C7
27	6	604	CLA	C3-C5-C6-C7
27	A	824	CLA	C13-C15-C16-C17
38	X	601	CHL	C5-C6-C7-C8
38	X	607	CHL	C8-C10-C11-C12
38	W	601	CHL	C15-C16-C17-C18
29	3	623	LHG	C28-C29-C30-C31
29	4	622	LHG	C27-C28-C29-C30
29	Z	2630	LHG	C27-C28-C29-C30
34	B	850	DGD	C7A-C8A-C9A-CAA
29	3	624	LHG	C7-C8-C9-C10
27	A	843	CLA	C8-C10-C11-C12
29	B	854	LHG	C33-C34-C35-C36
29	H	204	LHG	C24-C25-C26-C27
29	7	622	LHG	C26-C27-C28-C29
32	A	857	LMU	C5-C6-C7-C8
32	A	858	LMU	C6-C7-C8-C9
33	V	2631	LMG	C15-C16-C17-C18
27	B	816	CLA	C6-C7-C8-C9
27	B	819	CLA	C6-C7-C8-C9
27	1	613	CLA	C16-C17-C18-C19
27	1	613	CLA	C16-C17-C18-C20
27	5	604	CLA	C16-C17-C18-C20
27	5	613	CLA	C16-C17-C18-C19
27	6	601	CLA	C16-C17-C18-C19
27	V	613	CLA	C16-C17-C18-C19
28	A	844	PQN	C26-C27-C28-C29

Continued on next page...

Continued from previous page...

Mol	Chain	Res	Type	Atoms
38	X	608	CHL	C16-C17-C18-C20
38	X	609	CHL	C16-C17-C18-C19
38	Y	609	CHL	C16-C17-C18-C19
38	Y	609	CHL	C16-C17-C18-C20
38	Z	609	CHL	C16-C17-C18-C19
38	U	601	CHL	C16-C17-C18-C19
38	V	601	CHL	C16-C17-C18-C19
38	V	601	CHL	C16-C17-C18-C20
38	W	609	CHL	C16-C17-C18-C19
27	B	813	CLA	C5-C6-C7-C8
27	X	610	CLA	C5-C6-C7-C8
27	Y	610	CLA	C5-C6-C7-C8
38	Y	607	CHL	C13-C15-C16-C17
38	Z	601	CHL	C5-C6-C7-C8
27	A	838	CLA	O1D-CGD-O2D-CED
38	U	601	CHL	O1D-CGD-O2D-CED
29	O	2631	LHG	C25-C26-C27-C28
32	5	629	LMU	C3-C4-C5-C6
27	2	611	CLA	CBD-CGD-O2D-CED
29	O	2631	LHG	C24-C25-C26-C27
29	4	622	LHG	C12-C13-C14-C15
29	5	625	LHG	C30-C31-C32-C33
33	9	625	LMG	C17-C18-C19-C20
34	B	850	DGD	C3B-C4B-C5B-C6B
27	A	807	CLA	C15-C16-C17-C18
27	A	834	CLA	C5-C6-C7-C8
27	Z	612	CLA	C10-C11-C12-C13
28	A	844	PQN	C18-C20-C21-C22
27	A	809	CLA	O1A-CGA-O2A-C1
27	A	820	CLA	O1A-CGA-O2A-C1
29	A	846	LHG	C13-C14-C15-C16
29	B	854	LHG	C11-C10-C9-C8
29	5	623	LHG	C10-C11-C12-C13
29	7	622	LHG	C11-C12-C13-C14
27	2	602	CLA	CBA-CGA-O2A-C1
33	H	205	LMG	C12-C13-C14-C15
27	A	827	CLA	O1D-CGD-O2D-CED
27	B	834	CLA	O1D-CGD-O2D-CED
27	8	602	CLA	O1D-CGD-O2D-CED
27	A	806	CLA	C3A-C2A-CAA-CBA
27	A	810	CLA	C3A-C2A-CAA-CBA
27	A	812	CLA	C3A-C2A-CAA-CBA

Continued on next page...

Continued from previous page...

Mol	Chain	Res	Type	Atoms
27	A	833	CLA	C3A-C2A-CAA-CBA
27	B	809	CLA	C3A-C2A-CAA-CBA
27	B	810	CLA	C3A-C2A-CAA-CBA
27	B	813	CLA	C3A-C2A-CAA-CBA
27	H	203	CLA	C3A-C2A-CAA-CBA
27	K	201	CLA	C3A-C2A-CAA-CBA
27	K	203	CLA	C3A-C2A-CAA-CBA
27	a	606	CLA	CBD-CGD-O2D-CED
27	1	606	CLA	CBD-CGD-O2D-CED
27	2	609	CLA	C3A-C2A-CAA-CBA
27	2	612	CLA	C3A-C2A-CAA-CBA
27	3	603	CLA	C3A-C2A-CAA-CBA
27	6	616	CLA	C3A-C2A-CAA-CBA
27	7	609	CLA	C3A-C2A-CAA-CBA
27	7	615	CLA	CBD-CGD-O2D-CED
27	7	616	CLA	C3A-C2A-CAA-CBA
27	8	614	CLA	C3A-C2A-CAA-CBA
27	9	607	CLA	C3A-C2A-CAA-CBA
27	Z	603	CLA	C3A-C2A-CAA-CBA
27	B	806	CLA	C10-C11-C12-C13
27	B	814	CLA	C5-C6-C7-C8
32	1	621	LMU	C2-C1-O1'-C1'
27	8	601	CLA	O1D-CGD-O2D-CED
38	Y	601	CHL	O1D-CGD-O2D-CED
27	A	811	CLA	O1A-CGA-O2A-C1
27	5	603	CLA	O1A-CGA-O2A-C1
27	B	808	CLA	C16-C17-C18-C20
38	X	607	CHL	C16-C17-C18-C19
38	X	609	CHL	C16-C17-C18-C20
38	Z	607	CHL	C16-C17-C18-C19
38	Z	607	CHL	C16-C17-C18-C20
38	V	609	CHL	C11-C12-C13-C14
38	W	609	CHL	C16-C17-C18-C20
29	a	620	LHG	C24-C25-C26-C27
29	1	620	LHG	C24-C25-C26-C27
29	W	2630	LHG	C26-C27-C28-C29
27	Y	614	CLA	O2A-C1-C2-C3
38	Y	608	CHL	O2A-C1-C2-C3
33	4	623	LMG	O1-C7-C8-C9
29	A	846	LHG	C25-C26-C27-C28
29	U	2630	LHG	C26-C27-C28-C29
33	8	626	LMG	C23-C24-C25-C26

Continued on next page...

Continued from previous page...

Mol	Chain	Res	Type	Atoms
27	B	803	CLA	O2A-C1-C2-C3
38	U	601	CHL	C3-C5-C6-C7
27	B	832	CLA	C10-C11-C12-C13
27	A	806	CLA	C4-C3-C5-C6
27	B	810	CLA	C4-C3-C5-C6
27	Z	604	CLA	C4-C3-C5-C6
27	Z	611	CLA	C4-C3-C5-C6
28	B	842	PQN	C14-C13-C15-C16
27	B	829	CLA	CBA-CGA-O2A-C1
27	B	840	CLA	CBA-CGA-O2A-C1
38	W	607	CHL	CBA-CGA-O2A-C1
27	A	806	CLA	C2-C3-C5-C6
27	B	810	CLA	C2-C3-C5-C6
27	L	303	CLA	C2-C3-C5-C6
27	6	614	CLA	C2-C3-C5-C6
27	Z	604	CLA	C2-C3-C5-C6
27	Z	611	CLA	C2-C3-C5-C6
38	X	608	CHL	C2-C3-C5-C6
29	5	625	LHG	C8-C7-O7-C5
29	6	623	LHG	C27-C28-C29-C30
29	9	624	LHG	O1-C1-C2-O2
29	a	620	LHG	C32-C33-C34-C35
29	1	620	LHG	C32-C33-C34-C35
29	5	623	LHG	C16-C17-C18-C19
29	9	624	LHG	C31-C32-C33-C34
29	X	2630	LHG	C26-C27-C28-C29
29	Y	2630	LHG	C26-C27-C28-C29
29	U	2630	LHG	C16-C17-C18-C19
29	W	2630	LHG	C16-C17-C18-C19
38	U	608	CHL	C2A-CAA-CBA-CGA
27	6	614	CLA	O1A-CGA-O2A-C1
27	8	608	CLA	O1A-CGA-O2A-C1
27	B	802	CLA	C16-C17-C18-C19
38	Y	607	CHL	C16-C17-C18-C19
38	U	601	CHL	C16-C17-C18-C20
38	X	609	CHL	C15-C16-C17-C18
38	W	601	CHL	C3-C5-C6-C7
29	6	623	LHG	C12-C13-C14-C15
29	8	622	LHG	C12-C13-C14-C15
29	X	2630	LHG	C16-C17-C18-C19
29	Y	2630	LHG	C16-C17-C18-C19
27	3	607	CLA	O1A-CGA-O2A-C1

Continued on next page...

Continued from previous page...

Mol	Chain	Res	Type	Atoms
27	7	601	CLA	O1A-CGA-O2A-C1
27	U	613	CLA	O1A-CGA-O2A-C1
27	W	613	CLA	O1A-CGA-O2A-C1
27	A	823	CLA	O1D-CGD-O2D-CED
33	H	205	LMG	O6-C5-C6-O5
29	5	625	LHG	O9-C7-O7-C5
32	5	629	LMU	C4'-C5'-C6'-O6'
29	3	624	LHG	C9-C10-C11-C12
38	U	609	CHL	C11-C12-C13-C14
27	5	617	CLA	O1A-CGA-O2A-C1
29	H	204	LHG	O10-C23-O8-C6
27	A	807	CLA	C16-C17-C18-C19
27	Z	613	CLA	C16-C17-C18-C19
30	A	849	BCR	C1-C6-C7-C8
30	A	849	BCR	C5-C6-C7-C8
30	A	849	BCR	C23-C24-C25-C30
30	A	850	BCR	C1-C6-C7-C8
30	A	851	BCR	C1-C6-C7-C8
30	A	852	BCR	C1-C6-C7-C8
30	A	852	BCR	C5-C6-C7-C8
30	A	852	BCR	C23-C24-C25-C26
30	A	852	BCR	C23-C24-C25-C30
30	B	801	BCR	C5-C6-C7-C8
30	B	801	BCR	C23-C24-C25-C30
30	B	843	BCR	C1-C6-C7-C8
30	B	843	BCR	C5-C6-C7-C8
30	B	843	BCR	C23-C24-C25-C26
30	B	843	BCR	C23-C24-C25-C30
30	B	845	BCR	C1-C6-C7-C8
30	B	845	BCR	C23-C24-C25-C26
30	B	846	BCR	C5-C6-C7-C8
30	B	848	BCR	C23-C24-C25-C30
30	B	849	BCR	C1-C6-C7-C8
30	B	852	BCR	C1-C6-C7-C8
30	B	852	BCR	C5-C6-C7-C8
30	B	853	BCR	C1-C6-C7-C8
30	B	853	BCR	C5-C6-C7-C8
30	B	853	BCR	C23-C24-C25-C26
30	F	305	BCR	C1-C6-C7-C8
30	F	305	BCR	C5-C6-C7-C8
30	F	305	BCR	C23-C24-C25-C26
30	J	102	BCR	C1-C6-C7-C8

Continued on next page...

Continued from previous page...

Mol	Chain	Res	Type	Atoms
30	K	202	BCR	C1-C6-C7-C8
30	K	202	BCR	C5-C6-C7-C8
30	L	308	BCR	C23-C24-C25-C26
30	O	2005	BCR	C5-C6-C7-C8
30	O	2005	BCR	C23-C24-C25-C26
30	a	619	BCR	C1-C6-C7-C8
30	a	619	BCR	C5-C6-C7-C8
30	1	619	BCR	C1-C6-C7-C8
30	1	619	BCR	C5-C6-C7-C8
30	2	623	BCR	C1-C6-C7-C8
30	2	623	BCR	C23-C24-C25-C26
30	3	620	BCR	C23-C24-C25-C26
30	3	620	BCR	C23-C24-C25-C30
30	4	621	BCR	C1-C6-C7-C8
30	6	622	BCR	C5-C6-C7-C8
30	6	622	BCR	C23-C24-C25-C26
30	7	621	BCR	C23-C24-C25-C26
30	7	623	BCR	C23-C24-C25-C26
30	8	621	BCR	C5-C6-C7-C8
30	9	621	BCR	C1-C6-C7-C8
30	9	621	BCR	C23-C24-C25-C26
35	4	619	LUT	C5-C6-C7-C8
35	5	620	LUT	C1-C6-C7-C8
35	X	1620	LUT	C1-C6-C7-C8
35	X	1620	LUT	C5-C6-C7-C8
35	Y	1620	LUT	C1-C6-C7-C8
35	Y	1620	LUT	C5-C6-C7-C8
35	U	1620	LUT	C1-C6-C7-C8
35	W	1620	LUT	C1-C6-C7-C8
32	A	858	LMU	C5-C6-C7-C8
27	A	810	CLA	CBA-CGA-O2A-C1
27	a	614	CLA	CBA-CGA-O2A-C1
27	4	601	CLA	CBA-CGA-O2A-C1
27	B	831	CLA	C13-C15-C16-C17
27	5	607	CLA	C15-C16-C17-C18
27	8	602	CLA	C5-C6-C7-C8
38	Y	607	CHL	C5-C6-C7-C8
38	Y	609	CHL	C8-C10-C11-C12
38	Z	601	CHL	C15-C16-C17-C18
38	U	609	CHL	C8-C10-C11-C12
38	W	601	CHL	C13-C15-C16-C17
29	B	851	LHG	C8-C7-O7-C5

Continued on next page...

Continued from previous page...

Mol	Chain	Res	Type	Atoms
29	6	623	LHG	C8-C7-O7-C5
33	A	860	LMG	C11-C10-O7-C8
33	4	624	LMG	C11-C10-O7-C8
29	9	623	LHG	C14-C15-C16-C17
29	U	2630	LHG	C17-C18-C19-C20
29	W	2630	LHG	C17-C18-C19-C20
27	2	602	CLA	O1A-CGA-O2A-C1
29	3	623	LHG	C23-C24-C25-C26
32	K	208	LMU	C3-C4-C5-C6
32	K	208	LMU	C1-C2-C3-C4
27	B	838	CLA	O1A-CGA-O2A-C1
27	6	604	CLA	C8-C10-C11-C12
27	6	616	CLA	C5-C6-C7-C8
27	6	616	CLA	C2C-C3C-CAC-CBC
27	B	810	CLA	C2-C1-O2A-CGA
27	5	613	CLA	C2-C1-O2A-CGA
27	A	806	CLA	C6-C7-C8-C10
27	A	814	CLA	C11-C10-C8-C7
27	B	802	CLA	C6-C7-C8-C10
27	B	806	CLA	C11-C12-C13-C15
27	B	808	CLA	C2-C3-C5-C6
27	B	808	CLA	C6-C7-C8-C10
27	B	814	CLA	C11-C12-C13-C15
27	B	818	CLA	C11-C10-C8-C7
27	B	826	CLA	C11-C10-C8-C7
27	a	609	CLA	C11-C12-C13-C15
27	a	609	CLA	C12-C13-C15-C16
27	4	604	CLA	C6-C7-C8-C10
27	6	604	CLA	C6-C7-C8-C10
27	6	620	CLA	C11-C12-C13-C15
27	8	613	CLA	C11-C10-C8-C7
27	Z	612	CLA	C11-C12-C13-C15
27	Z	613	CLA	C2-C3-C5-C6
27	Z	613	CLA	C11-C10-C8-C7
27	U	613	CLA	C11-C10-C8-C7
27	V	613	CLA	C2-C3-C5-C6
27	W	613	CLA	C11-C10-C8-C7
38	Z	601	CHL	C6-C7-C8-C10
38	V	601	CHL	C11-C12-C13-C15
27	B	829	CLA	O1A-CGA-O2A-C1
27	B	840	CLA	O1A-CGA-O2A-C1
27	4	601	CLA	O1A-CGA-O2A-C1

Continued on next page...

Continued from previous page...

Mol	Chain	Res	Type	Atoms
29	9	622	LHG	O10-C23-O8-C6
38	W	607	CHL	O1A-CGA-O2A-C1
27	Z	613	CLA	C10-C11-C12-C13
38	U	601	CHL	C5-C6-C7-C8
27	Z	610	CLA	C16-C17-C18-C19
38	Y	601	CHL	C16-C17-C18-C20
33	J	104	LMG	O9-C10-O7-C8
27	A	836	CLA	CBA-CGA-O2A-C1
27	B	841	CLA	CBA-CGA-O2A-C1
27	6	601	CLA	CBA-CGA-O2A-C1
27	6	613	CLA	CBA-CGA-O2A-C1
27	7	611	CLA	CBA-CGA-O2A-C1
27	8	610	CLA	CBA-CGA-O2A-C1
27	X	613	CLA	CBA-CGA-O2A-C1
27	Y	613	CLA	CBA-CGA-O2A-C1
33	4	623	LMG	C29-C28-O8-C9
33	5	627	LMG	C29-C28-O8-C9
38	W	601	CHL	CBA-CGA-O2A-C1
33	9	625	LMG	C19-C20-C21-C22
27	A	803	CLA	C2A-CAA-CBA-CGA
27	A	854	CLA	C2A-CAA-CBA-CGA
27	B	811	CLA	C2A-CAA-CBA-CGA
27	L	303	CLA	C2A-CAA-CBA-CGA
27	X	613	CLA	C2A-CAA-CBA-CGA
27	Y	613	CLA	C2A-CAA-CBA-CGA
27	V	613	CLA	C2A-CAA-CBA-CGA
27	5	613	CLA	C10-C11-C12-C13
27	6	616	CLA	C15-C16-C17-C18
33	J	103	LMG	C11-C12-C13-C14
33	J	104	LMG	C29-C30-C31-C32
27	4	602	CLA	O1D-CGD-O2D-CED
27	3	610	CLA	CBD-CGD-O2D-CED
33	J	104	LMG	C10-C11-C12-C13
27	3	609	CLA	C3-C5-C6-C7
27	A	835	CLA	O1D-CGD-O2D-CED
27	4	614	CLA	CBA-CGA-O2A-C1
27	J	101	CLA	O1D-CGD-O2D-CED
29	7	622	LHG	C10-C11-C12-C13
32	8	625	LMU	C5'-C4'-O1B-C1B
33	H	205	LMG	C29-C30-C31-C32
29	3	624	LHG	C23-C24-C25-C26
33	J	104	LMG	C11-C10-O7-C8

Continued on next page...

Continued from previous page...

Mol	Chain	Res	Type	Atoms
29	3	624	LHG	O6-C4-C5-O7
27	B	809	CLA	C10-C11-C12-C13
27	B	828	CLA	C10-C11-C12-C13
27	6	616	CLA	C13-C15-C16-C17
38	Y	607	CHL	C15-C16-C17-C18
27	A	830	CLA	CBD-CGD-O2D-CED
27	B	841	CLA	CBD-CGD-O2D-CED
27	V	611	CLA	CBD-CGD-O2D-CED
29	B	851	LHG	O9-C7-O7-C5
29	6	623	LHG	O9-C7-O7-C5
33	4	624	LMG	O9-C10-O7-C8
27	A	802	CLA	C3-C5-C6-C7
33	A	860	LMG	C28-C29-C30-C31
29	O	2631	LHG	C10-C11-C12-C13
27	5	604	CLA	C15-C16-C17-C18
29	9	622	LHG	O7-C5-C6-O8
29	3	624	LHG	C11-C10-C9-C8
27	A	810	CLA	O1A-CGA-O2A-C1
27	B	841	CLA	C10-C11-C12-C13
27	B	841	CLA	C13-C15-C16-C17
38	Z	609	CHL	C10-C11-C12-C13
27	Z	613	CLA	C4-C3-C5-C6
38	X	608	CHL	C4-C3-C5-C6
27	A	842	CLA	C2-C3-C5-C6
27	A	824	CLA	C11-C10-C8-C9
27	A	825	CLA	C6-C7-C8-C9
27	A	831	CLA	C11-C10-C8-C9
27	B	802	CLA	C6-C7-C8-C9
27	B	814	CLA	C11-C12-C13-C14
27	B	827	CLA	C14-C13-C15-C16
27	4	602	CLA	C11-C10-C8-C9
27	X	602	CLA	C6-C7-C8-C9
27	X	613	CLA	C14-C13-C15-C16
27	Y	602	CLA	C6-C7-C8-C9
27	Y	613	CLA	C14-C13-C15-C16
27	U	613	CLA	C11-C10-C8-C9
27	W	613	CLA	C11-C10-C8-C9
38	V	601	CHL	C11-C10-C8-C9
38	X	609	CHL	O1D-CGD-O2D-CED
27	B	832	CLA	C3-C5-C6-C7
38	Y	601	CHL	C3-C5-C6-C7
27	2	613	CLA	C2A-CAA-CBA-CGA

Continued on next page...

Continued from previous page...

Mol	Chain	Res	Type	Atoms
27	7	613	CLA	C2A-CAA-CBA-CGA
27	8	603	CLA	C2A-CAA-CBA-CGA
29	H	204	LHG	C25-C26-C27-C28
34	B	850	DGD	O6E-C5E-C6E-O5E
27	A	842	CLA	CBA-CGA-O2A-C1
27	B	823	CLA	O1D-CGD-O2D-CED
27	B	827	CLA	C5-C6-C7-C8
27	7	602	CLA	C13-C15-C16-C17
38	U	601	CHL	C15-C16-C17-C18
30	B	849	BCR	C7-C8-C9-C10
32	A	858	LMU	C1-C2-C3-C4
27	a	614	CLA	O1A-CGA-O2A-C1
27	A	805	CLA	C1A-C2A-CAA-CBA
27	A	808	CLA	C1A-C2A-CAA-CBA
27	A	811	CLA	C1A-C2A-CAA-CBA
27	A	820	CLA	C1A-C2A-CAA-CBA
27	A	831	CLA	C1A-C2A-CAA-CBA
27	B	803	CLA	C1A-C2A-CAA-CBA
27	B	805	CLA	C1A-C2A-CAA-CBA
27	B	812	CLA	C1A-C2A-CAA-CBA
27	B	813	CLA	C1A-C2A-CAA-CBA
27	B	818	CLA	C1A-C2A-CAA-CBA
27	B	820	CLA	C1A-C2A-CAA-CBA
27	B	827	CLA	C1A-C2A-CAA-CBA
27	B	828	CLA	C1A-C2A-CAA-CBA
27	B	832	CLA	C1A-C2A-CAA-CBA
27	K	201	CLA	C1A-C2A-CAA-CBA
27	L	302	CLA	C1A-C2A-CAA-CBA
27	L	303	CLA	C1A-C2A-CAA-CBA
27	2	612	CLA	C1A-C2A-CAA-CBA
27	3	603	CLA	C1A-C2A-CAA-CBA
27	3	607	CLA	C1A-C2A-CAA-CBA
27	3	609	CLA	C1A-C2A-CAA-CBA
27	4	601	CLA	C1A-C2A-CAA-CBA
27	4	616	CLA	C1A-C2A-CAA-CBA
27	6	614	CLA	C1A-C2A-CAA-CBA
27	6	616	CLA	C1A-C2A-CAA-CBA
27	7	604	CLA	C1A-C2A-CAA-CBA
27	9	607	CLA	C1A-C2A-CAA-CBA
27	Z	603	CLA	C1A-C2A-CAA-CBA
38	V	607	CHL	C1A-C2A-CAA-CBA
38	Z	609	CHL	C16-C17-C18-C20

Continued on next page...

Continued from previous page...

Mol	Chain	Res	Type	Atoms
33	A	860	LMG	O9-C10-O7-C8
33	9	625	LMG	C38-C39-C40-C41
27	A	822	CLA	C15-C16-C17-C18
27	B	818	CLA	C5-C6-C7-C8
27	5	609	CLA	C15-C16-C17-C18
27	8	601	CLA	C10-C11-C12-C13
29	6	623	LHG	C4-O6-P-O3
29	8	623	LHG	C3-O3-P-O6
29	U	2630	LHG	C4-O6-P-O3
29	W	2630	LHG	C4-O6-P-O3
27	4	607	CLA	O1D-CGD-O2D-CED
27	A	836	CLA	O1A-CGA-O2A-C1
27	B	803	CLA	CBA-CGA-O2A-C1
29	B	854	LHG	O6-C4-C5-C6
29	3	624	LHG	O6-C4-C5-C6
29	X	2630	LHG	C17-C18-C19-C20
29	Y	2630	LHG	C17-C18-C19-C20
27	a	616	CLA	O1D-CGD-O2D-CED
33	J	104	LMG	O6-C5-C6-O5
27	A	830	CLA	C13-C15-C16-C17
27	V	613	CLA	C4-C3-C5-C6
27	B	822	CLA	C3A-C2A-CAA-CBA
27	4	611	CLA	C3A-C2A-CAA-CBA
27	8	611	CLA	C3A-C2A-CAA-CBA
27	9	606	CLA	C3A-C2A-CAA-CBA
27	1	616	CLA	O1D-CGD-O2D-CED
29	U	2630	LHG	C31-C32-C33-C34
27	6	613	CLA	O1A-CGA-O2A-C1
27	7	611	CLA	O1A-CGA-O2A-C1
27	8	610	CLA	O1A-CGA-O2A-C1
29	4	622	LHG	C16-C17-C18-C19
27	5	613	CLA	C5-C6-C7-C8
27	A	813	CLA	C2A-CAA-CBA-CGA
27	A	825	CLA	C2A-CAA-CBA-CGA
38	X	601	CHL	C16-C17-C18-C20
38	W	601	CHL	C16-C17-C18-C19
29	2	622	LHG	C4-C5-C6-O8
29	3	623	LHG	C4-C5-C6-O8
29	5	625	LHG	C4-C5-C6-O8
29	7	622	LHG	C4-C5-C6-O8
29	9	622	LHG	C4-C5-C6-O8
33	H	205	LMG	C7-C8-C9-O8

Continued on next page...

Continued from previous page...

Mol	Chain	Res	Type	Atoms
33	5	627	LMG	C7-C8-C9-O8
34	B	850	DGD	O1G-C1G-C2G-C3G
27	B	808	CLA	C15-C16-C17-C18
27	A	819	CLA	C11-C12-C13-C14
27	X	613	CLA	O1A-CGA-O2A-C1
33	5	627	LMG	O10-C28-O8-C9
38	W	601	CHL	O1A-CGA-O2A-C1
27	B	829	CLA	O1D-CGD-O2D-CED
27	A	826	CLA	CAA-CBA-CGA-O2A
32	A	857	LMU	C6-C7-C8-C9
33	9	625	LMG	C13-C14-C15-C16
27	B	812	CLA	C2A-CAA-CBA-CGA
27	A	839	CLA	C5-C6-C7-C8
27	B	816	CLA	C5-C6-C7-C8
27	4	604	CLA	C11-C10-C8-C9
27	X	603	CLA	CAA-CBA-CGA-O2A
27	Y	603	CLA	CAA-CBA-CGA-O2A
27	Y	613	CLA	O1A-CGA-O2A-C1
38	W	608	CHL	CBA-CGA-O2A-C1
27	A	806	CLA	C5-C6-C7-C8
29	6	623	LHG	O1-C1-C2-O2
32	A	858	LMU	C3'-C4'-O1B-C1B
27	6	601	CLA	O1A-CGA-O2A-C1
33	4	623	LMG	O10-C28-O8-C9
29	6	623	LHG	C18-C19-C20-C21
27	A	831	CLA	O1D-CGD-O2D-CED
27	7	601	CLA	C5-C6-C7-C8
38	X	607	CHL	C13-C15-C16-C17
38	Z	607	CHL	C10-C11-C12-C13
27	B	816	CLA	C2A-CAA-CBA-CGA
27	5	613	CLA	C2A-CAA-CBA-CGA
27	F	301	CLA	C4-C3-C5-C6
27	U	613	CLA	C4-C3-C5-C6
27	W	613	CLA	C4-C3-C5-C6
34	B	850	DGD	C1A-C2A-C3A-C4A
27	B	811	CLA	CBA-CGA-O2A-C1
27	3	606	CLA	CBA-CGA-O2A-C1
27	Z	612	CLA	CBA-CGA-O2A-C1
27	Z	613	CLA	CBA-CGA-O2A-C1
33	L	2631	LMG	O6-C5-C6-O5
27	A	824	CLA	CBD-CGD-O2D-CED
27	B	833	CLA	C5-C6-C7-C8

Continued on next page...

Continued from previous page...

Mol	Chain	Res	Type	Atoms
27	5	604	CLA	C5-C6-C7-C8
38	X	601	CHL	C15-C16-C17-C18
34	B	850	DGD	CFB-CGB-CHB-CIB
32	5	629	LMU	O5B-C1B-O1B-C4'
32	1	621	LMU	O5B-C5B-C6B-O6B
33	8	626	LMG	O6-C5-C6-O5
27	A	806	CLA	C15-C16-C17-C18
27	7	608	CLA	C2-C1-O2A-CGA
38	V	609	CHL	C2-C1-O2A-CGA
38	W	607	CHL	C2-C1-O2A-CGA
27	Y	602	CLA	C10-C11-C12-C13
32	8	625	LMU	C6-C7-C8-C9
38	W	609	CHL	C3-C5-C6-C7
27	Z	604	CLA	O1D-CGD-O2D-CED
27	6	616	CLA	C10-C11-C12-C13
29	O	2631	LHG	C11-C10-C9-C8
27	A	804	CLA	CBA-CGA-O2A-C1
27	A	831	CLA	CBA-CGA-O2A-C1
38	Y	607	CHL	CBA-CGA-O2A-C1
27	B	841	CLA	O1A-CGA-O2A-C1
29	9	624	LHG	O6-C4-C5-O7
27	6	604	CLA	C16-C17-C18-C19
27	A	842	CLA	O1A-CGA-O2A-C1
27	4	614	CLA	O1A-CGA-O2A-C1
27	B	808	CLA	C13-C15-C16-C17
27	B	828	CLA	C8-C10-C11-C12
27	U	613	CLA	C5-C6-C7-C8
29	5	625	LHG	O7-C5-C6-O8
33	9	625	LMG	O7-C8-C9-O8
29	A	846	LHG	C30-C31-C32-C33
29	3	624	LHG	C12-C13-C14-C15
27	7	611	CLA	C5-C6-C7-C8
27	W	613	CLA	C5-C6-C7-C8
27	B	803	CLA	O1A-CGA-O2A-C1
27	B	811	CLA	O1A-CGA-O2A-C1
27	Z	613	CLA	O1A-CGA-O2A-C1
32	8	625	LMU	C1-C2-C3-C4
27	B	827	CLA	C4-C3-C5-C6
27	3	604	CLA	C4-C3-C5-C6
27	W	611	CLA	C4-C3-C5-C6
27	A	801	CLA	C12-C13-C15-C16
27	A	804	CLA	C6-C7-C8-C10

Continued on next page...

Continued from previous page...

Mol	Chain	Res	Type	Atoms
27	A	809	CLA	C11-C12-C13-C15
27	A	814	CLA	C12-C13-C15-C16
27	A	822	CLA	C12-C13-C15-C16
27	A	824	CLA	C11-C10-C8-C7
27	A	825	CLA	C6-C7-C8-C10
27	A	826	CLA	C11-C10-C8-C7
27	A	828	CLA	C11-C10-C8-C7
27	A	831	CLA	C11-C10-C8-C7
27	A	841	CLA	C12-C13-C15-C16
27	A	842	CLA	C11-C12-C13-C15
27	B	805	CLA	C11-C10-C8-C7
27	B	817	CLA	C6-C7-C8-C10
27	B	817	CLA	C11-C10-C8-C7
27	B	824	CLA	C6-C7-C8-C10
27	B	824	CLA	C12-C13-C15-C16
27	B	827	CLA	C12-C13-C15-C16
27	B	831	CLA	C11-C10-C8-C7
27	B	837	CLA	C11-C12-C13-C15
27	F	301	CLA	C2-C3-C5-C6
27	H	203	CLA	C6-C7-C8-C10
27	H	203	CLA	C11-C10-C8-C7
27	3	609	CLA	C11-C10-C8-C7
27	4	608	CLA	C11-C10-C8-C7
27	4	610	CLA	C6-C7-C8-C10
27	4	610	CLA	C11-C12-C13-C15
27	5	604	CLA	C6-C7-C8-C10
27	5	604	CLA	C12-C13-C15-C16
27	5	607	CLA	C6-C7-C8-C10
27	5	607	CLA	C12-C13-C15-C16
27	5	613	CLA	C6-C7-C8-C10
27	6	616	CLA	C11-C10-C8-C7
27	6	620	CLA	C11-C10-C8-C7
27	7	602	CLA	C11-C10-C8-C7
27	8	606	CLA	C11-C12-C13-C15
27	9	609	CLA	C11-C12-C13-C15
27	9	610	CLA	C6-C7-C8-C10
27	9	613	CLA	C11-C12-C13-C15
27	X	602	CLA	C6-C7-C8-C10
27	X	613	CLA	C11-C10-C8-C7
27	X	613	CLA	C12-C13-C15-C16
27	Y	602	CLA	C6-C7-C8-C10
27	Y	613	CLA	C11-C10-C8-C7

Continued on next page...

Continued from previous page...

Mol	Chain	Res	Type	Atoms
27	Y	613	CLA	C12-C13-C15-C16
27	Z	603	CLA	C11-C10-C8-C7
27	Z	603	CLA	C11-C12-C13-C15
27	U	602	CLA	C6-C7-C8-C10
27	W	602	CLA	C6-C7-C8-C10
27	W	611	CLA	C2-C3-C5-C6
38	X	601	CHL	C12-C13-C15-C16
38	X	608	CHL	C11-C12-C13-C15
38	X	608	CHL	C12-C13-C15-C16
38	X	609	CHL	C11-C10-C8-C7
38	X	609	CHL	C11-C12-C13-C15
38	Y	609	CHL	C11-C12-C13-C15
38	Z	607	CHL	C11-C12-C13-C15
38	Z	609	CHL	C12-C13-C15-C16
38	V	609	CHL	C11-C10-C8-C7
38	W	609	CHL	C11-C12-C13-C15
38	W	609	CHL	C12-C13-C15-C16
27	A	809	CLA	C11-C12-C13-C14
27	A	814	CLA	C11-C10-C8-C9
27	A	814	CLA	C14-C13-C15-C16
27	A	826	CLA	C11-C10-C8-C9
27	A	829	CLA	C14-C13-C15-C16
27	A	830	CLA	C6-C7-C8-C9
27	A	831	CLA	C14-C13-C15-C16
27	A	841	CLA	C11-C10-C8-C9
27	A	842	CLA	C11-C12-C13-C14
27	B	805	CLA	C11-C10-C8-C9
27	B	806	CLA	C11-C10-C8-C9
27	B	810	CLA	C11-C10-C8-C9
27	B	817	CLA	C6-C7-C8-C9
27	B	817	CLA	C11-C10-C8-C9
27	B	818	CLA	C11-C10-C8-C9
27	B	824	CLA	C6-C7-C8-C9
27	B	824	CLA	C14-C13-C15-C16
27	B	837	CLA	C11-C12-C13-C14
27	H	203	CLA	C11-C10-C8-C9
27	2	602	CLA	C14-C13-C15-C16
27	4	604	CLA	C6-C7-C8-C9
27	4	608	CLA	C11-C12-C13-C14
27	4	610	CLA	C6-C7-C8-C9
27	5	604	CLA	C14-C13-C15-C16
27	5	607	CLA	C6-C7-C8-C9

Continued on next page...

Continued from previous page...

Mol	Chain	Res	Type	Atoms
27	5	607	CLA	C14-C13-C15-C16
27	5	609	CLA	C11-C10-C8-C9
27	5	613	CLA	C6-C7-C8-C9
27	6	602	CLA	C6-C7-C8-C9
27	6	616	CLA	C11-C10-C8-C9
27	6	620	CLA	C11-C10-C8-C9
27	6	620	CLA	C11-C12-C13-C14
27	7	602	CLA	C11-C10-C8-C9
27	8	606	CLA	C11-C12-C13-C14
27	9	609	CLA	C11-C12-C13-C14
27	9	610	CLA	C6-C7-C8-C9
27	X	613	CLA	C11-C10-C8-C9
27	Y	613	CLA	C11-C10-C8-C9
27	Z	613	CLA	C14-C13-C15-C16
27	U	602	CLA	C6-C7-C8-C9
27	W	602	CLA	C6-C7-C8-C9
28	A	844	PQN	C19-C18-C20-C21
38	Y	601	CHL	C6-C7-C8-C9
38	Z	601	CHL	C11-C10-C8-C9
38	Z	607	CHL	C11-C12-C13-C14
38	U	601	CHL	C6-C7-C8-C9
38	W	601	CHL	C11-C10-C8-C9
38	W	609	CHL	C14-C13-C15-C16
27	6	616	CLA	CBD-CGD-O2D-CED
29	H	204	LHG	C31-C32-C33-C34
27	4	601	CLA	C8-C10-C11-C12
27	Z	603	CLA	C15-C16-C17-C18
38	Y	601	CHL	C15-C16-C17-C18
27	A	842	CLA	C2A-CAA-CBA-CGA
27	5	609	CLA	C16-C17-C18-C20
27	A	814	CLA	O1D-CGD-O2D-CED
27	A	837	CLA	O1D-CGD-O2D-CED
27	B	837	CLA	O1D-CGD-O2D-CED
29	6	623	LHG	C1-C2-C3-O3
27	A	814	CLA	CBA-CGA-O2A-C1
29	3	623	LHG	C24-C23-O8-C6
29	6	623	LHG	C24-C23-O8-C6
38	Y	608	CHL	CBA-CGA-O2A-C1
29	Z	2630	LHG	C19-C20-C21-C22
27	A	817	CLA	O1D-CGD-O2D-CED
27	4	614	CLA	O1D-CGD-O2D-CED
27	3	606	CLA	O1A-CGA-O2A-C1

Continued on next page...

Continued from previous page...

Mol	Chain	Res	Type	Atoms
27	4	608	CLA	CBD-CGD-O2D-CED
27	4	613	CLA	CBD-CGD-O2D-CED
29	3	623	LHG	C9-C10-C11-C12
29	6	623	LHG	C34-C35-C36-C37
33	5	627	LMG	O6-C1-O1-C7
29	7	622	LHG	O6-C4-C5-C6
33	4	624	LMG	C28-C29-C30-C31
27	A	819	CLA	CAA-CBA-CGA-O2A
27	K	203	CLA	O1D-CGD-O2D-CED
27	A	836	CLA	C4-C3-C5-C6
27	9	609	CLA	C4-C3-C5-C6
27	B	827	CLA	C2-C3-C5-C6
27	3	604	CLA	C2-C3-C5-C6
27	9	609	CLA	C2-C3-C5-C6
27	U	613	CLA	C2-C3-C5-C6
27	W	613	CLA	C2-C3-C5-C6
29	A	846	LHG	C32-C33-C34-C35
29	1	620	LHG	C35-C36-C37-C38
29	9	624	LHG	C27-C28-C29-C30
27	K	203	CLA	C11-C10-C8-C9
27	8	614	CLA	C5-C6-C7-C8
29	a	620	LHG	C35-C36-C37-C38
29	B	851	LHG	C11-C10-C9-C8
27	A	826	CLA	C8-C10-C11-C12
27	7	613	CLA	C15-C16-C17-C18
27	4	601	CLA	O1D-CGD-O2D-CED
27	A	838	CLA	CBA-CGA-O2A-C1
27	2	610	CLA	CBA-CGA-O2A-C1
27	8	606	CLA	CBA-CGA-O2A-C1
27	V	613	CLA	CBA-CGA-O2A-C1
27	W	610	CLA	CBA-CGA-O2A-C1
33	4	624	LMG	C10-C11-C12-C13
29	3	623	LHG	C14-C15-C16-C17
32	K	208	LMU	C4-C5-C6-C7
27	A	841	CLA	C3A-C2A-CAA-CBA
27	B	827	CLA	C3A-C2A-CAA-CBA
27	B	828	CLA	C3A-C2A-CAA-CBA
27	6	601	CLA	C3A-C2A-CAA-CBA
27	6	609	CLA	C3A-C2A-CAA-CBA
38	U	609	CHL	C3A-C2A-CAA-CBA
38	V	609	CHL	C3A-C2A-CAA-CBA
38	W	601	CHL	C3A-C2A-CAA-CBA

Continued on next page...

Continued from previous page...

Mol	Chain	Res	Type	Atoms
29	6	623	LHG	C28-C29-C30-C31
32	A	857	LMU	C2-C1-O1'-C1'
27	5	609	CLA	C16-C17-C18-C19
27	Z	603	CLA	C16-C17-C18-C20
27	A	805	CLA	CBA-CGA-O2A-C1
27	U	610	CLA	CBA-CGA-O2A-C1
38	V	608	CHL	CBA-CGA-O2A-C1
27	B	831	CLA	C2C-C3C-CAC-CBC
32	8	625	LMU	C4'-C5'-C6'-O6'
38	Z	609	CHL	C8-C10-C11-C12
29	5	623	LHG	C4-C5-C6-O8
33	8	626	LMG	C7-C8-C9-O8
33	L	2631	LMG	C13-C14-C15-C16
27	Z	612	CLA	O1A-CGA-O2A-C1
32	A	858	LMU	C4'-C5'-C6'-O6'
29	2	622	LHG	C27-C28-C29-C30
27	A	854	CLA	O2A-C1-C2-C3
33	5	627	LMG	C4-C5-C6-O5
27	A	843	CLA	C4-C3-C5-C6
27	2	611	CLA	O1D-CGD-O2D-CED
27	Z	614	CLA	C6-C7-C8-C9
33	J	103	LMG	C13-C14-C15-C16
29	2	622	LHG	C4-O6-P-O3
38	Z	609	CHL	C3C-C2C-CMC-OMC
29	8	622	LHG	C7-C8-C9-C10
38	Y	607	CHL	O1A-CGA-O2A-C1
38	V	609	CHL	C3-C5-C6-C7
27	A	825	CLA	C13-C15-C16-C17
27	A	842	CLA	C8-C10-C11-C12
33	8	626	LMG	C33-C34-C35-C36
29	B	854	LHG	O6-C4-C5-O7
29	O	2631	LHG	O6-C4-C5-O7
28	B	842	PQN	C11-C12-C13-C14
27	A	804	CLA	O1A-CGA-O2A-C1
27	A	831	CLA	O1A-CGA-O2A-C1
32	8	625	LMU	O5B-C5B-C6B-O6B
38	W	607	CHL	C16-C17-C18-C19
27	U	603	CLA	CAA-CBA-CGA-O2A
27	W	603	CLA	CAA-CBA-CGA-O2A
29	4	622	LHG	C30-C31-C32-C33
27	6	610	CLA	C13-C15-C16-C17
27	6	620	CLA	C10-C11-C12-C13

Continued on next page...

Continued from previous page...

Mol	Chain	Res	Type	Atoms
29	5	625	LHG	C10-C11-C12-C13
29	3	623	LHG	O7-C5-C6-O8
33	A	860	LMG	O1-C7-C8-O7
33	H	205	LMG	O7-C8-C9-O8
33	8	626	LMG	O7-C8-C9-O8
27	6	604	CLA	C16-C17-C18-C20
32	A	858	LMU	O5'-C1'-O1'-C1
27	A	809	CLA	C13-C15-C16-C17
27	4	609	CLA	CBD-CGD-O2D-CED
27	U	603	CLA	C4-C3-C5-C6
27	W	603	CLA	C4-C3-C5-C6
27	A	821	CLA	C2-C1-O2A-CGA
27	A	854	CLA	C2-C1-O2A-CGA
27	F	301	CLA	C2-C1-O2A-CGA
27	8	613	CLA	C2-C1-O2A-CGA
38	Z	608	CHL	C2-C1-O2A-CGA
38	U	609	CHL	C2-C1-O2A-CGA
27	A	814	CLA	O1A-CGA-O2A-C1
27	6	613	CLA	C10-C11-C12-C13
27	A	804	CLA	C6-C7-C8-C9
27	A	820	CLA	C11-C10-C8-C9
27	A	822	CLA	C14-C13-C15-C16
27	A	842	CLA	C11-C10-C8-C9
27	A	843	CLA	C11-C12-C13-C14
27	B	813	CLA	C6-C7-C8-C9
27	B	818	CLA	C6-C7-C8-C9
27	B	831	CLA	C11-C12-C13-C14
27	B	837	CLA	C14-C13-C15-C16
27	2	602	CLA	C11-C10-C8-C9
27	7	602	CLA	C14-C13-C15-C16
27	9	613	CLA	C11-C12-C13-C14
27	Z	602	CLA	C6-C7-C8-C9
38	Z	601	CHL	C11-C12-C13-C14
38	V	601	CHL	C6-C7-C8-C9
27	A	835	CLA	C5-C6-C7-C8
29	2	622	LHG	C26-C27-C28-C29
38	W	608	CHL	C2A-CAA-CBA-CGA
38	Z	601	CHL	C16-C17-C18-C20
27	a	602	CLA	C3-C5-C6-C7
27	1	602	CLA	C3-C5-C6-C7
30	B	845	BCR	C23-C24-C25-C30
30	F	305	BCR	C23-C24-C25-C30

Continued on next page...

Continued from previous page...

Mol	Chain	Res	Type	Atoms
30	L	308	BCR	C5-C6-C7-C8
30	2	623	BCR	C23-C24-C25-C30
30	6	622	BCR	C1-C6-C7-C8
30	9	621	BCR	C23-C24-C25-C30
35	2	619	LUT	C1-C6-C7-C8
35	U	1620	LUT	C5-C6-C7-C8
35	W	1620	LUT	C5-C6-C7-C8
27	7	601	CLA	C10-C11-C12-C13
38	X	609	CHL	C8-C10-C11-C12
38	W	607	CHL	CAA-CBA-CGA-O2A
35	V	1621	LUT	C7-C8-C9-C19
32	1	621	LMU	C6-C7-C8-C9
27	9	606	CLA	C1A-C2A-CAA-CBA
27	X	614	CLA	C1A-C2A-CAA-CBA
27	U	614	CLA	C1A-C2A-CAA-CBA
30	A	849	BCR	C21-C22-C23-C24
30	6	622	BCR	C21-C22-C23-C24
35	X	1621	LUT	C7-C8-C9-C10
35	Y	1621	LUT	C7-C8-C9-C10
35	U	1621	LUT	C7-C8-C9-C10
38	U	605	CHL	C1A-C2A-CAA-CBA
27	B	806	CLA	C15-C16-C17-C18
27	2	613	CLA	C15-C16-C17-C18
27	X	613	CLA	C5-C6-C7-C8
27	Y	613	CLA	C5-C6-C7-C8
29	8	623	LHG	C8-C7-O7-C5
29	H	204	LHG	C14-C15-C16-C17
29	9	623	LHG	C32-C33-C34-C35
27	B	839	CLA	C10-C11-C12-C13
27	X	610	CLA	C13-C15-C16-C17
29	1	620	LHG	C34-C35-C36-C37
27	3	610	CLA	O1D-CGD-O2D-CED
29	U	2630	LHG	C29-C30-C31-C32
29	W	2630	LHG	C29-C30-C31-C32
27	B	816	CLA	C2-C1-O2A-CGA
27	3	613	CLA	C2-C1-O2A-CGA
27	Y	610	CLA	C13-C15-C16-C17
29	H	204	LHG	O2-C2-C3-O3
29	a	620	LHG	C34-C35-C36-C37
27	A	802	CLA	C11-C10-C8-C7
27	A	807	CLA	C11-C10-C8-C7
27	A	809	CLA	C12-C13-C15-C16

Continued on next page...

Continued from previous page...

Mol	Chain	Res	Type	Atoms
27	A	811	CLA	C11-C10-C8-C7
27	A	820	CLA	C11-C10-C8-C7
27	A	830	CLA	C6-C7-C8-C10
27	A	831	CLA	C12-C13-C15-C16
27	A	835	CLA	C11-C12-C13-C15
27	A	841	CLA	C11-C10-C8-C7
27	A	842	CLA	C11-C10-C8-C7
27	A	843	CLA	C11-C12-C13-C15
27	B	803	CLA	C6-C7-C8-C10
27	B	810	CLA	C11-C10-C8-C7
27	B	813	CLA	C11-C12-C13-C15
27	B	828	CLA	C12-C13-C15-C16
27	B	831	CLA	C11-C12-C13-C15
27	B	837	CLA	C12-C13-C15-C16
27	B	839	CLA	C12-C13-C15-C16
27	2	601	CLA	C6-C7-C8-C10
27	2	602	CLA	C11-C10-C8-C7
27	2	602	CLA	C12-C13-C15-C16
27	3	609	CLA	C6-C7-C8-C10
27	4	608	CLA	C11-C12-C13-C15
27	5	602	CLA	C12-C13-C15-C16
27	5	604	CLA	C11-C12-C13-C15
27	5	609	CLA	C6-C7-C8-C10
27	5	609	CLA	C11-C10-C8-C7
27	6	602	CLA	C6-C7-C8-C10
27	6	610	CLA	C6-C7-C8-C10
27	7	602	CLA	C12-C13-C15-C16
27	8	602	CLA	C11-C10-C8-C7
27	Z	602	CLA	C6-C7-C8-C10
27	Z	611	CLA	C11-C12-C13-C15
27	Z	613	CLA	C12-C13-C15-C16
27	U	603	CLA	C2-C3-C5-C6
27	W	603	CLA	C2-C3-C5-C6
27	W	613	CLA	C12-C13-C15-C16
28	A	844	PQN	C17-C18-C20-C21
38	Y	601	CHL	C12-C13-C15-C16
38	Z	601	CHL	C11-C10-C8-C7
38	Z	601	CHL	C11-C12-C13-C15
38	U	601	CHL	C12-C13-C15-C16
38	W	607	CHL	C12-C13-C15-C16
32	5	629	LMU	C5-C6-C7-C8
27	A	829	CLA	C13-C15-C16-C17

Continued on next page...

Continued from previous page...

Mol	Chain	Res	Type	Atoms
27	A	821	CLA	C2A-CAA-CBA-CGA
27	A	830	CLA	C2A-CAA-CBA-CGA
27	B	802	CLA	C2A-CAA-CBA-CGA
27	4	601	CLA	C2A-CAA-CBA-CGA
27	6	620	CLA	C2A-CAA-CBA-CGA
29	9	624	LHG	C28-C29-C30-C31
29	V	2630	LHG	C24-C25-C26-C27
29	9	623	LHG	C7-C8-C9-C10
33	H	205	LMG	C35-C36-C37-C38
27	B	833	CLA	CBA-CGA-O2A-C1
27	X	610	CLA	CBA-CGA-O2A-C1
27	K	203	CLA	C11-C10-C8-C7
27	4	604	CLA	C11-C10-C8-C7
27	X	613	CLA	CBD-CGD-O2D-CED
27	A	806	CLA	CAD-CBD-CGD-O2D
27	A	813	CLA	CAD-CBD-CGD-O2D
27	A	816	CLA	CAD-CBD-CGD-O2D
27	A	818	CLA	CAD-CBD-CGD-O2D
27	A	819	CLA	CAD-CBD-CGD-O2D
27	A	831	CLA	CAD-CBD-CGD-O2D
27	B	809	CLA	CAD-CBD-CGD-O2D
27	B	812	CLA	CAD-CBD-CGD-O2D
27	B	816	CLA	CAD-CBD-CGD-O2D
27	B	825	CLA	CAD-CBD-CGD-O2D
27	B	834	CLA	CAD-CBD-CGD-O2D
27	B	839	CLA	CAD-CBD-CGD-O2D
27	F	303	CLA	CAD-CBD-CGD-O2D
27	G	204	CLA	CAD-CBD-CGD-O2D
27	H	203	CLA	CAD-CBD-CGD-O2D
27	a	612	CLA	CAD-CBD-CGD-O2D
27	1	609	CLA	CAD-CBD-CGD-O2D
27	1	612	CLA	CAD-CBD-CGD-O2D
27	2	607	CLA	CAD-CBD-CGD-O2D
27	2	616	CLA	CAD-CBD-CGD-O2D
27	3	602	CLA	CAD-CBD-CGD-O2D
27	4	601	CLA	CAD-CBD-CGD-O2D
27	4	608	CLA	CAD-CBD-CGD-O2D
27	4	610	CLA	CAD-CBD-CGD-O2D
27	5	614	CLA	CAD-CBD-CGD-O2D
27	6	614	CLA	CAD-CBD-CGD-O2D
27	8	607	CLA	CAD-CBD-CGD-O2D
27	8	608	CLA	CAD-CBD-CGD-O2D

Continued on next page...

Continued from previous page...

Mol	Chain	Res	Type	Atoms
27	Z	610	CLA	CAD-CBD-CGD-O2D
27	U	602	CLA	CAD-CBD-CGD-O2D
27	W	602	CLA	CAD-CBD-CGD-O2D
29	B	854	LHG	C6-C5-O7-C7
27	5	602	CLA	CBA-CGA-O2A-C1
27	Y	610	CLA	CBA-CGA-O2A-C1
27	4	614	CLA	C4-C3-C5-C6
27	Y	603	CLA	C4-C3-C5-C6
33	J	103	LMG	C7-C8-C9-O8
27	Y	613	CLA	CBD-CGD-O2D-CED
29	8	623	LHG	C11-C10-C9-C8
29	7	622	LHG	O6-C4-C5-O7
27	B	803	CLA	C10-C11-C12-C13
27	7	613	CLA	C13-C15-C16-C17
33	H	205	LMG	C18-C19-C20-C21
27	7	615	CLA	C2A-CAA-CBA-CGA
29	8	623	LHG	O9-C7-O7-C5
27	A	804	CLA	CHA-CBD-CGD-O1D
27	A	804	CLA	CHA-CBD-CGD-O2D
27	A	812	CLA	CHA-CBD-CGD-O1D
27	A	812	CLA	CHA-CBD-CGD-O2D
27	A	815	CLA	CHA-CBD-CGD-O1D
27	A	815	CLA	CHA-CBD-CGD-O2D
27	A	825	CLA	CHA-CBD-CGD-O1D
27	A	835	CLA	CHA-CBD-CGD-O1D
27	A	845	CLA	CHA-CBD-CGD-O1D
27	A	845	CLA	CHA-CBD-CGD-O2D
27	B	805	CLA	CHA-CBD-CGD-O1D
27	B	805	CLA	CHA-CBD-CGD-O2D
27	B	813	CLA	CHA-CBD-CGD-O1D
27	B	833	CLA	CHA-CBD-CGD-O1D
27	B	833	CLA	CHA-CBD-CGD-O2D
27	B	841	CLA	CHA-CBD-CGD-O1D
27	F	304	CLA	CHA-CBD-CGD-O1D
27	F	304	CLA	CHA-CBD-CGD-O2D
27	a	604	CLA	CHA-CBD-CGD-O1D
27	a	604	CLA	CHA-CBD-CGD-O2D
27	1	604	CLA	CHA-CBD-CGD-O1D
27	1	604	CLA	CHA-CBD-CGD-O2D
27	2	601	CLA	CHA-CBD-CGD-O1D
27	2	610	CLA	CHA-CBD-CGD-O1D
27	2	610	CLA	CHA-CBD-CGD-O2D

Continued on next page...

Continued from previous page...

Mol	Chain	Res	Type	Atoms
27	3	609	CLA	CHA-CBD-CGD-O1D
27	5	619	CLA	CHA-CBD-CGD-O1D
27	7	602	CLA	CHA-CBD-CGD-O1D
27	7	602	CLA	CHA-CBD-CGD-O2D
38	X	605	CHL	CHA-CBD-CGD-O1D
38	X	605	CHL	CHA-CBD-CGD-O2D
38	Y	605	CHL	CHA-CBD-CGD-O1D
38	Y	605	CHL	CHA-CBD-CGD-O2D
38	U	605	CHL	CHA-CBD-CGD-O1D
38	U	605	CHL	CHA-CBD-CGD-O2D
38	W	605	CHL	CHA-CBD-CGD-O1D
38	W	605	CHL	CHA-CBD-CGD-O2D
29	Z	2630	LHG	C11-C10-C9-C8
27	L	303	CLA	C3-C5-C6-C7
27	A	805	CLA	O1A-CGA-O2A-C1
27	2	610	CLA	O1A-CGA-O2A-C1
27	8	606	CLA	O1A-CGA-O2A-C1
38	Y	608	CHL	O1A-CGA-O2A-C1
38	V	608	CHL	O1A-CGA-O2A-C1
29	8	622	LHG	O7-C5-C6-O8
27	A	838	CLA	O1A-CGA-O2A-C1
27	U	610	CLA	O1A-CGA-O2A-C1
27	V	613	CLA	O1A-CGA-O2A-C1
29	6	623	LHG	O10-C23-O8-C6
29	3	624	LHG	C29-C30-C31-C32
27	A	830	CLA	C3-C5-C6-C7
27	A	807	CLA	C4-C3-C5-C6
27	B	816	CLA	C4-C3-C5-C6
27	6	613	CLA	C4-C3-C5-C6
27	X	603	CLA	C4-C3-C5-C6
27	3	607	CLA	C2C-C3C-CAC-CBC
27	W	610	CLA	O1A-CGA-O2A-C1
29	3	623	LHG	O10-C23-O8-C6
27	A	843	CLA	C2-C3-C5-C6
27	6	613	CLA	C2-C3-C5-C6
27	6	616	CLA	O1D-CGD-O2D-CED
27	A	829	CLA	C11-C12-C13-C14
27	5	602	CLA	C14-C13-C15-C16
27	6	604	CLA	C6-C7-C8-C9
27	6	616	CLA	C11-C12-C13-C14
27	8	601	CLA	C6-C7-C8-C9
28	A	844	PQN	C21-C22-C23-C24

Continued on next page...

Continued from previous page...

Mol	Chain	Res	Type	Atoms
38	X	601	CHL	C6-C7-C8-C9
38	W	601	CHL	C6-C7-C8-C9
29	X	2630	LHG	C29-C30-C31-C32
29	Y	2630	LHG	C29-C30-C31-C32
27	B	833	CLA	O1A-CGA-O2A-C1
29	A	846	LHG	C7-C8-C9-C10
29	5	625	LHG	C32-C33-C34-C35
32	K	208	LMU	C11-C10-C9-C8
33	L	2631	LMG	C12-C13-C14-C15
32	A	858	LMU	O5'-C5'-C6'-O6'
27	2	612	CLA	C2A-CAA-CBA-CGA
27	Y	614	CLA	C2A-CAA-CBA-CGA
27	5	601	CLA	CBA-CGA-O2A-C1
29	7	622	LHG	C24-C23-O8-C6
35	Z	1621	LUT	C7-C8-C9-C19
33	8	626	LMG	C17-C18-C19-C20
29	3	623	LHG	C11-C10-C9-C8
30	B	845	BCR	C21-C22-C23-C24
35	W	1621	LUT	C7-C8-C9-C10
27	A	824	CLA	C1A-C2A-CAA-CBA
27	B	814	CLA	C1A-C2A-CAA-CBA
27	a	607	CLA	C1A-C2A-CAA-CBA
27	a	608	CLA	C1A-C2A-CAA-CBA
27	a	611	CLA	CHA-CBD-CGD-O2D
27	2	616	CLA	C1A-C2A-CAA-CBA
27	4	608	CLA	C1A-C2A-CAA-CBA
27	7	616	CLA	C1A-C2A-CAA-CBA
27	9	614	CLA	C1A-C2A-CAA-CBA
38	W	601	CHL	C1A-C2A-CAA-CBA
27	A	801	CLA	C16-C17-C18-C20
27	4	602	CLA	C11-C12-C13-C15
27	A	825	CLA	C5-C6-C7-C8
27	L	303	CLA	C8-C10-C11-C12
27	B	834	CLA	C2-C1-O2A-CGA
27	3	609	CLA	C2-C1-O2A-CGA
27	A	830	CLA	O1D-CGD-O2D-CED
27	9	609	CLA	C8-C10-C11-C12
27	U	604	CLA	CAD-CBD-CGD-O2D
29	a	620	LHG	C3-O3-P-O6
29	1	620	LHG	C3-O3-P-O6
29	9	622	LHG	C3-O3-P-O6
29	5	623	LHG	C15-C16-C17-C18

Continued on next page...

Continued from previous page...

Mol	Chain	Res	Type	Atoms
27	B	817	CLA	C4-C3-C5-C6
27	4	601	CLA	C4-C3-C5-C6
38	Y	609	CHL	C3-C5-C6-C7
27	B	816	CLA	C2-C3-C5-C6
32	1	621	LMU	C3-C4-C5-C6
27	5	602	CLA	O1A-CGA-O2A-C1
27	B	811	CLA	CAD-CBD-CGD-O1D
27	B	811	CLA	CAD-CBD-CGD-O2D
29	B	854	LHG	C4-O6-P-O4
29	H	204	LHG	C4-O6-P-O5
29	O	2631	LHG	C3-O3-P-O5
29	2	622	LHG	C3-O3-P-O5
29	2	622	LHG	C4-O6-P-O5
29	5	623	LHG	C3-O3-P-O4
29	5	623	LHG	C4-O6-P-O4
29	6	623	LHG	C3-O3-P-O5
29	6	623	LHG	C4-O6-P-O5
29	8	623	LHG	C3-O3-P-O4
29	9	622	LHG	C4-O6-P-O5
29	9	623	LHG	C3-O3-P-O5
29	X	2630	LHG	C4-O6-P-O4
29	Y	2630	LHG	C4-O6-P-O4
29	Z	2630	LHG	C3-O3-P-O4
29	Z	2630	LHG	C4-O6-P-O5
29	U	2630	LHG	C4-O6-P-O4
29	V	2630	LHG	C4-O6-P-O5
29	W	2630	LHG	C4-O6-P-O4
27	2	601	CLA	C2C-C3C-CAC-CBC
27	X	604	CLA	O2A-C1-C2-C3
38	Z	609	CHL	C5-C6-C7-C8
29	O	2631	LHG	O6-C4-C5-C6
29	9	624	LHG	O6-C4-C5-C6
27	4	608	CLA	O1D-CGD-O2D-CED
27	A	801	CLA	CAA-CBA-CGA-O2A
27	B	829	CLA	C3-C5-C6-C7
38	X	609	CHL	C3-C5-C6-C7
38	W	607	CHL	C3-C5-C6-C7
33	8	626	LMG	C31-C32-C33-C34
27	A	842	CLA	C16-C17-C18-C20
27	Z	603	CLA	C16-C17-C18-C19
38	Z	601	CHL	C16-C17-C18-C19
29	8	623	LHG	C30-C31-C32-C33

Continued on next page...

Continued from previous page...

Mol	Chain	Res	Type	Atoms
27	4	613	CLA	O1D-CGD-O2D-CED
27	A	815	CLA	CAD-CBD-CGD-O1D
27	A	825	CLA	CAD-CBD-CGD-O1D
27	A	845	CLA	CAD-CBD-CGD-O1D
27	B	805	CLA	CAD-CBD-CGD-O1D
27	B	813	CLA	CAD-CBD-CGD-O1D
27	B	841	CLA	CAD-CBD-CGD-O1D
27	a	604	CLA	CAD-CBD-CGD-O1D
27	1	604	CLA	CAD-CBD-CGD-O1D
27	2	601	CLA	CAD-CBD-CGD-O1D
27	8	616	CLA	CAD-CBD-CGD-O1D
29	H	204	LHG	C30-C31-C32-C33
33	A	860	LMG	C33-C34-C35-C36
27	V	613	CLA	C10-C11-C12-C13
27	3	613	CLA	CBA-CGA-O2A-C1
27	a	609	CLA	C13-C15-C16-C17
27	A	835	CLA	C4C-C3C-CAC-CBC
27	3	609	CLA	C11-C12-C13-C14
27	A	825	CLA	C12-C13-C15-C16
27	A	828	CLA	C6-C7-C8-C10
27	B	805	CLA	C6-C7-C8-C10
27	B	805	CLA	C11-C12-C13-C15
27	B	806	CLA	C12-C13-C15-C16
27	B	809	CLA	C12-C13-C15-C16
27	B	829	CLA	C3A-C2A-CAA-CBA
27	B	829	CLA	C6-C7-C8-C10
27	B	839	CLA	C11-C12-C13-C15
27	L	303	CLA	C12-C13-C15-C16
27	1	611	CLA	C11-C10-C8-C7
27	1	614	CLA	CAD-CBD-CGD-O2D
27	2	603	CLA	CHA-CBD-CGD-O1D
27	5	607	CLA	C11-C10-C8-C7
27	5	609	CLA	C11-C12-C13-C15
27	6	616	CLA	C11-C12-C13-C15
27	7	602	CLA	C6-C7-C8-C10
27	8	601	CLA	C6-C7-C8-C10
27	X	602	CLA	C11-C12-C13-C15
27	Z	610	CLA	C11-C12-C13-C15
29	H	204	LHG	O6-C4-C5-O7
38	X	607	CHL	C12-C13-C15-C16
38	Y	609	CHL	C11-C10-C8-C7
38	U	609	CHL	C11-C10-C8-C7

Continued on next page...

Continued from previous page...

Mol	Chain	Res	Type	Atoms
38	W	607	CHL	C6-C7-C8-C10
38	W	607	CHL	C11-C12-C13-C15
38	W	609	CHL	C11-C10-C8-C7
27	Y	613	CLA	O1D-CGD-O2D-CED
34	B	850	DGD	O6D-C5D-C6D-O5D
27	A	803	CLA	C15-C16-C17-C18
27	A	831	CLA	C10-C11-C12-C13
29	3	623	LHG	C24-C25-C26-C27
29	X	2630	LHG	C27-C28-C29-C30
29	Y	2630	LHG	C27-C28-C29-C30
29	3	624	LHG	C27-C28-C29-C30
27	8	613	CLA	C5-C6-C7-C8
27	B	818	CLA	C11-C12-C13-C15
27	5	604	CLA	C3-C5-C6-C7
27	O	2003	CLA	CAD-CBD-CGD-O1D
33	A	860	LMG	O1-C7-C8-C9
33	8	626	LMG	C21-C22-C23-C24
33	9	625	LMG	C7-C8-C9-O8
38	X	601	CHL	C1C-C2C-CMC-OMC
38	X	608	CHL	C1C-C2C-CMC-OMC
38	Z	601	CHL	C1C-C2C-CMC-OMC
38	Z	609	CHL	C1C-C2C-CMC-OMC
38	V	609	CHL	C1C-C2C-CMC-OMC
27	5	601	CLA	O1A-CGA-O2A-C1
29	O	2631	LHG	O7-C5-C6-O8
33	J	103	LMG	O7-C8-C9-O8
33	4	623	LMG	O1-C7-C8-O7
33	5	627	LMG	O7-C8-C9-O8
29	6	623	LHG	C17-C18-C19-C20
27	B	803	CLA	C15-C16-C17-C18
33	L	2631	LMG	C11-C12-C13-C14
27	X	610	CLA	O1A-CGA-O2A-C1
27	Y	610	CLA	O1A-CGA-O2A-C1
27	2	602	CLA	C13-C15-C16-C17
27	B	817	CLA	C11-C12-C13-C14
27	B	841	CLA	O1D-CGD-O2D-CED
27	X	613	CLA	O1D-CGD-O2D-CED
32	K	208	LMU	C4'-C5'-C6'-O6'
27	3	607	CLA	C8-C10-C11-C12
29	9	623	LHG	C33-C34-C35-C36
29	7	622	LHG	O10-C23-O8-C6
28	A	844	PQN	C14-C13-C15-C16

Continued on next page...

Continued from previous page...

Mol	Chain	Res	Type	Atoms
27	X	603	CLA	C2-C3-C5-C6
27	A	802	CLA	C11-C10-C8-C9
27	A	811	CLA	C11-C10-C8-C9
27	A	820	CLA	C6-C7-C8-C9
27	A	828	CLA	C11-C10-C8-C9
27	A	835	CLA	C11-C12-C13-C14
27	B	803	CLA	C6-C7-C8-C9
27	B	809	CLA	C14-C13-C15-C16
27	B	831	CLA	C11-C10-C8-C9
27	L	303	CLA	C6-C7-C8-C9
27	4	608	CLA	C11-C10-C8-C9
27	4	608	CLA	C14-C13-C15-C16
27	5	604	CLA	C11-C12-C13-C14
27	6	601	CLA	C11-C10-C8-C9
27	6	610	CLA	C6-C7-C8-C9
27	Z	613	CLA	C6-C7-C8-C9
27	W	613	CLA	C14-C13-C15-C16
38	X	601	CHL	C14-C13-C15-C16
38	X	608	CHL	C11-C10-C8-C9
38	Y	601	CHL	C14-C13-C15-C16
38	U	601	CHL	C14-C13-C15-C16
38	W	607	CHL	C14-C13-C15-C16
27	A	824	CLA	O1D-CGD-O2D-CED
27	4	609	CLA	O1D-CGD-O2D-CED
27	2	610	CLA	C3-C5-C6-C7
29	8	622	LHG	C28-C29-C30-C31
33	5	627	LMG	O6-C5-C6-O5
34	B	850	DGD	C8A-C9A-CAA-CBA
35	4	619	LUT	C27-C28-C29-C39
29	3	624	LHG	C30-C31-C32-C33
27	V	611	CLA	O1D-CGD-O2D-CED
27	B	827	CLA	CAA-CBA-CGA-O2A
38	Y	607	CHL	CAA-CBA-CGA-O2A
27	A	804	CLA	C5-C6-C7-C8
29	a	620	LHG	C9-C10-C11-C12
29	1	620	LHG	C9-C10-C11-C12
29	5	623	LHG	C13-C14-C15-C16
33	L	2631	LMG	C16-C17-C18-C19
27	A	807	CLA	C2-C3-C5-C6
27	A	836	CLA	C2-C3-C5-C6
27	Y	603	CLA	C2-C3-C5-C6
28	B	842	PQN	C23-C25-C26-C27

Continued on next page...

Continued from previous page...

Mol	Chain	Res	Type	Atoms
27	A	801	CLA	C16-C17-C18-C19
27	5	602	CLA	C16-C17-C18-C19
29	9	623	LHG	C15-C16-C17-C18
29	Z	2630	LHG	C26-C27-C28-C29
27	B	827	CLA	C2C-C3C-CAC-CBC
27	B	825	CLA	C1-C2-C3-C4
27	a	604	CLA	C1-C2-C3-C4
27	1	604	CLA	C1-C2-C3-C4
27	X	604	CLA	C1-C2-C3-C4
27	U	604	CLA	C1-C2-C3-C4
29	6	623	LHG	C11-C10-C9-C8
33	9	625	LMG	O7-C10-C11-C12
33	8	626	LMG	C9-C8-O7-C10
27	A	804	CLA	CBD-CGD-O2D-CED
29	3	624	LHG	C1-C2-C3-O3
27	8	602	CLA	C2A-CAA-CBA-CGA
27	A	815	CLA	O1A-CGA-O2A-C1
27	A	839	CLA	C2-C1-O2A-CGA
27	A	843	CLA	C2-C1-O2A-CGA
27	B	811	CLA	C2-C1-O2A-CGA
27	B	814	CLA	C2-C1-O2A-CGA
27	Z	612	CLA	C2-C1-O2A-CGA
38	X	609	CHL	C2-C1-O2A-CGA
38	Y	607	CHL	C2-C1-O2A-CGA
29	5	625	LHG	C24-C25-C26-C27
38	W	608	CHL	O1A-CGA-O2A-C1
27	A	815	CLA	CBA-CGA-O2A-C1
27	a	604	CLA	CBA-CGA-O2A-C1
27	1	604	CLA	CBA-CGA-O2A-C1
27	a	604	CLA	O1A-CGA-O2A-C1
29	Z	2630	LHG	C34-C35-C36-C37
27	A	829	CLA	C16-C17-C18-C20
38	V	609	CHL	C10-C11-C12-C13
27	B	810	CLA	CBA-CGA-O2A-C1
38	Z	608	CHL	O2A-C1-C2-C3
27	B	837	CLA	C4-C3-C5-C6
27	3	610	CLA	C4-C3-C5-C6
29	W	2630	LHG	C27-C28-C29-C30
30	7	621	BCR	C23-C24-C25-C30
35	7	619	LUT	C1-C6-C7-C8
27	B	817	CLA	C2-C3-C5-C6
27	4	601	CLA	C2-C3-C5-C6

Continued on next page...

Continued from previous page...

Mol	Chain	Res	Type	Atoms
27	1	604	CLA	O1A-CGA-O2A-C1
29	U	2630	LHG	C27-C28-C29-C30
27	A	804	CLA	O1D-CGD-O2D-CED
29	9	624	LHG	C30-C31-C32-C33
27	A	822	CLA	C2C-C3C-CAC-CBC
27	4	601	CLA	C16-C17-C18-C20
27	B	827	CLA	C3-C5-C6-C7
29	B	854	LHG	C15-C16-C17-C18
27	5	603	CLA	C5-C6-C7-C8
27	B	827	CLA	C2A-CAA-CBA-CGA
27	5	614	CLA	C2A-CAA-CBA-CGA
38	X	605	CHL	C2A-CAA-CBA-CGA
29	4	622	LHG	C17-C18-C19-C20
34	B	850	DGD	O1G-C1G-C2G-O2G
27	3	609	CLA	C4C-C3C-CAC-CBC
29	A	846	LHG	C3-O3-P-O6
29	A	847	LHG	C3-O3-P-O6
29	B	851	LHG	C4-O6-P-O3
29	B	854	LHG	C3-O3-P-O6
29	H	204	LHG	C3-O3-P-O6
29	3	623	LHG	C3-O3-P-O6
29	3	624	LHG	C4-O6-P-O3
29	5	625	LHG	C4-O6-P-O3
29	8	622	LHG	C3-O3-P-O6
29	9	624	LHG	C3-O3-P-O6
29	9	624	LHG	C4-O6-P-O3
29	V	2630	LHG	C3-O3-P-O6
27	Z	603	CLA	C5-C6-C7-C8
27	A	854	CLA	C16-C17-C18-C19
27	4	613	CLA	C16-C17-C18-C19
29	a	620	LHG	C4-C5-C6-O8
29	1	620	LHG	C4-C5-C6-O8
29	6	623	LHG	C4-C5-C6-O8
29	8	622	LHG	C4-C5-C6-O8
27	Z	603	CLA	C4-C3-C5-C6
27	U	613	CLA	C8-C10-C11-C12
27	A	829	CLA	C11-C12-C13-C15
27	B	818	CLA	C6-C7-C8-C10
27	L	303	CLA	C6-C7-C8-C10
27	6	601	CLA	C11-C10-C8-C7
27	V	602	CLA	C11-C10-C8-C7
38	Z	607	CHL	C11-C10-C8-C7

Continued on next page...

Continued from previous page...

Mol	Chain	Res	Type	Atoms
38	Z	609	CHL	C11-C12-C13-C15
38	U	609	CHL	C6-C7-C8-C10
29	H	204	LHG	C10-C11-C12-C13
29	3	623	LHG	C27-C28-C29-C30
27	a	609	CLA	C3-C5-C6-C7
27	A	841	CLA	C14-C13-C15-C16
27	B	805	CLA	C11-C12-C13-C14
27	B	806	CLA	C14-C13-C15-C16
27	H	203	CLA	C6-C7-C8-C9
27	4	610	CLA	C11-C12-C13-C14
27	7	602	CLA	C6-C7-C8-C9
27	Z	603	CLA	C11-C10-C8-C9
27	Z	603	CLA	C11-C12-C13-C14
27	V	613	CLA	C6-C7-C8-C9
38	X	608	CHL	C14-C13-C15-C16
38	W	607	CHL	C11-C12-C13-C14
29	O	2631	LHG	C24-C23-O8-C6
27	W	613	CLA	C8-C10-C11-C12
27	X	603	CLA	CAA-CBA-CGA-O1A
27	Y	603	CLA	CAA-CBA-CGA-O1A
33	9	625	LMG	C30-C31-C32-C33
27	A	842	CLA	C16-C17-C18-C19
29	7	622	LHG	C30-C31-C32-C33
33	J	104	LMG	C17-C18-C19-C20
27	B	811	CLA	C5-C6-C7-C8
27	2	602	CLA	C15-C16-C17-C18
27	8	606	CLA	C15-C16-C17-C18
27	A	826	CLA	C4-C3-C5-C6
27	A	828	CLA	C4-C3-C5-C6
27	a	613	CLA	C4-C3-C5-C6
27	1	613	CLA	C4-C3-C5-C6
27	8	601	CLA	C4-C3-C5-C6
29	A	846	LHG	C23-C24-C25-C26
32	A	858	LMU	C2-C3-C4-C5
27	3	609	CLA	C11-C12-C13-C15
27	5	602	CLA	C16-C17-C18-C20
27	A	827	CLA	CBA-CGA-O2A-C1
27	X	603	CLA	CBA-CGA-O2A-C1
27	Y	603	CLA	CBA-CGA-O2A-C1
29	Z	2630	LHG	C24-C23-O8-C6
27	X	611	CLA	CAA-CBA-CGA-O2A
32	5	629	LMU	C2B-C1B-O1B-C4'

Continued on next page...

Continued from previous page...

Mol	Chain	Res	Type	Atoms
27	1	613	CLA	C5-C6-C7-C8
27	X	603	CLA	O1A-CGA-O2A-C1
27	Y	603	CLA	O1A-CGA-O2A-C1
27	3	607	CLA	CBD-CGD-O2D-CED
29	B	851	LHG	C23-C24-C25-C26
29	B	854	LHG	C24-C25-C26-C27
33	V	2631	LMG	C18-C19-C20-C21
27	A	839	CLA	C2A-CAA-CBA-CGA
27	A	814	CLA	C3-C5-C6-C7
27	A	825	CLA	C3-C5-C6-C7
27	A	834	CLA	C8-C10-C11-C12
27	A	837	CLA	CAA-CBA-CGA-O1A
27	7	603	CLA	CAA-CBA-CGA-O1A
29	Z	2630	LHG	O6-C4-C5-O7
33	V	2631	LMG	C29-C30-C31-C32
27	8	608	CLA	O1D-CGD-O2D-CED
27	B	819	CLA	C3-C5-C6-C7
27	B	828	CLA	C4-C3-C5-C6
27	5	616	CLA	CAA-CBA-CGA-O1A
27	B	829	CLA	C5-C6-C7-C8
27	a	613	CLA	C5-C6-C7-C8
27	A	826	CLA	C2-C3-C5-C6
27	B	828	CLA	C2-C3-C5-C6
29	9	623	LHG	C11-C10-C9-C8
27	8	616	CLA	CAA-CBA-CGA-O2A
27	B	829	CLA	C2-C1-O2A-CGA
27	a	604	CLA	C2-C1-O2A-CGA
27	1	604	CLA	C2-C1-O2A-CGA
27	B	827	CLA	C10-C11-C12-C13
27	G	204	CLA	CAA-CBA-CGA-O1A
27	B	835	CLA	C2A-CAA-CBA-CGA
27	6	602	CLA	C2A-CAA-CBA-CGA
27	6	613	CLA	C2A-CAA-CBA-CGA
27	8	616	CLA	C2A-CAA-CBA-CGA
27	9	614	CLA	C2A-CAA-CBA-CGA
29	2	622	LHG	O7-C5-C6-O8
27	A	808	CLA	CBA-CGA-O2A-C1
27	A	824	CLA	C8-C10-C11-C12
32	5	629	LMU	C6-C7-C8-C9
27	A	837	CLA	C3A-C2A-CAA-CBA
27	A	838	CLA	C3A-C2A-CAA-CBA
27	B	819	CLA	C3A-C2A-CAA-CBA

Continued on next page...

Continued from previous page...

Mol	Chain	Res	Type	Atoms
27	5	617	CLA	C3A-C2A-CAA-CBA
27	V	604	CLA	C3A-C2A-CAA-CBA
38	Z	601	CHL	C3A-C2A-CAA-CBA
33	V	2631	LMG	O9-C10-O7-C8
27	7	611	CLA	O2A-C1-C2-C3
27	8	608	CLA	CBD-CGD-O2D-CED
29	B	851	LHG	C30-C31-C32-C33
29	8	622	LHG	C15-C16-C17-C18
27	B	824	CLA	C8-C10-C11-C12
27	2	606	CLA	CAA-CBA-CGA-O2A
27	4	603	CLA	CAA-CBA-CGA-O2A
27	7	615	CLA	CAA-CBA-CGA-O2A
27	X	611	CLA	CAA-CBA-CGA-O1A
33	J	104	LMG	C28-C29-C30-C31
27	B	832	CLA	CAA-CBA-CGA-O2A
27	A	834	CLA	C11-C12-C13-C14
27	B	802	CLA	C14-C13-C15-C16
27	B	806	CLA	C6-C7-C8-C9
27	B	826	CLA	C11-C10-C8-C9
27	B	826	CLA	C11-C12-C13-C14
27	B	829	CLA	C6-C7-C8-C9
27	6	613	CLA	C11-C10-C8-C9
27	7	610	CLA	C11-C10-C8-C9
27	4	613	CLA	C16-C17-C18-C20
27	7	615	CLA	CAA-CBA-CGA-O1A
29	3	624	LHG	C28-C29-C30-C31
33	5	627	LMG	C30-C31-C32-C33
30	A	852	BCR	C11-C10-C9-C34
30	A	852	BCR	C16-C17-C18-C36
30	B	845	BCR	C11-C10-C9-C34
30	B	845	BCR	C20-C21-C22-C37
30	B	852	BCR	C11-C10-C9-C34
30	F	305	BCR	C16-C17-C18-C36
30	L	301	BCR	C11-C10-C9-C34
33	8	626	LMG	O1-C7-C8-C9
37	5	624	NEX	C39-C29-C30-C31
37	6	624	NEX	C39-C29-C30-C31
37	X	1623	NEX	C39-C29-C30-C31
37	Y	1623	NEX	C39-C29-C30-C31
37	Z	1623	NEX	C39-C29-C30-C31
37	U	1623	NEX	C39-C29-C30-C31
37	V	1623	NEX	C39-C29-C30-C31

Continued on next page...

Continued from previous page...

Mol	Chain	Res	Type	Atoms
37	W	1623	NEX	C39-C29-C30-C31
27	2	603	CLA	CAA-CBA-CGA-O1A
27	V	603	CLA	CAA-CBA-CGA-O2A
27	3	607	CLA	C2A-CAA-CBA-CGA
29	6	623	LHG	C30-C31-C32-C33
34	B	850	DGD	C9A-CAA-CBA-CCA
27	A	829	CLA	C16-C17-C18-C19
27	B	818	CLA	C11-C12-C13-C14
27	4	601	CLA	C16-C17-C18-C19
27	A	804	CLA	O2A-C1-C2-C3
27	B	824	CLA	CBA-CGA-O2A-C1
27	A	825	CLA	C8-C10-C11-C12
27	A	833	CLA	CAA-CBA-CGA-O2A
27	G	204	CLA	CAA-CBA-CGA-O2A
27	2	606	CLA	CAA-CBA-CGA-O1A
27	8	616	CLA	CAA-CBA-CGA-O1A
27	A	827	CLA	O1A-CGA-O2A-C1
29	a	620	LHG	C26-C27-C28-C29
29	1	620	LHG	C26-C27-C28-C29
30	B	848	BCR	C21-C22-C23-C24
35	4	619	LUT	C27-C28-C29-C30
33	H	205	LMG	C28-C29-C30-C31
29	7	622	LHG	C29-C30-C31-C32
27	Y	612	CLA	CAA-CBA-CGA-O1A
33	8	626	LMG	C7-C8-O7-C10
27	B	828	CLA	C5-C6-C7-C8
27	9	602	CLA	C4-C3-C5-C6
27	A	837	CLA	C1A-C2A-CAA-CBA
27	A	838	CLA	C1A-C2A-CAA-CBA
27	B	802	CLA	C1A-C2A-CAA-CBA
27	1	608	CLA	C1A-C2A-CAA-CBA
27	4	604	CLA	C1A-C2A-CAA-CBA
27	5	617	CLA	C1A-C2A-CAA-CBA
27	5	619	CLA	C1A-C2A-CAA-CBA
27	6	601	CLA	C1A-C2A-CAA-CBA
27	V	604	CLA	C1A-C2A-CAA-CBA
38	Z	607	CHL	C1A-C2A-CAA-CBA
27	A	804	CLA	C11-C12-C13-C15
27	A	820	CLA	C6-C7-C8-C10
27	A	820	CLA	C11-C12-C13-C15
27	B	808	CLA	C11-C10-C8-C7
27	B	833	CLA	C6-C7-C8-C10

Continued on next page...

Continued from previous page...

Mol	Chain	Res	Type	Atoms
27	H	203	CLA	C12-C13-C15-C16
27	3	610	CLA	C11-C10-C8-C7
27	4	614	CLA	C6-C7-C8-C10
27	5	613	CLA	C12-C13-C15-C16
27	6	613	CLA	C12-C13-C15-C16
27	Z	610	CLA	C12-C13-C15-C16
27	V	610	CLA	C12-C13-C15-C16
38	X	607	CHL	C6-C7-C8-C10
38	Z	601	CHL	C12-C13-C15-C16
38	Z	607	CHL	C6-C7-C8-C10
27	Z	603	CLA	C8-C10-C11-C12
27	B	824	CLA	O1A-CGA-O2A-C1
27	A	833	CLA	CAA-CBA-CGA-O1A
27	A	837	CLA	CAA-CBA-CGA-O2A
27	L	302	CLA	CAA-CBA-CGA-O2A
27	4	603	CLA	CAA-CBA-CGA-O1A
27	5	614	CLA	CAA-CBA-CGA-O1A
27	V	603	CLA	CAA-CBA-CGA-O1A
27	A	808	CLA	O1A-CGA-O2A-C1
29	O	2631	LHG	O10-C23-O8-C6
29	9	624	LHG	C10-C11-C12-C13
27	5	616	CLA	CAA-CBA-CGA-O2A
27	A	825	CLA	C15-C16-C17-C18
29	H	204	LHG	O6-C4-C5-C6
29	5	623	LHG	C14-C15-C16-C17
27	3	613	CLA	C6-C7-C8-C9
27	Z	602	CLA	C8-C10-C11-C12
27	1	616	CLA	CAA-CBA-CGA-O1A
27	7	603	CLA	CAA-CBA-CGA-O2A
29	3	624	LHG	C25-C26-C27-C28
38	W	607	CHL	C4-C3-C5-C6
29	U	2630	LHG	C33-C34-C35-C36
27	a	616	CLA	CAA-CBA-CGA-O1A
27	7	612	CLA	CAA-CBA-CGA-O1A
27	W	612	CLA	CAA-CBA-CGA-O1A
27	2	601	CLA	C4C-C3C-CAC-CBC
27	X	603	CLA	C3-C5-C6-C7
29	4	622	LHG	C25-C26-C27-C28
30	A	852	BCR	C11-C10-C9-C8
30	A	852	BCR	C16-C17-C18-C19
30	B	845	BCR	C11-C10-C9-C8
30	B	845	BCR	C20-C21-C22-C23

Continued on next page...

Continued from previous page...

Mol	Chain	Res	Type	Atoms
30	B	852	BCR	C11-C10-C9-C8
30	F	305	BCR	C16-C17-C18-C19
30	L	301	BCR	C11-C10-C9-C8
37	5	624	NEX	C28-C29-C30-C31
37	6	624	NEX	C28-C29-C30-C31
37	X	1623	NEX	C28-C29-C30-C31
37	Y	1623	NEX	C28-C29-C30-C31
37	Z	1623	NEX	C28-C29-C30-C31
37	U	1623	NEX	C28-C29-C30-C31
37	V	1623	NEX	C28-C29-C30-C31
37	W	1623	NEX	C28-C29-C30-C31
27	a	616	CLA	CAA-CBA-CGA-O2A
27	1	616	CLA	CAA-CBA-CGA-O2A
29	9	624	LHG	O7-C5-C6-O8
27	Z	611	CLA	C10-C11-C12-C13
27	Y	603	CLA	C3-C5-C6-C7
29	3	624	LHG	C10-C11-C12-C13
27	5	614	CLA	CAA-CBA-CGA-O2A
27	7	612	CLA	CAA-CBA-CGA-O2A
27	A	802	CLA	C4-C3-C5-C6
27	7	601	CLA	C4-C3-C5-C6
27	A	811	CLA	C2-C1-O2A-CGA
27	B	802	CLA	C2-C1-O2A-CGA
27	B	806	CLA	C2-C1-O2A-CGA
27	4	608	CLA	C2-C1-O2A-CGA
27	6	616	CLA	C2-C1-O2A-CGA
38	W	609	CHL	C2-C1-O2A-CGA
27	A	828	CLA	C2-C3-C5-C6
27	a	613	CLA	C2-C3-C5-C6
27	1	613	CLA	C2-C3-C5-C6
27	8	601	CLA	C2-C3-C5-C6
27	Z	603	CLA	C2-C3-C5-C6
27	A	835	CLA	C2C-C3C-CAC-CBC
27	W	603	CLA	O1A-CGA-O2A-C1
27	5	613	CLA	CBA-CGA-O2A-C1
27	L	302	CLA	CAA-CBA-CGA-O1A
27	5	619	CLA	CAA-CBA-CGA-O2A
38	W	606	CHL	CAA-CBA-CGA-O1A
27	a	603	CLA	C2A-CAA-CBA-CGA
27	1	603	CLA	C2A-CAA-CBA-CGA
27	A	854	CLA	C6-C7-C8-C9
27	5	604	CLA	C11-C10-C8-C9

Continued on next page...

Continued from previous page...

Mol	Chain	Res	Type	Atoms
38	V	609	CHL	C6-C7-C8-C9
29	V	2630	LHG	C33-C34-C35-C36
27	U	603	CLA	O1A-CGA-O2A-C1
33	9	625	LMG	C21-C22-C23-C24
27	A	814	CLA	C13-C15-C16-C17
27	A	818	CLA	C8-C10-C11-C12
27	B	807	CLA	C2A-CAA-CBA-CGA
27	9	613	CLA	C2A-CAA-CBA-CGA
27	3	607	CLA	O1D-CGD-O2D-CED
27	Y	612	CLA	CAA-CBA-CGA-O2A
27	W	612	CLA	CAA-CBA-CGA-O2A
27	B	832	CLA	O1A-CGA-O2A-C1
30	B	846	BCR	C1-C6-C7-C8
30	B	852	BCR	C23-C24-C25-C26
30	B	853	BCR	C23-C24-C25-C30
30	L	309	BCR	C5-C6-C7-C8
30	O	2004	BCR	C23-C24-C25-C26
30	6	622	BCR	C23-C24-C25-C30
30	7	623	BCR	C23-C24-C25-C30
35	9	619	LUT	C1-C6-C7-C8
27	V	613	CLA	C8-C10-C11-C12
33	V	2631	LMG	C13-C14-C15-C16
27	8	613	CLA	C8-C10-C11-C12
32	K	208	LMU	C5'-C4'-O1B-C1B
29	Z	2630	LHG	O10-C23-O8-C6
27	6	601	CLA	C4-C3-C5-C6
27	7	602	CLA	C4-C3-C5-C6
38	X	607	CHL	C4-C3-C5-C6
38	Y	607	CHL	C4-C3-C5-C6
38	Y	609	CHL	C4-C3-C5-C6
38	V	609	CHL	C4-C3-C5-C6
27	B	837	CLA	C2-C3-C5-C6
38	W	606	CHL	CAA-CBA-CGA-O2A
29	2	622	LHG	C23-C24-C25-C26
38	V	608	CHL	C2-C1-O2A-CGA
27	V	612	CLA	CAA-CBA-CGA-O2A
27	8	601	CLA	CAA-CBA-CGA-O2A
29	4	622	LHG	C15-C16-C17-C18
38	W	605	CHL	CAA-CBA-CGA-O2A
27	A	837	CLA	C2A-CAA-CBA-CGA
27	Z	604	CLA	C2A-CAA-CBA-CGA
27	A	814	CLA	C10-C11-C12-C13

Continued on next page...

Continued from previous page...

Mol	Chain	Res	Type	Atoms
27	B	832	CLA	CBA-CGA-O2A-C1
27	U	603	CLA	CBA-CGA-O2A-C1
27	W	603	CLA	CBA-CGA-O2A-C1
38	X	608	CHL	CBA-CGA-O2A-C1
27	5	619	CLA	CAA-CBA-CGA-O1A
27	6	617	CLA	CAA-CBA-CGA-O2A
27	9	603	CLA	CAA-CBA-CGA-O2A
27	V	612	CLA	CAA-CBA-CGA-O1A
29	B	851	LHG	C27-C28-C29-C30
29	Z	2630	LHG	O6-C4-C5-C6
27	B	833	CLA	C4-C3-C5-C6
27	2	610	CLA	C4-C3-C5-C6
27	5	610	CLA	C4-C3-C5-C6
38	U	609	CHL	C4-C3-C5-C6
27	4	608	CLA	C12-C13-C15-C16
27	4	614	CLA	C2-C3-C5-C6
27	9	602	CLA	C2-C3-C5-C6
27	X	613	CLA	C2-C3-C5-C6
27	Y	613	CLA	C2-C3-C5-C6
38	Y	607	CHL	C12-C13-C15-C16
27	1	612	CLA	CAA-CBA-CGA-O2A
27	2	603	CLA	CAA-CBA-CGA-O2A
27	B	805	CLA	C3-C5-C6-C7
33	4	624	LMG	C29-C30-C31-C32
27	B	806	CLA	CAA-CBA-CGA-O2A
27	5	611	CLA	CBD-CGD-O2D-CED
32	1	621	LMU	C1-C2-C3-C4
27	A	819	CLA	CAA-CBA-CGA-O1A
27	7	602	CLA	C5-C6-C7-C8
27	X	613	CLA	C8-C10-C11-C12
27	Y	613	CLA	C8-C10-C11-C12
27	4	608	CLA	C3-C5-C6-C7
27	a	612	CLA	CAA-CBA-CGA-O2A
27	4	607	CLA	CAA-CBA-CGA-O2A
27	A	830	CLA	CAA-CBA-CGA-O2A
27	3	606	CLA	CAA-CBA-CGA-O2A
27	3	613	CLA	C6-C7-C8-C10
33	V	2631	LMG	C11-C10-O7-C8
29	9	624	LHG	C17-C18-C19-C20
27	B	839	CLA	CBA-CGA-O2A-C1
27	A	807	CLA	CAA-CBA-CGA-O2A
29	3	623	LHG	O8-C23-C24-C25

Continued on next page...

Continued from previous page...

Mol	Chain	Res	Type	Atoms
27	A	818	CLA	C4-C3-C5-C6
38	X	609	CHL	C4-C3-C5-C6
38	Z	607	CHL	C4-C3-C5-C6
27	3	610	CLA	C10-C11-C12-C13
27	6	617	CLA	CAA-CBA-CGA-O1A
27	B	809	CLA	O1A-CGA-O2A-C1
27	A	802	CLA	C2-C3-C5-C6
27	W	603	CLA	C3-C5-C6-C7
27	A	802	CLA	C11-C12-C13-C14
27	A	804	CLA	C11-C12-C13-C14
27	A	812	CLA	C11-C10-C8-C9
27	A	825	CLA	C14-C13-C15-C16
27	A	826	CLA	C11-C12-C13-C14
27	B	813	CLA	C11-C12-C13-C14
27	B	839	CLA	C11-C12-C13-C14
27	3	610	CLA	C11-C10-C8-C9
27	4	614	CLA	C6-C7-C8-C9
27	5	607	CLA	C11-C10-C8-C9
27	5	609	CLA	C11-C12-C13-C14
27	6	613	CLA	C14-C13-C15-C16
27	8	613	CLA	C11-C10-C8-C9
27	9	610	CLA	C11-C10-C8-C9
27	X	602	CLA	C11-C12-C13-C14
27	Z	610	CLA	C11-C12-C13-C14
27	V	610	CLA	C14-C13-C15-C16
38	Y	607	CHL	C14-C13-C15-C16
38	Z	601	CHL	C6-C7-C8-C9
27	9	603	CLA	CAA-CBA-CGA-O1A
38	W	605	CHL	CAA-CBA-CGA-O1A
27	V	613	CLA	C15-C16-C17-C18
27	a	609	CLA	C3A-C2A-CAA-CBA
38	Y	601	CHL	C3A-C2A-CAA-CBA
38	Z	607	CHL	C3A-C2A-CAA-CBA
38	Z	609	CHL	C3A-C2A-CAA-CBA
27	B	839	CLA	O1A-CGA-O2A-C1
38	X	608	CHL	O1A-CGA-O2A-C1
27	7	611	CLA	C2-C3-C5-C6
32	K	208	LMU	C3'-C4'-O1B-C1B
27	4	616	CLA	CAA-CBA-CGA-O2A
27	9	614	CLA	CAA-CBA-CGA-O2A
27	A	811	CLA	CAD-CBD-CGD-O2D
27	A	824	CLA	CAD-CBD-CGD-O2D

Continued on next page...

Continued from previous page...

Mol	Chain	Res	Type	Atoms
27	A	827	CLA	CAD-CBD-CGD-O2D
27	A	832	CLA	CAD-CBD-CGD-O2D
27	A	842	CLA	CAD-CBD-CGD-O2D
27	B	814	CLA	CAD-CBD-CGD-O2D
27	B	835	CLA	CAD-CBD-CGD-O2D
27	B	838	CLA	CAD-CBD-CGD-O2D
27	F	301	CLA	CAD-CBD-CGD-O2D
27	J	101	CLA	CAD-CBD-CGD-O2D
27	L	304	CLA	CAD-CBD-CGD-O2D
27	a	603	CLA	CAD-CBD-CGD-O2D
27	3	604	CLA	CAD-CBD-CGD-O2D
27	4	616	CLA	CAD-CBD-CGD-O2D
27	5	610	CLA	CAD-CBD-CGD-O2D
27	5	617	CLA	CAD-CBD-CGD-O2D
27	6	601	CLA	CAD-CBD-CGD-O2D
27	6	610	CLA	CAD-CBD-CGD-O2D
27	6	617	CLA	CAD-CBD-CGD-O2D
27	6	620	CLA	CAD-CBD-CGD-O2D
27	7	601	CLA	CAD-CBD-CGD-O2D
27	7	612	CLA	CAD-CBD-CGD-O2D
27	8	601	CLA	CAD-CBD-CGD-O2D
27	9	604	CLA	CAD-CBD-CGD-O2D
27	9	609	CLA	CAD-CBD-CGD-O2D
27	X	602	CLA	CAD-CBD-CGD-O2D
27	X	614	CLA	CAD-CBD-CGD-O2D
27	Y	602	CLA	CAD-CBD-CGD-O2D
27	Y	614	CLA	CAD-CBD-CGD-O2D
27	Z	602	CLA	CAD-CBD-CGD-O2D
27	Z	603	CLA	CAD-CBD-CGD-O2D
27	Z	614	CLA	CAD-CBD-CGD-O2D
27	U	614	CLA	CAD-CBD-CGD-O2D
27	V	603	CLA	CAD-CBD-CGD-O2D
27	V	610	CLA	CAD-CBD-CGD-O2D
27	V	614	CLA	CAD-CBD-CGD-O2D
27	W	614	CLA	CAD-CBD-CGD-O2D
38	U	607	CHL	CAD-CBD-CGD-O2D
38	V	606	CHL	CAD-CBD-CGD-O2D
29	9	623	LHG	C10-C11-C12-C13
27	A	841	CLA	C8-C10-C11-C12
27	4	613	CLA	C8-C10-C11-C12
27	A	818	CLA	C2-C1-O2A-CGA
27	a	608	CLA	CAA-CBA-CGA-O2A

Continued on next page...

Continued from previous page...

Mol	Chain	Res	Type	Atoms
27	1	608	CLA	CAA-CBA-CGA-O2A
38	Y	606	CHL	CAA-CBA-CGA-O2A
29	8	622	LHG	C9-C10-C11-C12
27	A	818	CLA	CAA-CBA-CGA-O2A
27	A	834	CLA	CAA-CBA-CGA-O2A
27	Z	614	CLA	CBA-CGA-O2A-C1
38	Z	609	CHL	C4-C3-C5-C6
27	8	603	CLA	CAA-CBA-CGA-O2A
27	8	609	CLA	CAA-CBA-CGA-O2A
27	A	835	CLA	C2-C3-C5-C6
38	X	607	CHL	C2-C3-C5-C6
38	W	607	CHL	C2-C3-C5-C6
30	5	622	BCR	C21-C22-C23-C24
30	7	621	BCR	C7-C8-C9-C10
35	8	619	LUT	C7-C8-C9-C10
27	U	603	CLA	C3-C5-C6-C7
29	1	620	LHG	C14-C15-C16-C17
27	U	604	CLA	CHA-CBD-CGD-O1D
27	U	604	CLA	CHA-CBD-CGD-O2D
29	O	2631	LHG	C4-C5-C6-O8
36	U	1622	XAT	O24-C26-C27-C28
36	W	1622	XAT	O24-C26-C27-C28
37	X	1623	NEX	O24-C26-C27-C28
37	Y	1623	NEX	O24-C26-C27-C28
37	U	1623	NEX	O24-C26-C27-C28
37	W	1623	NEX	O24-C26-C27-C28
27	B	823	CLA	CAA-CBA-CGA-O2A
29	9	622	LHG	C9-C10-C11-C12
29	V	2630	LHG	O6-C4-C5-O7
27	A	843	CLA	CAA-CBA-CGA-O2A
27	5	608	CLA	CAA-CBA-CGA-O2A
27	W	611	CLA	CAA-CBA-CGA-O2A
34	B	850	DGD	C9B-CAB-CBB-CCB
29	9	622	LHG	C7-C8-C9-C10
27	U	603	CLA	CAA-CBA-CGA-O1A
27	W	603	CLA	CAA-CBA-CGA-O1A
27	6	608	CLA	CAA-CBA-CGA-O1A
27	6	608	CLA	CAA-CBA-CGA-O2A
27	A	807	CLA	O2A-C1-C2-C3
27	Z	614	CLA	O2A-C1-C2-C3
27	A	829	CLA	C2A-CAA-CBA-CGA
29	9	624	LHG	C13-C14-C15-C16

Continued on next page...

Continued from previous page...

Mol	Chain	Res	Type	Atoms
27	Z	603	CLA	CAA-CBA-CGA-O2A
27	B	834	CLA	C3-C5-C6-C7
27	a	612	CLA	CAA-CBA-CGA-O1A
27	1	612	CLA	CAA-CBA-CGA-O1A
27	4	607	CLA	CAA-CBA-CGA-O1A
27	A	807	CLA	CHA-CBD-CGD-O1D
27	A	807	CLA	CHA-CBD-CGD-O2D
27	A	809	CLA	CHA-CBD-CGD-O1D
27	A	809	CLA	CHA-CBD-CGD-O2D
27	A	814	CLA	CHA-CBD-CGD-O1D
27	A	817	CLA	CHA-CBD-CGD-O1D
27	A	817	CLA	CHA-CBD-CGD-O2D
27	A	821	CLA	CHA-CBD-CGD-O2D
27	A	825	CLA	CHA-CBD-CGD-O2D
27	A	843	CLA	CHA-CBD-CGD-O2D
27	A	854	CLA	CHA-CBD-CGD-O1D
27	A	854	CLA	CHA-CBD-CGD-O2D
27	B	808	CLA	CHA-CBD-CGD-O1D
27	B	808	CLA	CHA-CBD-CGD-O2D
27	B	810	CLA	CHA-CBD-CGD-O1D
27	B	810	CLA	CHA-CBD-CGD-O2D
27	B	813	CLA	CHA-CBD-CGD-O2D
27	B	827	CLA	CHA-CBD-CGD-O1D
27	B	827	CLA	CHA-CBD-CGD-O2D
27	B	836	CLA	CHA-CBD-CGD-O1D
27	B	841	CLA	CHA-CBD-CGD-O2D
27	K	206	CLA	CHA-CBD-CGD-O1D
27	K	206	CLA	CHA-CBD-CGD-O2D
27	a	614	CLA	CHA-CBD-CGD-O1D
27	a	614	CLA	CHA-CBD-CGD-O2D
27	2	604	CLA	CHA-CBD-CGD-O1D
27	2	604	CLA	CHA-CBD-CGD-O2D
27	3	609	CLA	CHA-CBD-CGD-O2D
27	5	607	CLA	CHA-CBD-CGD-O1D
27	5	607	CLA	CHA-CBD-CGD-O2D
27	5	613	CLA	CHA-CBD-CGD-O1D
27	5	613	CLA	CHA-CBD-CGD-O2D
27	6	607	CLA	CHA-CBD-CGD-O1D
27	6	607	CLA	CHA-CBD-CGD-O2D
27	7	604	CLA	CHA-CBD-CGD-O1D
27	7	604	CLA	CHA-CBD-CGD-O2D
27	8	603	CLA	CHA-CBD-CGD-O2D

Continued on next page...

Continued from previous page...

Mol	Chain	Res	Type	Atoms
27	8	613	CLA	CHA-CBD-CGD-O1D
27	8	613	CLA	CHA-CBD-CGD-O2D
27	X	612	CLA	CHA-CBD-CGD-O1D
27	X	612	CLA	CHA-CBD-CGD-O2D
27	Y	612	CLA	CHA-CBD-CGD-O1D
27	Y	612	CLA	CHA-CBD-CGD-O2D
27	U	603	CLA	CHA-CBD-CGD-O2D
27	U	612	CLA	CHA-CBD-CGD-O1D
27	U	612	CLA	CHA-CBD-CGD-O2D
27	U	613	CLA	CHA-CBD-CGD-O1D
27	U	613	CLA	CHA-CBD-CGD-O2D
27	V	602	CLA	CHA-CBD-CGD-O2D
27	W	603	CLA	CHA-CBD-CGD-O2D
27	W	604	CLA	CHA-CBD-CGD-O1D
27	W	612	CLA	CHA-CBD-CGD-O1D
27	W	612	CLA	CHA-CBD-CGD-O2D
27	W	613	CLA	CHA-CBD-CGD-O1D
27	W	613	CLA	CHA-CBD-CGD-O2D
37	V	1623	NEX	C29-C30-C31-C32
38	X	601	CHL	CHA-CBD-CGD-O1D
38	X	601	CHL	CHA-CBD-CGD-O2D
38	Y	601	CHL	CHA-CBD-CGD-O1D
38	Y	601	CHL	CHA-CBD-CGD-O2D
38	Z	601	CHL	CHA-CBD-CGD-O1D
38	Z	601	CHL	CHA-CBD-CGD-O2D
38	U	601	CHL	CHA-CBD-CGD-O1D
38	U	601	CHL	CHA-CBD-CGD-O2D
38	V	601	CHL	CHA-CBD-CGD-O1D
38	V	601	CHL	CHA-CBD-CGD-O2D
27	a	608	CLA	CAA-CBA-CGA-O1A
27	8	603	CLA	CAA-CBA-CGA-O1A
27	8	609	CLA	CAA-CBA-CGA-O1A
27	9	614	CLA	CAA-CBA-CGA-O1A
38	Y	606	CHL	CAA-CBA-CGA-O1A
27	B	813	CLA	CAA-CBA-CGA-O2A
27	a	614	CLA	CAA-CBA-CGA-O2A
38	Y	607	CHL	C2-C3-C5-C6
29	V	2630	LHG	O6-C4-C5-C6
33	J	104	LMG	C2-C1-O1-C7
27	1	608	CLA	CAA-CBA-CGA-O1A
27	9	607	CLA	CAA-CBA-CGA-O2A
32	5	628	LMU	C2B-C1B-O1B-C4'

Continued on next page...

Continued from previous page...

Mol	Chain	Res	Type	Atoms
29	H	204	LHG	O7-C5-C6-O8
29	Y	2630	LHG	O7-C5-C6-O8
29	Z	2630	LHG	O7-C5-C6-O8
33	L	2631	LMG	O7-C8-C9-O8
27	Z	614	CLA	O1A-CGA-O2A-C1
32	1	621	LMU	C4-C5-C6-C7
27	4	616	CLA	CAA-CBA-CGA-O1A
27	A	821	CLA	CAA-CBA-CGA-O2A
27	B	809	CLA	CAA-CBA-CGA-O2A
27	6	616	CLA	CAA-CBA-CGA-O2A
33	V	2631	LMG	C17-C18-C19-C20
27	B	832	CLA	C11-C12-C13-C14
27	3	612	CLA	C2A-CAA-CBA-CGA
27	A	841	CLA	CAA-CBA-CGA-O2A
29	8	623	LHG	C31-C32-C33-C34
27	A	854	CLA	C6-C7-C8-C10
27	3	610	CLA	C2-C3-C5-C6
27	8	601	CLA	C11-C12-C13-C15
38	Z	609	CHL	C2-C3-C5-C6
32	8	625	LMU	O5'-C5'-C6'-O6'
27	W	611	CLA	C5-C6-C7-C8
29	9	624	LHG	O8-C23-C24-C25
27	4	608	CLA	C4C-C3C-CAC-CBC
29	B	851	LHG	C26-C27-C28-C29
29	9	624	LHG	C15-C16-C17-C18
33	9	625	LMG	C20-C21-C22-C23
27	B	808	CLA	C11-C10-C8-C9
27	B	828	CLA	C11-C10-C8-C9
27	3	609	CLA	C6-C7-C8-C9
27	5	613	CLA	C14-C13-C15-C16
27	Z	610	CLA	C14-C13-C15-C16
38	X	607	CHL	C14-C13-C15-C16
38	Z	601	CHL	C14-C13-C15-C16
38	Z	609	CHL	C11-C12-C13-C14
38	V	609	CHL	C11-C10-C8-C9
27	A	830	CLA	CAA-CBA-CGA-O1A
37	U	1623	NEX	C9-C10-C11-C12
37	W	1623	NEX	C9-C10-C11-C12
27	A	804	CLA	C2C-C3C-CAC-CBC
33	9	625	LMG	C28-C29-C30-C31
29	3	623	LHG	C11-C12-C13-C14
29	9	622	LHG	C26-C27-C28-C29

Continued on next page...

Continued from previous page...

Mol	Chain	Res	Type	Atoms
38	W	607	CHL	CAA-CBA-CGA-O1A
27	A	825	CLA	O1A-CGA-O2A-C1
29	5	625	LHG	C19-C20-C21-C22
27	3	609	CLA	C5-C6-C7-C8
27	A	802	CLA	C2A-CAA-CBA-CGA
27	8	613	CLA	C13-C15-C16-C17
33	8	626	LMG	C24-C25-C26-C27
27	A	807	CLA	CAA-CBA-CGA-O1A
27	3	606	CLA	CAA-CBA-CGA-O1A
27	A	809	CLA	C16-C17-C18-C19
33	9	625	LMG	C18-C19-C20-C21
29	a	620	LHG	O1-C1-C2-C3
29	1	620	LHG	O1-C1-C2-C3
38	U	609	CHL	C2-C3-C5-C6
27	B	823	CLA	CAA-CBA-CGA-O1A
27	B	809	CLA	CBA-CGA-O2A-C1
27	a	602	CLA	CBA-CGA-O2A-C1
27	1	602	CLA	CBA-CGA-O2A-C1
33	V	2631	LMG	C11-C12-C13-C14
27	A	815	CLA	C1A-C2A-CAA-CBA
27	A	827	CLA	C1A-C2A-CAA-CBA
27	A	829	CLA	C1A-C2A-CAA-CBA
27	A	845	CLA	C1A-C2A-CAA-CBA
27	B	819	CLA	C1A-C2A-CAA-CBA
27	B	826	CLA	C1A-C2A-CAA-CBA
27	F	301	CLA	C1A-C2A-CAA-CBA
27	H	202	CLA	CHA-CBD-CGD-O2D
27	a	606	CLA	C1A-C2A-CAA-CBA
27	a	609	CLA	C1A-C2A-CAA-CBA
27	1	603	CLA	CHA-CBD-CGD-O2D
27	2	602	CLA	CHA-CBD-CGD-O2D
27	2	603	CLA	CHA-CBD-CGD-O2D
27	8	606	CLA	C1A-C2A-CAA-CBA
38	Y	601	CHL	C1A-C2A-CAA-CBA
38	Z	601	CHL	C1A-C2A-CAA-CBA
38	Z	608	CHL	C1A-C2A-CAA-CBA
38	Z	609	CHL	C1A-C2A-CAA-CBA
38	U	601	CHL	C1A-C2A-CAA-CBA
27	W	611	CLA	CAA-CBA-CGA-O1A
27	9	607	CLA	CAA-CBA-CGA-O1A
27	a	602	CLA	O1A-CGA-O2A-C1
27	1	602	CLA	O1A-CGA-O2A-C1

Continued on next page...

Continued from previous page...

Mol	Chain	Res	Type	Atoms
27	B	841	CLA	C2-C1-O2A-CGA
27	7	613	CLA	C2-C1-O2A-CGA
27	A	818	CLA	CAA-CBA-CGA-O1A
27	A	834	CLA	CAA-CBA-CGA-O1A
27	B	813	CLA	CAA-CBA-CGA-O1A
29	3	623	LHG	O10-C23-C24-C25
27	K	204	CLA	CAA-CBA-CGA-O2A
33	5	627	LMG	O1-C7-C8-C9
29	Z	2630	LHG	C24-C25-C26-C27
27	A	814	CLA	C2A-CAA-CBA-CGA
27	H	203	CLA	C2A-CAA-CBA-CGA
27	a	613	CLA	C2A-CAA-CBA-CGA
27	1	613	CLA	C2A-CAA-CBA-CGA
27	5	602	CLA	C2A-CAA-CBA-CGA
27	Z	603	CLA	C2A-CAA-CBA-CGA
29	A	847	LHG	C4-O6-P-O3
27	B	806	CLA	CAA-CBA-CGA-O1A
38	Z	606	CHL	CAA-CBA-CGA-O2A
27	X	613	CLA	C4-C3-C5-C6
27	A	813	CLA	CAA-CBA-CGA-O2A
32	5	629	LMU	C1-C2-C3-C4
27	5	608	CLA	CAA-CBA-CGA-O1A
27	B	824	CLA	C5-C6-C7-C8
27	H	203	CLA	C13-C15-C16-C17
32	A	858	LMU	C4B-C5B-C6B-O6B
29	A	847	LHG	C4-O6-P-O5
29	O	2631	LHG	C4-O6-P-O4
29	5	625	LHG	C4-O6-P-O5
29	X	2630	LHG	O7-C5-C6-O8
29	O	2631	LHG	C11-C12-C13-C14
27	A	825	CLA	CBA-CGA-O2A-C1
30	B	801	BCR	C1-C6-C7-C8
27	Z	603	CLA	CAA-CBA-CGA-O1A
29	5	625	LHG	C35-C36-C37-C38
27	5	607	CLA	CAA-CBA-CGA-O2A
29	7	622	LHG	O8-C23-C24-C25
27	2	601	CLA	C16-C17-C18-C20
27	A	839	CLA	O1D-CGD-O2D-CED
29	A	847	LHG	O8-C23-C24-C25
33	5	627	LMG	C13-C14-C15-C16
27	Y	613	CLA	C4-C3-C5-C6
33	J	104	LMG	C12-C13-C14-C15

Continued on next page...

Continued from previous page...

Mol	Chain	Res	Type	Atoms
27	A	826	CLA	C15-C16-C17-C18
27	A	827	CLA	C10-C11-C12-C13
27	A	814	CLA	CAD-CBD-CGD-O1D
27	A	829	CLA	CAD-CBD-CGD-O1D
27	A	834	CLA	CAD-CBD-CGD-O1D
27	A	841	CLA	CAD-CBD-CGD-O1D
27	A	854	CLA	CAD-CBD-CGD-O1D
27	B	836	CLA	CAD-CBD-CGD-O1D
27	K	204	CLA	CAD-CBD-CGD-O1D
27	K	206	CLA	CAD-CBD-CGD-O1D
27	a	614	CLA	CAD-CBD-CGD-O1D
27	2	604	CLA	CAD-CBD-CGD-O1D
27	2	606	CLA	CAD-CBD-CGD-O1D
27	5	613	CLA	CAD-CBD-CGD-O1D
27	6	602	CLA	CAD-CBD-CGD-O1D
27	6	607	CLA	CAD-CBD-CGD-O1D
27	8	601	CLA	CAD-CBD-CGD-O1D
27	8	608	CLA	C2-C3-C5-C6
27	X	604	CLA	CAD-CBD-CGD-O1D
27	Y	604	CLA	CAD-CBD-CGD-O1D
27	W	604	CLA	CAD-CBD-CGD-O1D
38	V	601	CHL	CAD-CBD-CGD-O1D
27	A	843	CLA	CAA-CBA-CGA-O1A
27	H	203	CLA	CAA-CBA-CGA-O2A
27	V	602	CLA	C8-C10-C11-C12
27	A	801	CLA	C14-C13-C15-C16
27	A	816	CLA	C11-C12-C13-C14
27	B	831	CLA	C14-C13-C15-C16
27	B	839	CLA	C14-C13-C15-C16
27	1	613	CLA	C11-C12-C13-C14
27	8	613	CLA	C11-C12-C13-C14
28	A	844	PQN	C24-C23-C25-C26
27	A	810	CLA	CAA-CBA-CGA-O2A
27	6	603	CLA	CAA-CBA-CGA-O2A
38	Y	609	CHL	CAA-CBA-CGA-O2A
27	A	841	CLA	CAA-CBA-CGA-O1A
27	A	838	CLA	C2C-C3C-CAC-CBC
33	A	860	LMG	C13-C14-C15-C16
29	9	623	LHG	C31-C32-C33-C34
27	2	613	CLA	CAA-CBA-CGA-O2A
27	6	613	CLA	CAA-CBA-CGA-O2A
27	8	608	CLA	CAA-CBA-CGA-O2A

Continued on next page...

Continued from previous page...

Mol	Chain	Res	Type	Atoms
27	B	809	CLA	CAA-CBA-CGA-O1A
27	A	812	CLA	C11-C10-C8-C7
27	A	814	CLA	C6-C7-C8-C10
27	A	816	CLA	C11-C12-C13-C15
27	A	818	CLA	C11-C10-C8-C7
27	B	802	CLA	C3A-C2A-CAA-CBA
27	B	802	CLA	C11-C12-C13-C15
27	B	828	CLA	C11-C10-C8-C7
27	B	831	CLA	C12-C13-C15-C16
27	O	2003	CLA	CAD-CBD-CGD-O2D
27	a	611	CLA	CHA-CBD-CGD-O1D
27	a	611	CLA	CAD-CBD-CGD-O2D
27	1	603	CLA	CHA-CBD-CGD-O1D
27	1	607	CLA	CHA-CBD-CGD-O1D
27	1	614	CLA	CHA-CBD-CGD-O1D
27	2	601	CLA	C12-C13-C15-C16
27	3	606	CLA	CHA-CBD-CGD-O1D
27	3	611	CLA	CHA-CBD-CGD-O1D
27	3	613	CLA	CHA-CBD-CGD-O1D
27	3	614	CLA	CHA-CBD-CGD-O1D
27	3	615	CLA	CAD-CBD-CGD-O2D
27	5	606	CLA	C3A-C2A-CAA-CBA
27	5	612	CLA	CHA-CBD-CGD-O1D
27	5	616	CLA	CBD-CGD-O2D-CED
27	5	619	CLA	C3A-C2A-CAA-CBA
27	7	609	CLA	CHA-CBD-CGD-O2D
27	7	615	CLA	CHA-CBD-CGD-O2D
27	8	613	CLA	C11-C12-C13-C15
28	A	844	PQN	C22-C23-C25-C26
38	Y	607	CHL	C6-C7-C8-C10
27	A	813	CLA	CAA-CBA-CGA-O1A
27	A	821	CLA	CAA-CBA-CGA-O1A
27	6	616	CLA	CAA-CBA-CGA-O1A
38	X	609	CHL	CAA-CBA-CGA-O2A
38	W	609	CHL	CAA-CBA-CGA-O2A
30	A	848	BCR	C21-C22-C23-C24
30	G	205	BCR	C21-C22-C23-C24
30	J	102	BCR	C21-C22-C23-C24
30	K	207	BCR	C7-C8-C9-C10
30	O	2005	BCR	C7-C8-C9-C10
27	A	810	CLA	CAA-CBA-CGA-O1A
27	H	203	CLA	CAA-CBA-CGA-O1A

Continued on next page...

Continued from previous page...

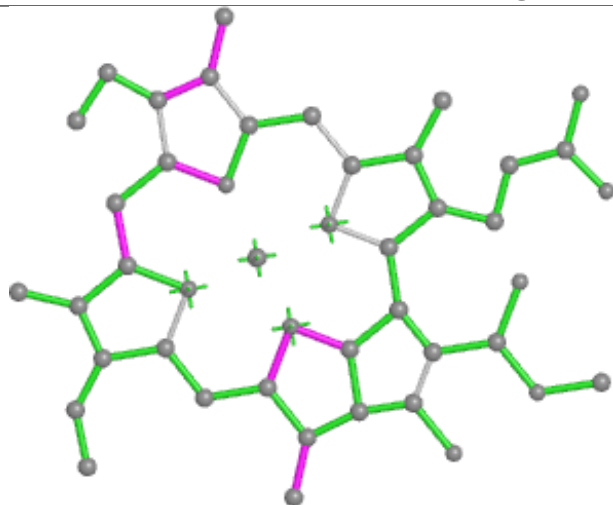
Mol	Chain	Res	Type	Atoms
27	6	613	CLA	CAA-CBA-CGA-O1A
27	K	204	CLA	CAA-CBA-CGA-O1A
38	Z	606	CHL	CAA-CBA-CGA-O1A
32	8	625	LMU	C2-C1-O1'-C1'
33	J	104	LMG	O6-C1-O1-C7
27	B	809	CLA	C13-C15-C16-C17
29	5	625	LHG	C17-C18-C19-C20
38	U	607	CHL	CAA-CBA-CGA-O2A
29	6	623	LHG	O7-C7-C8-C9
33	A	860	LMG	O8-C28-C29-C30
27	7	602	CLA	C8-C10-C11-C12
27	6	603	CLA	CAA-CBA-CGA-O1A
29	7	622	LHG	O10-C23-C24-C25
27	4	608	CLA	C2A-CAA-CBA-CGA
27	A	818	CLA	C11-C12-C13-C15
27	6	613	CLA	C16-C17-C18-C20
29	V	2630	LHG	C15-C16-C17-C18
27	5	613	CLA	C15-C16-C17-C18
27	9	602	CLA	C10-C11-C12-C13
38	Z	607	CHL	C13-C15-C16-C17
27	2	613	CLA	CAA-CBA-CGA-O1A
27	A	803	CLA	C4-C3-C5-C6
27	A	835	CLA	C4-C3-C5-C6
27	B	834	CLA	CAA-CBA-CGA-O2A
27	8	604	CLA	CAA-CBA-CGA-O2A
29	A	846	LHG	O8-C23-C24-C25
38	Z	607	CHL	CAA-CBA-CGA-O2A

There are no ring outliers.

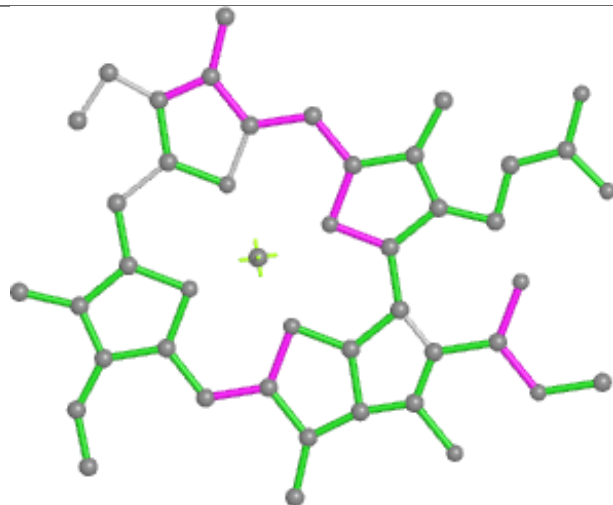
No monomer is involved in short contacts.

The following is a two-dimensional graphical depiction of Mogul quality analysis of bond lengths, bond angles, torsion angles, and ring geometry for all instances of the Ligand of Interest. In addition, ligands with molecular weight > 250 and outliers as shown on the validation Tables will also be included. For torsion angles, if less than 5% of the Mogul distribution of torsion angles is within 10 degrees of the torsion angle in question, then that torsion angle is considered an outlier. Any bond that is central to one or more torsion angles identified as an outlier by Mogul will be highlighted in the graph. For rings, the root-mean-square deviation (RMSD) between the ring in question and similar rings identified by Mogul is calculated over all ring torsion angles. If the average RMSD is greater than 60 degrees and the minimal RMSD between the ring in question and any Mogul-identified rings is also greater than 60 degrees, then that ring is considered an outlier. The outliers are highlighted in purple. The color gray indicates Mogul did not find sufficient equivalents in the CSD to analyse the geometry.

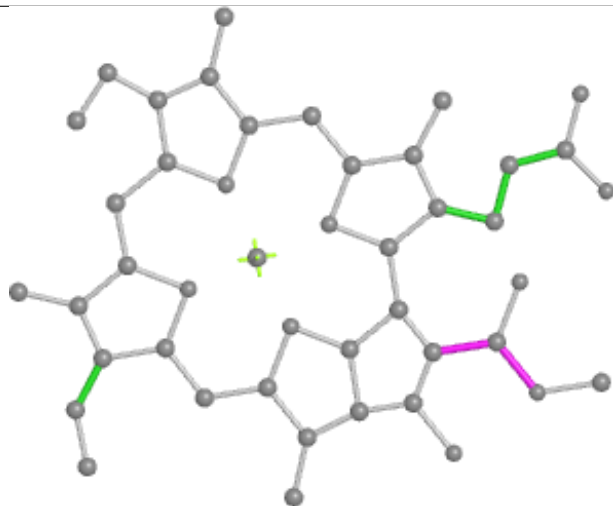
Ligand CLA K 206



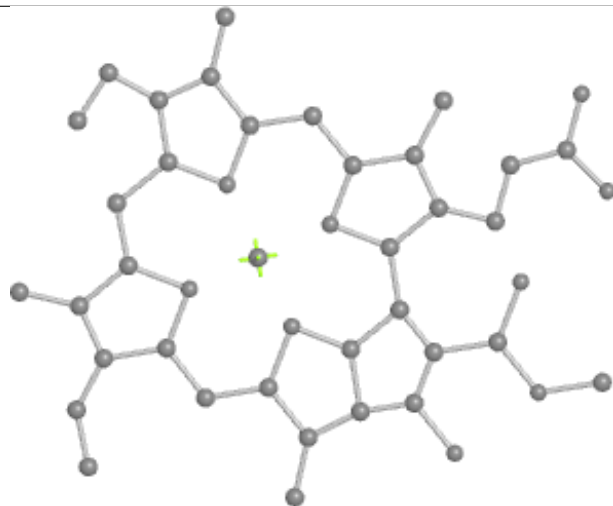
Bond lengths



Bond angles

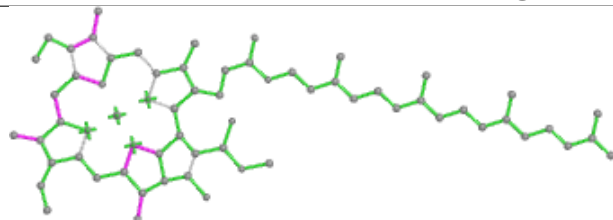


Torsions

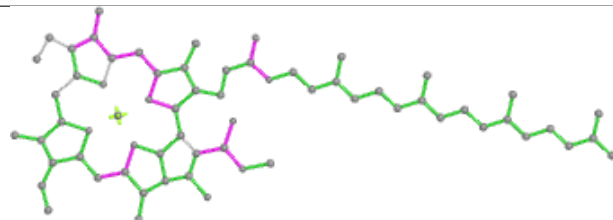


Rings

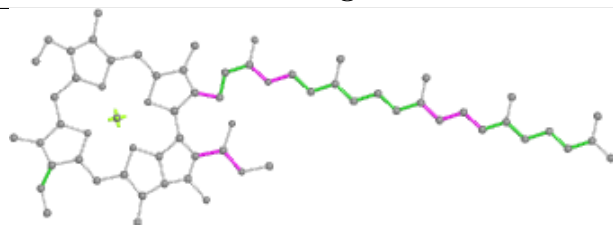
Ligand CLA A 811



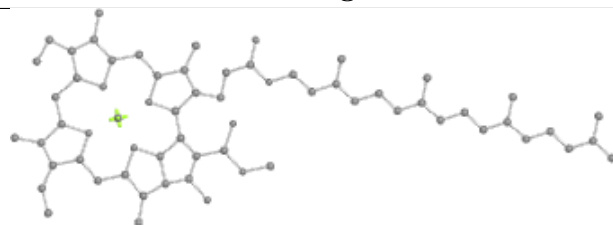
Bond lengths



Bond angles

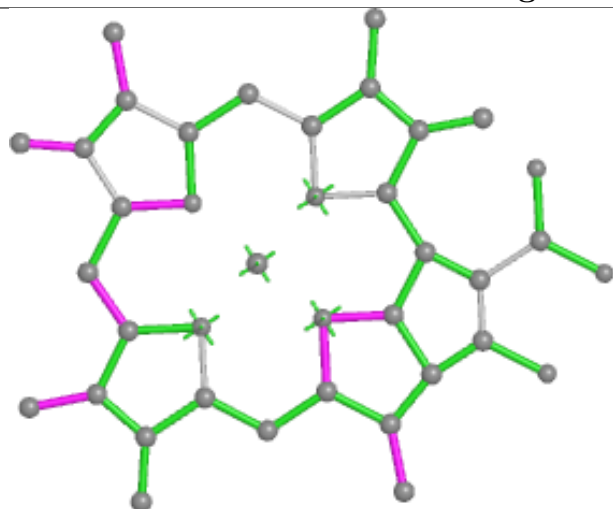


Torsions

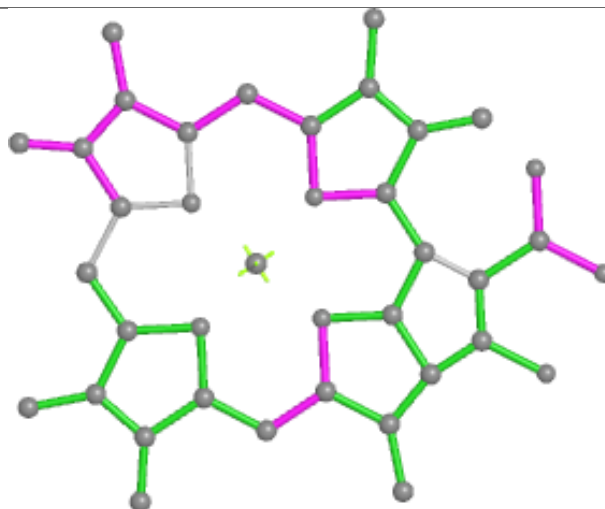


Rings

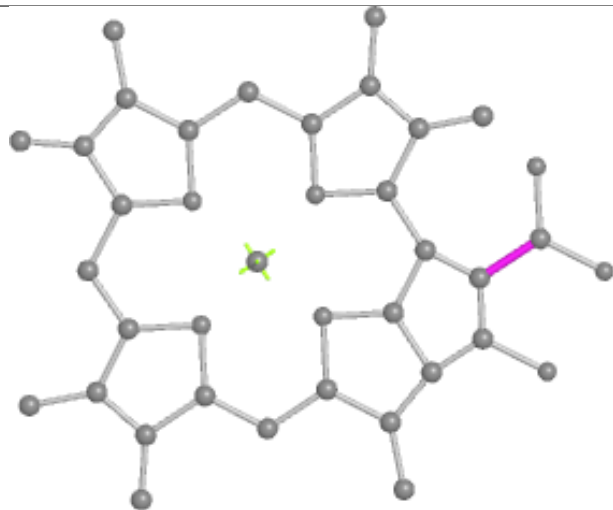
Ligand CLA a 611



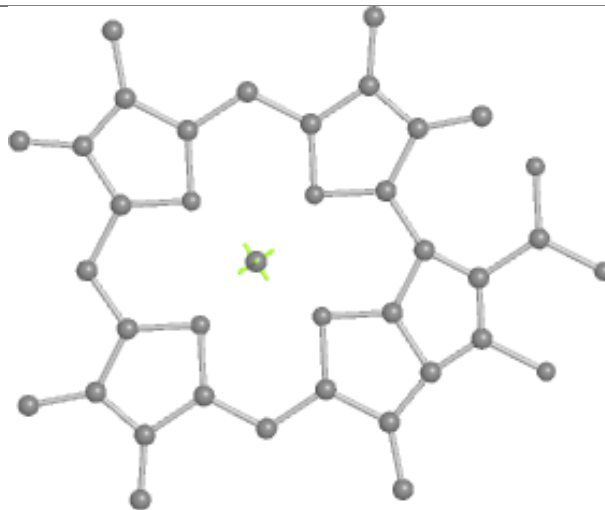
Bond lengths



Bond angles

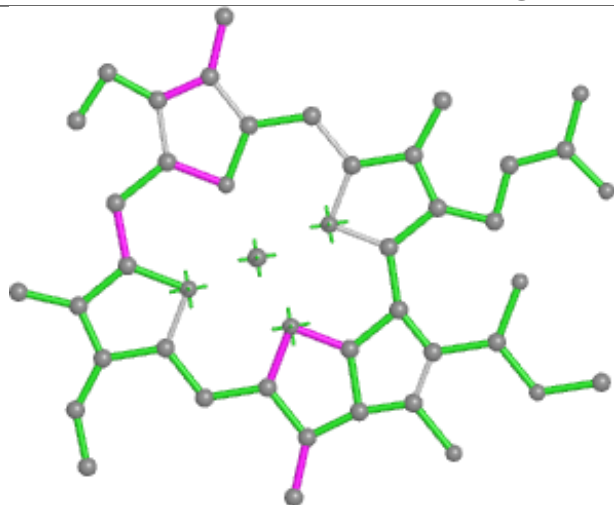


Torsions

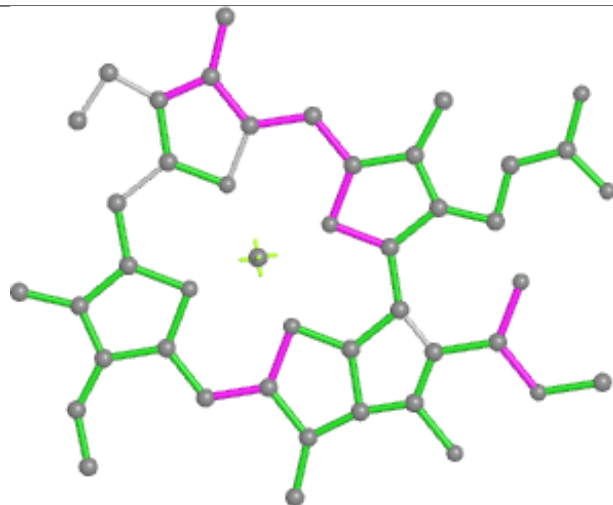


Rings

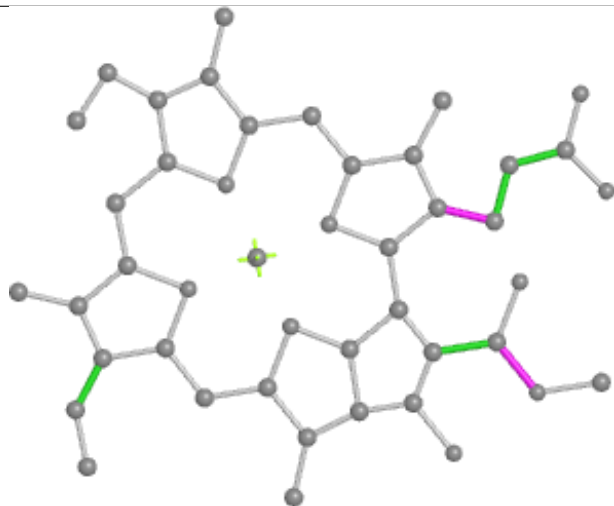
Ligand CLA K 201



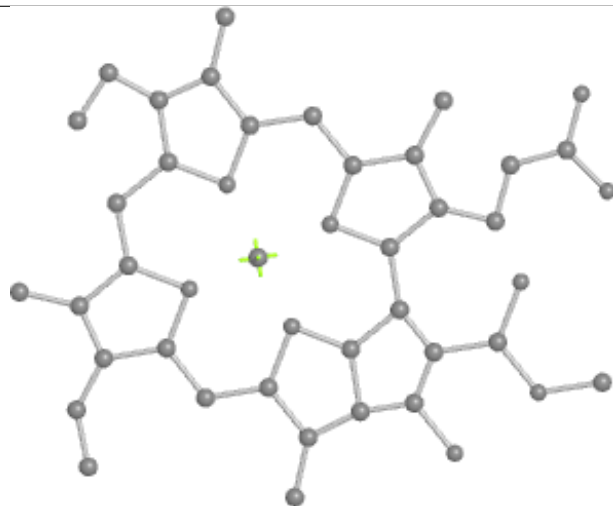
Bond lengths



Bond angles

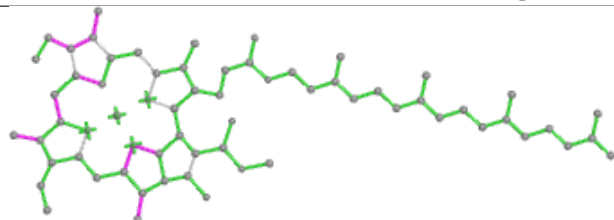


Torsions

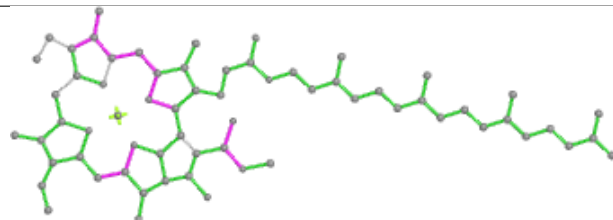


Rings

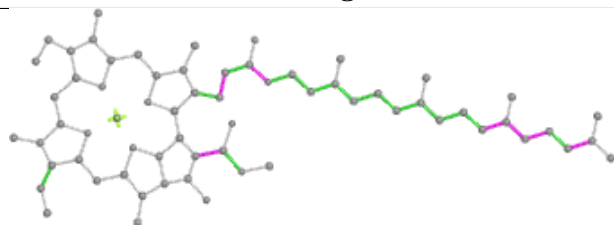
Ligand CLA A 809



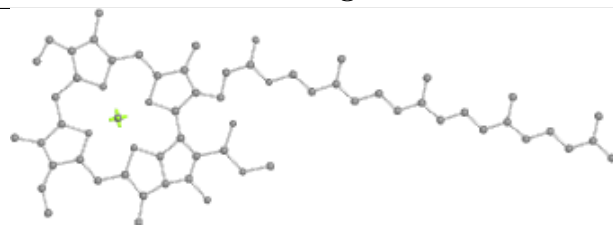
Bond lengths



Bond angles

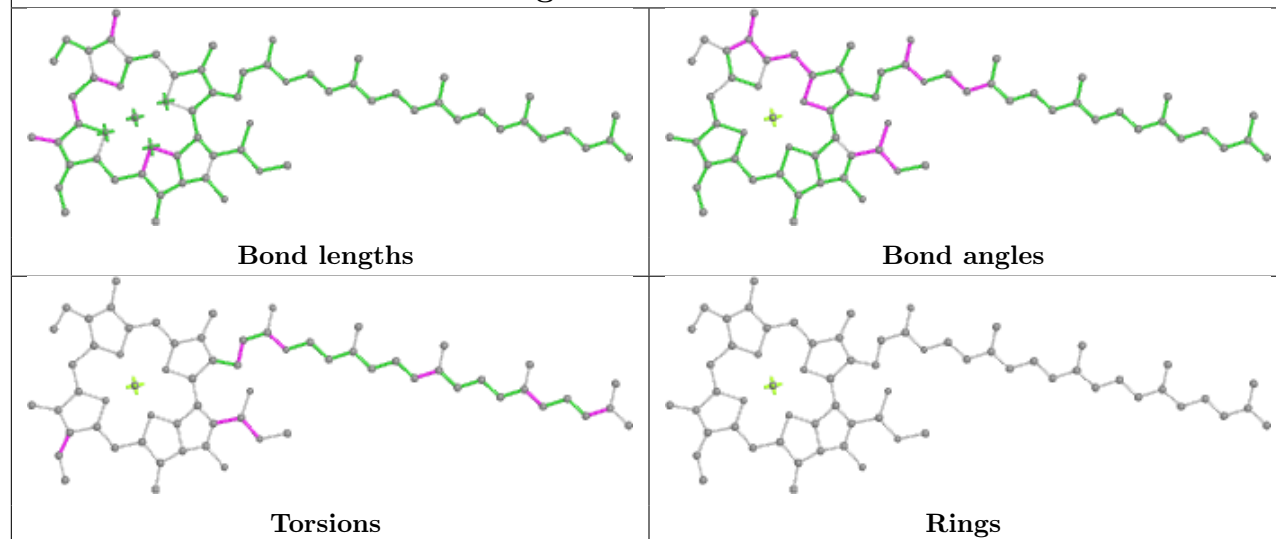


Torsions

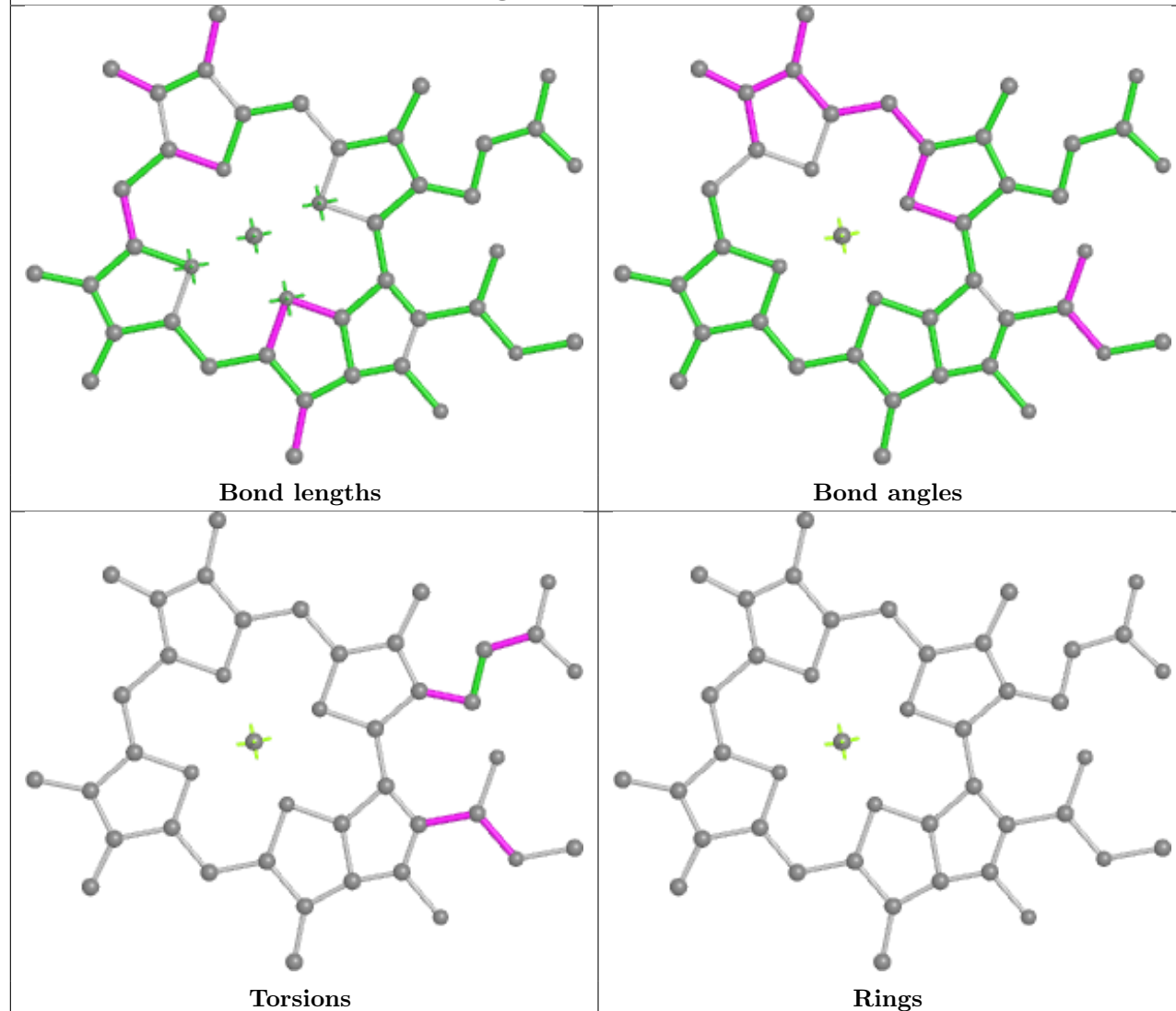


Rings

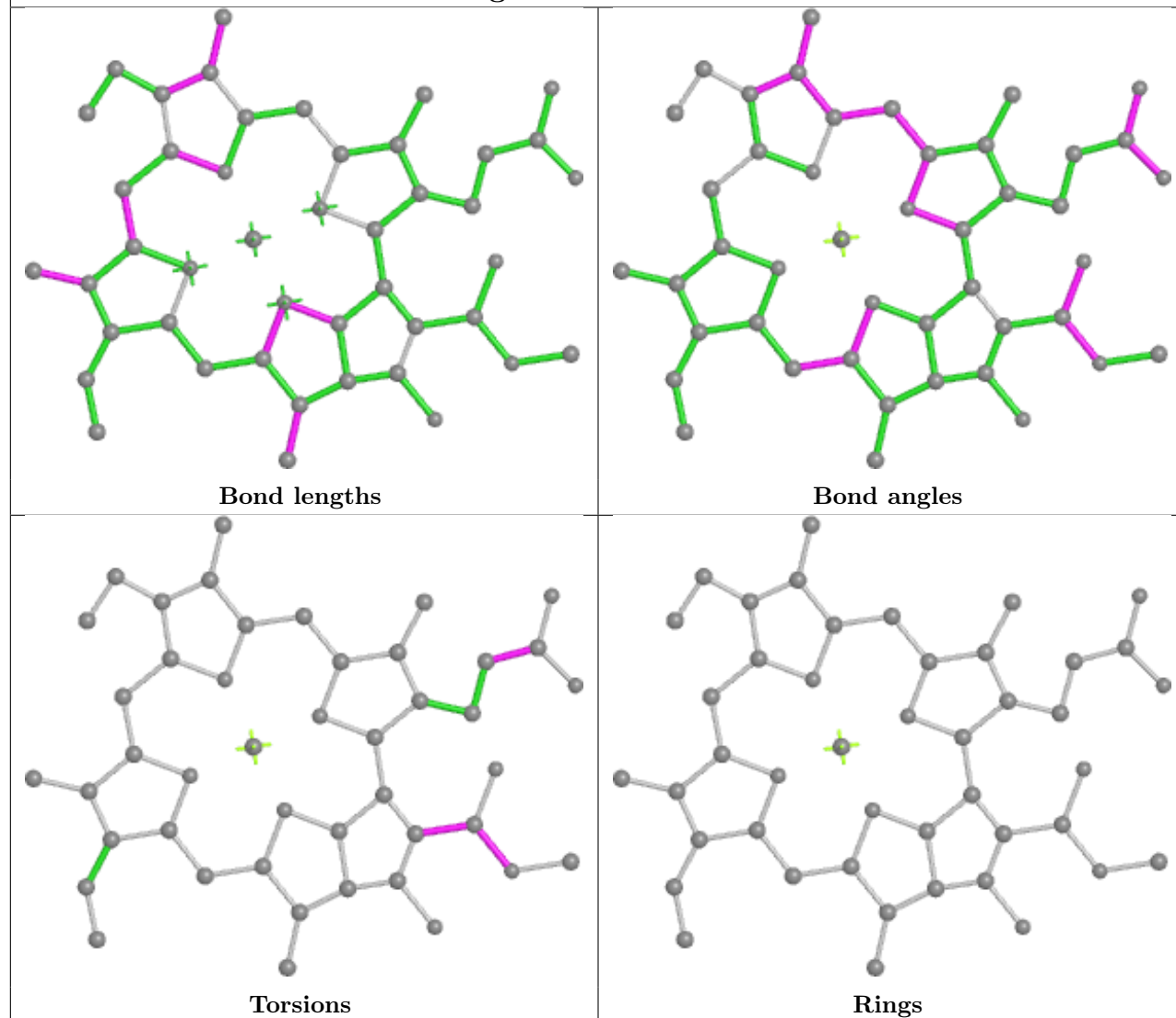
Ligand CLA 2 601



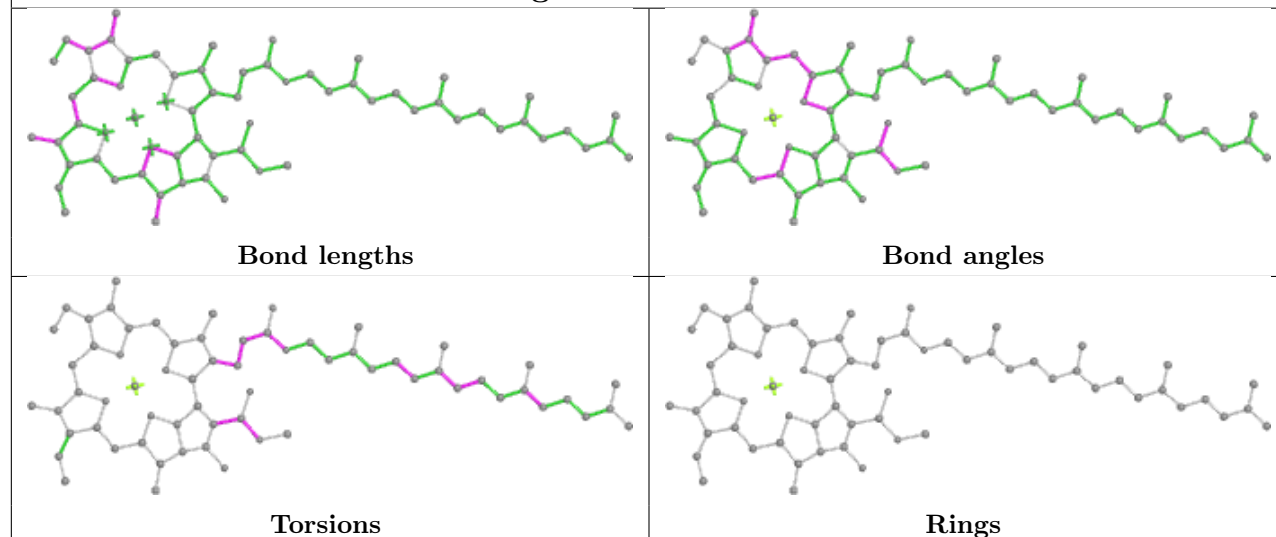
Ligand CLA 4 616

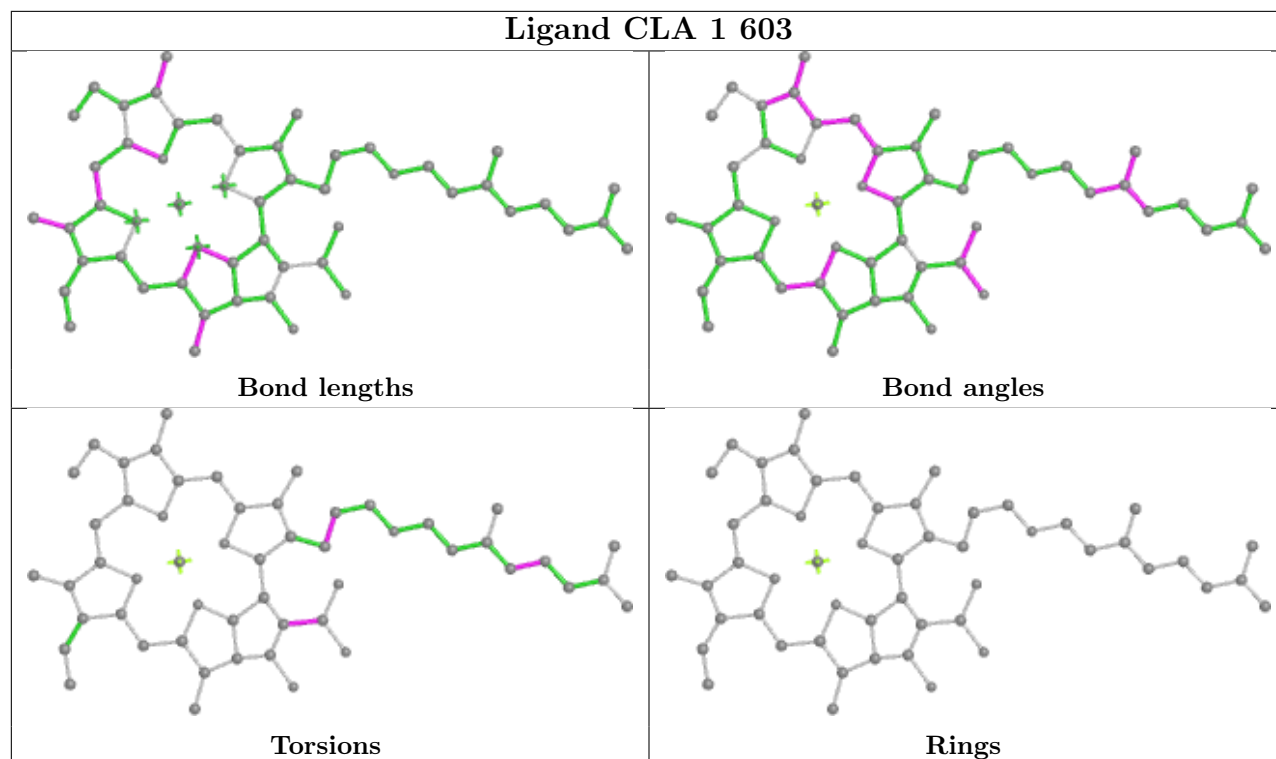
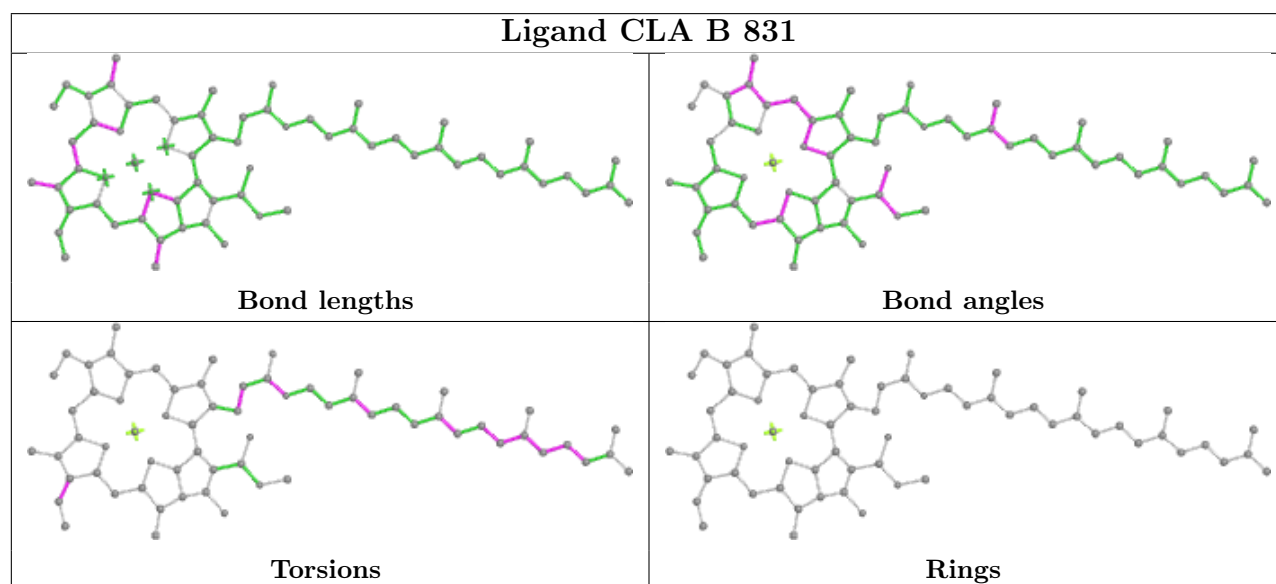


Ligand CLA K 204

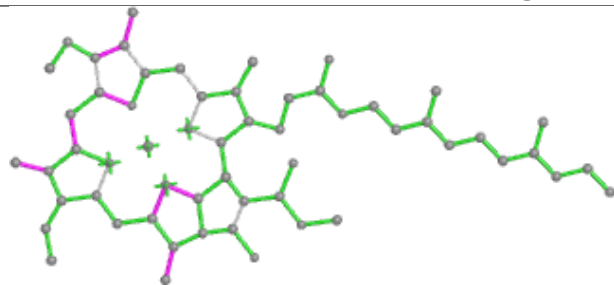


Ligand CLA A 841

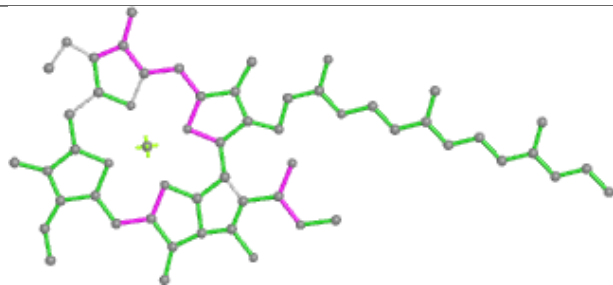


Ligand CLA 1 603**Ligand CLA B 831**

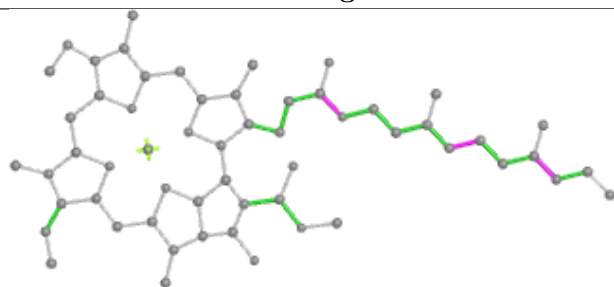
Ligand CLA 1 611



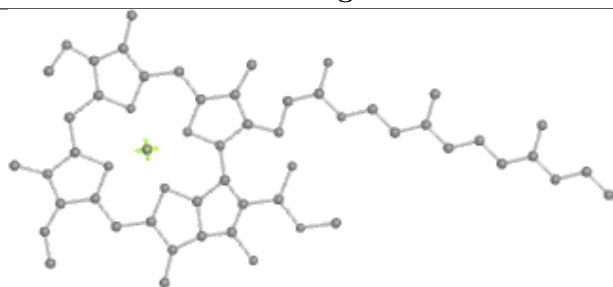
Bond lengths



Bond angles

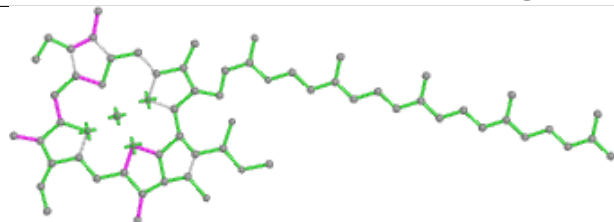


Torsions

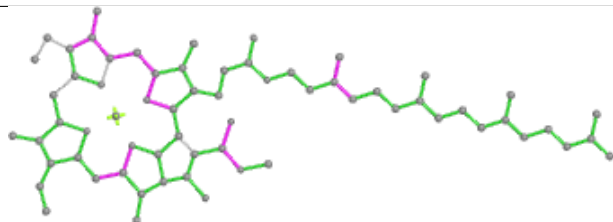


Rings

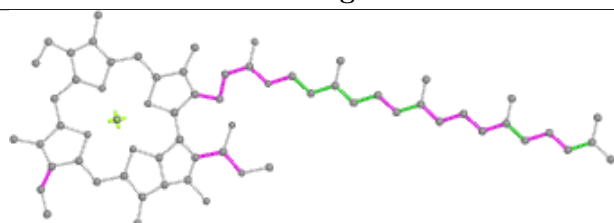
Ligand CLA 6 616



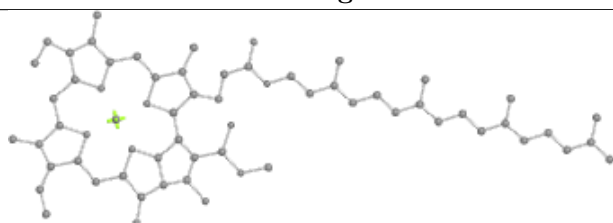
Bond lengths



Bond angles

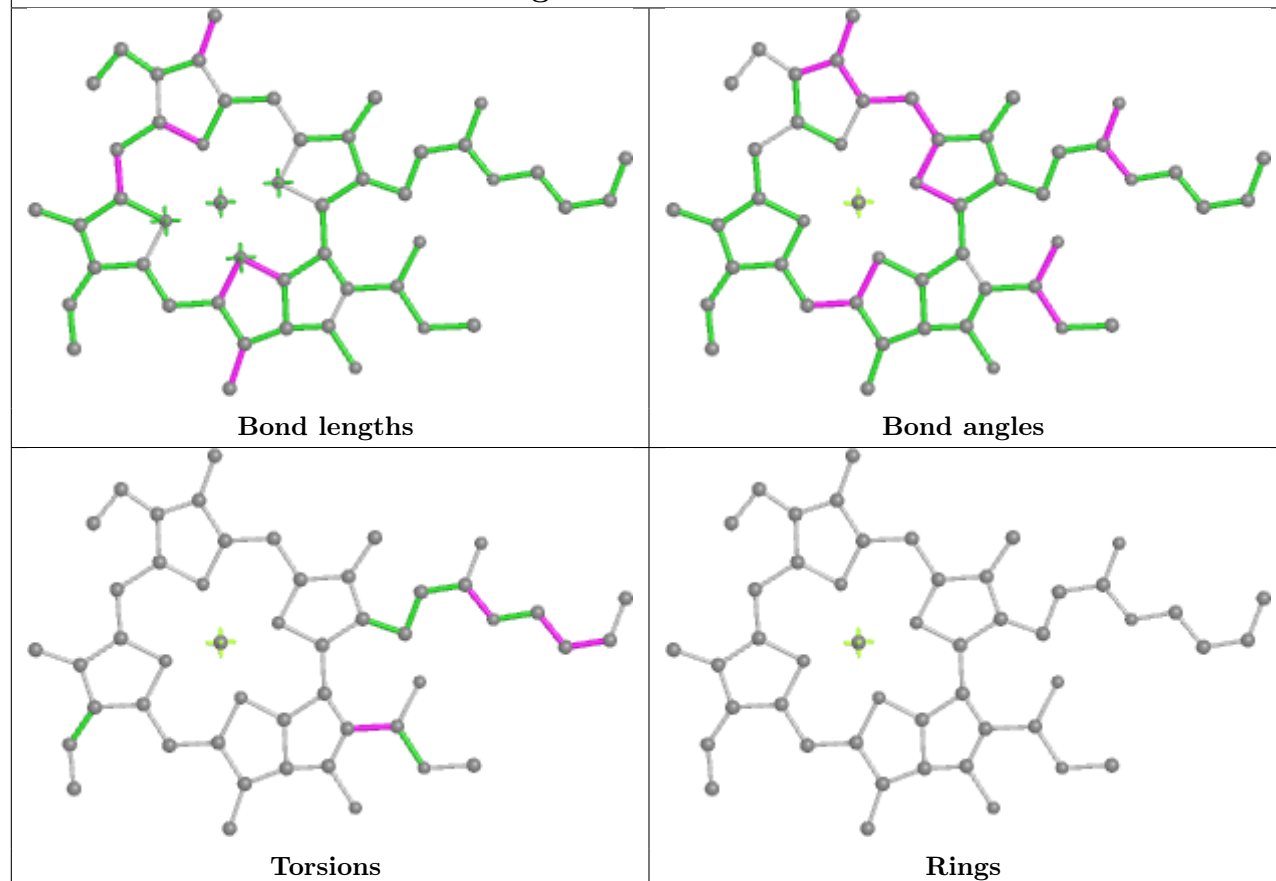


Torsions

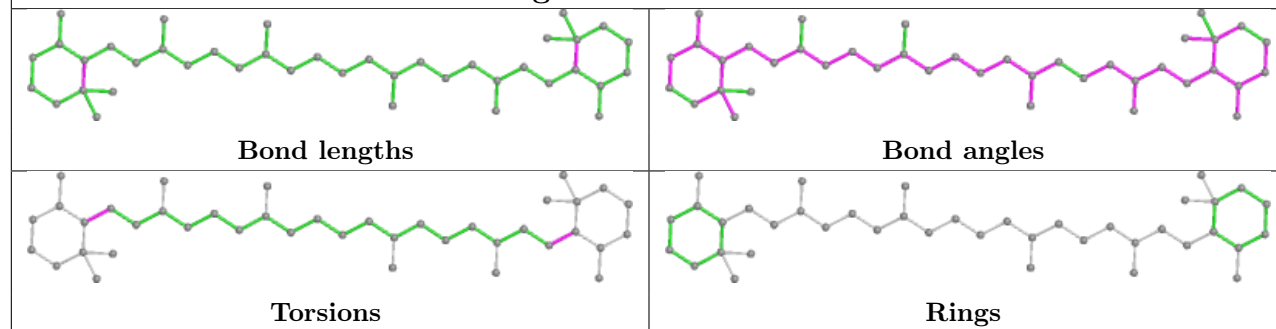


Rings

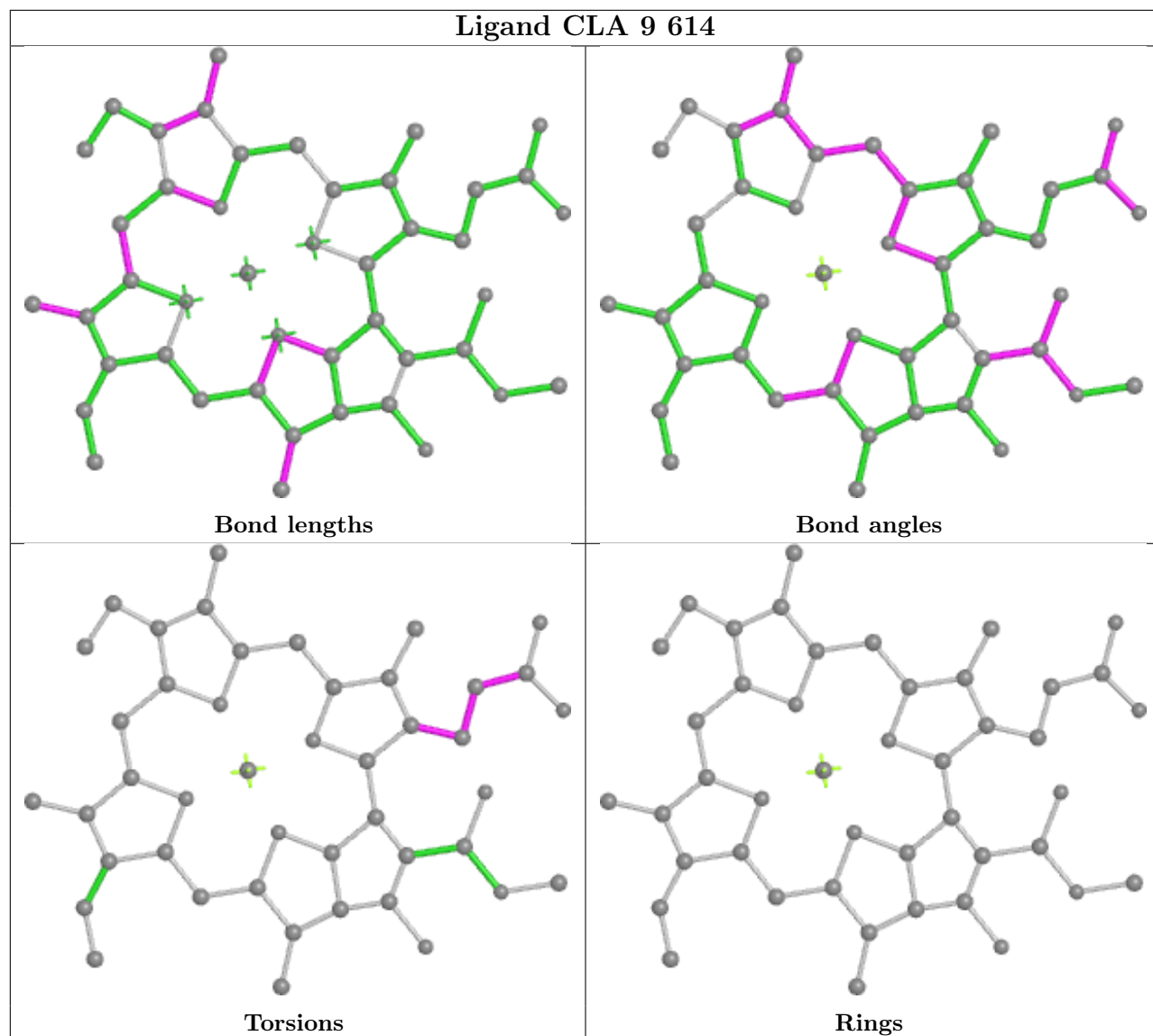
Ligand CLA X 604

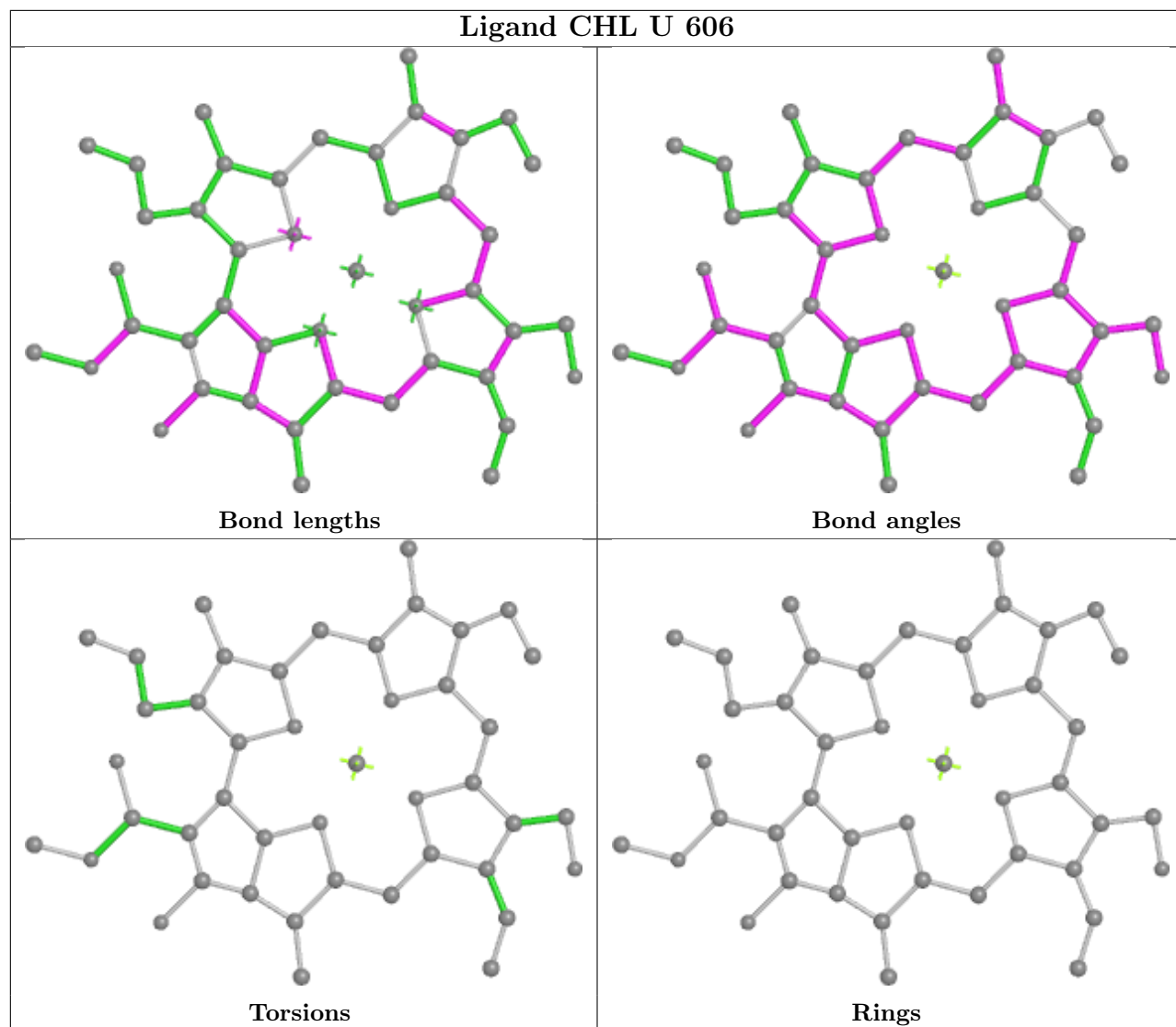


Ligand BCR L 308

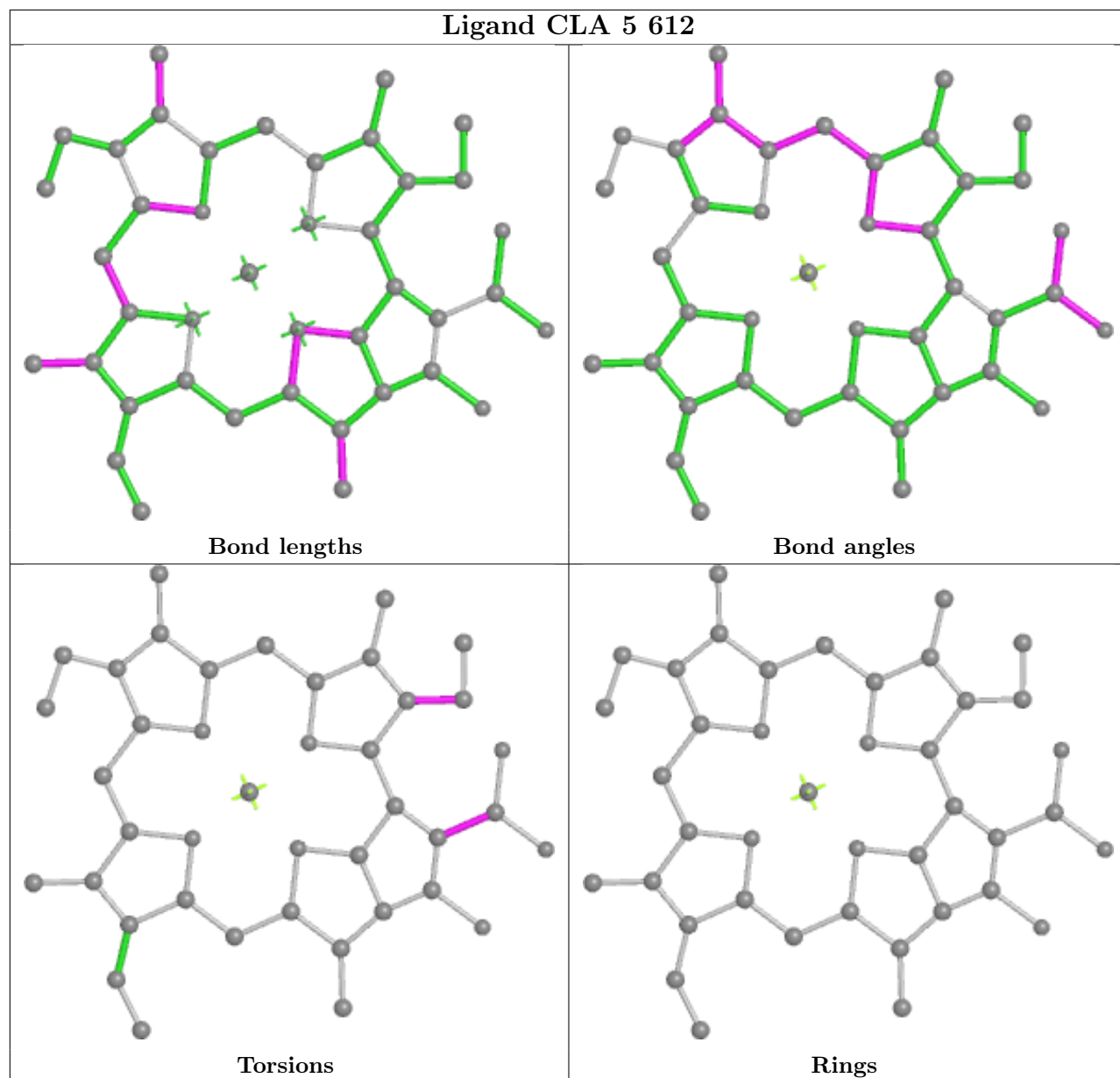


Ligand CLA 9 614

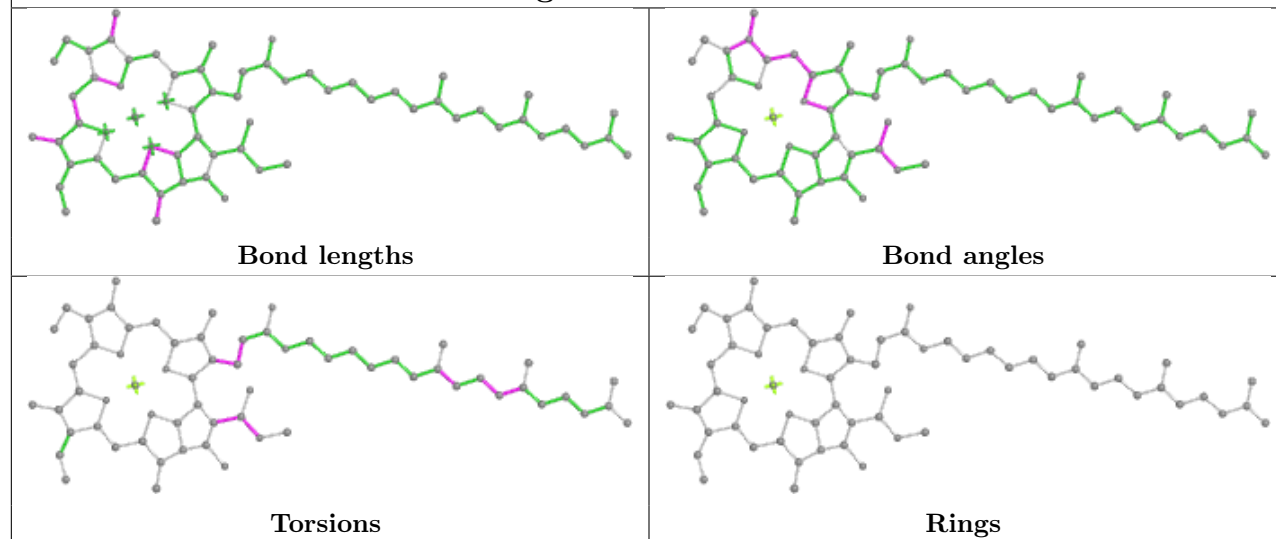




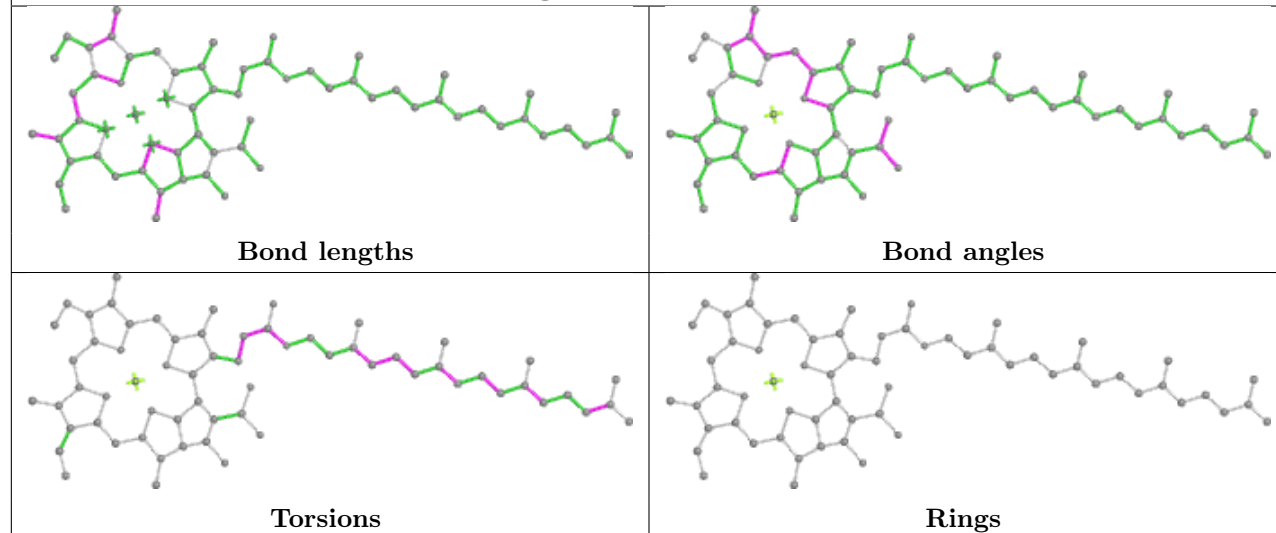
Ligand CLA 5 612



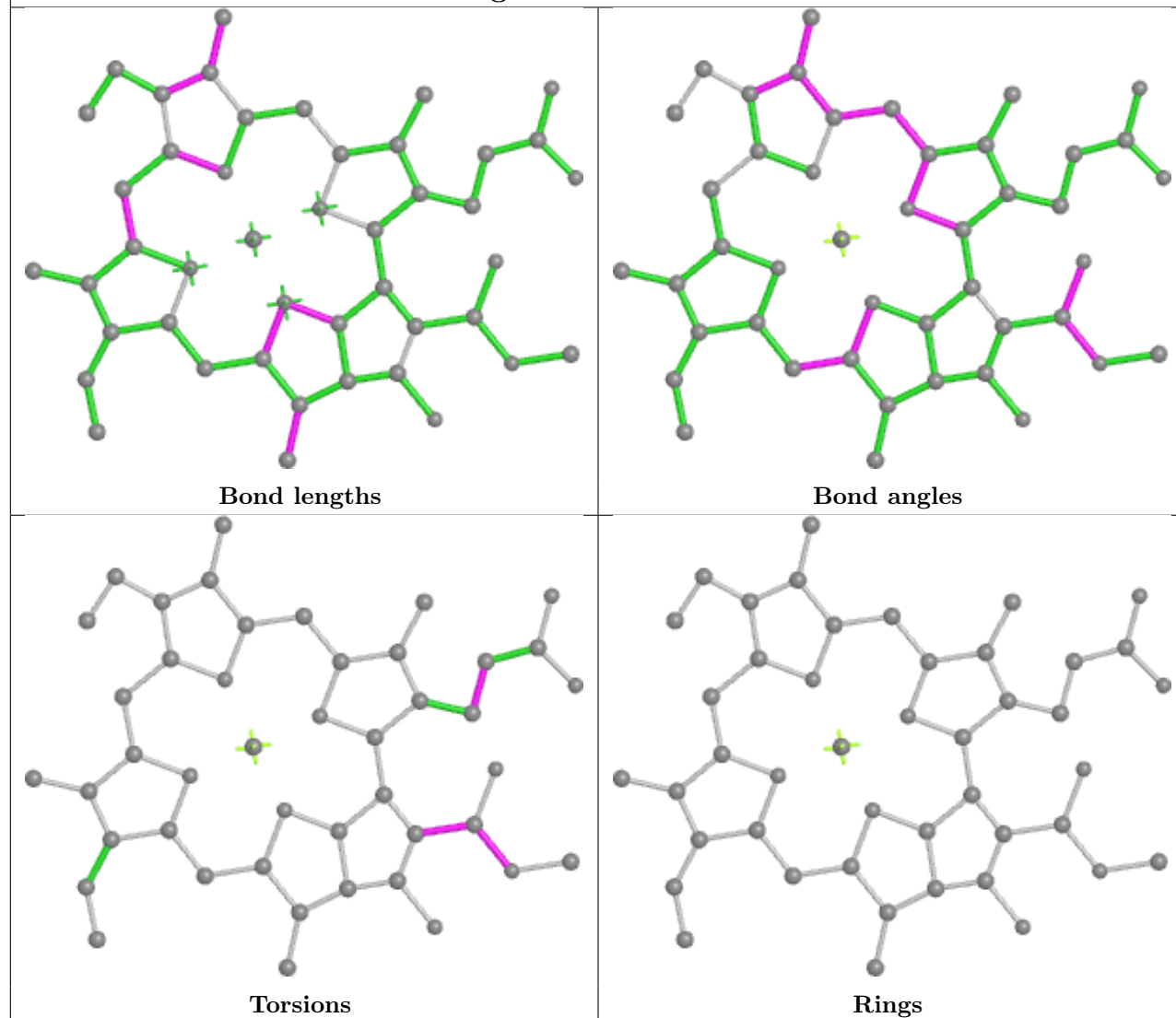
Ligand CLA 6 620



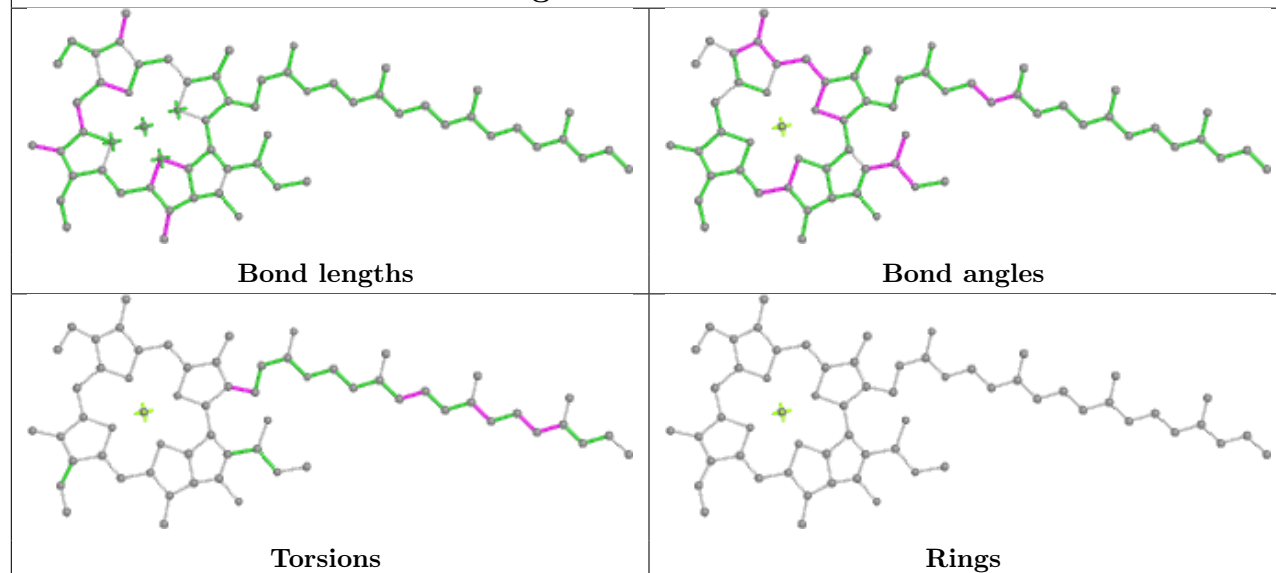
Ligand CLA 6 613

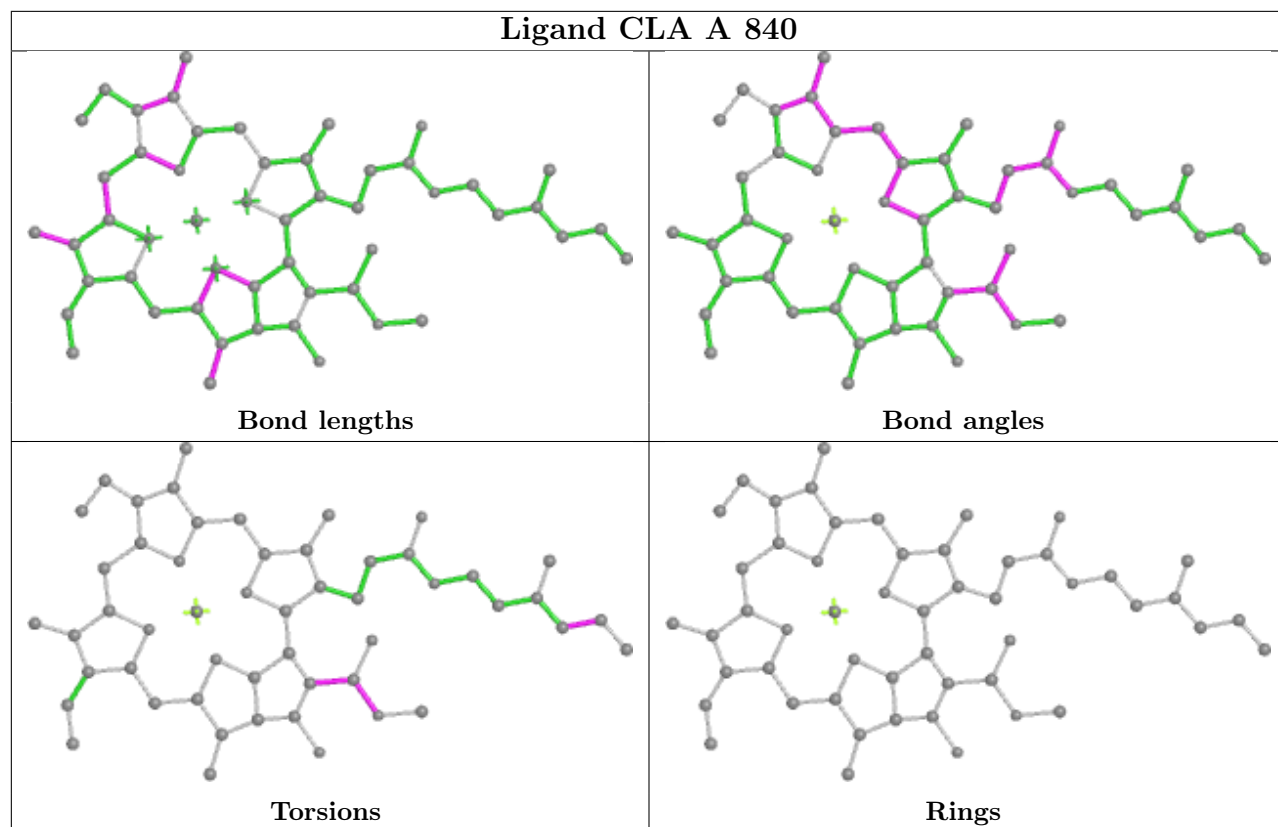


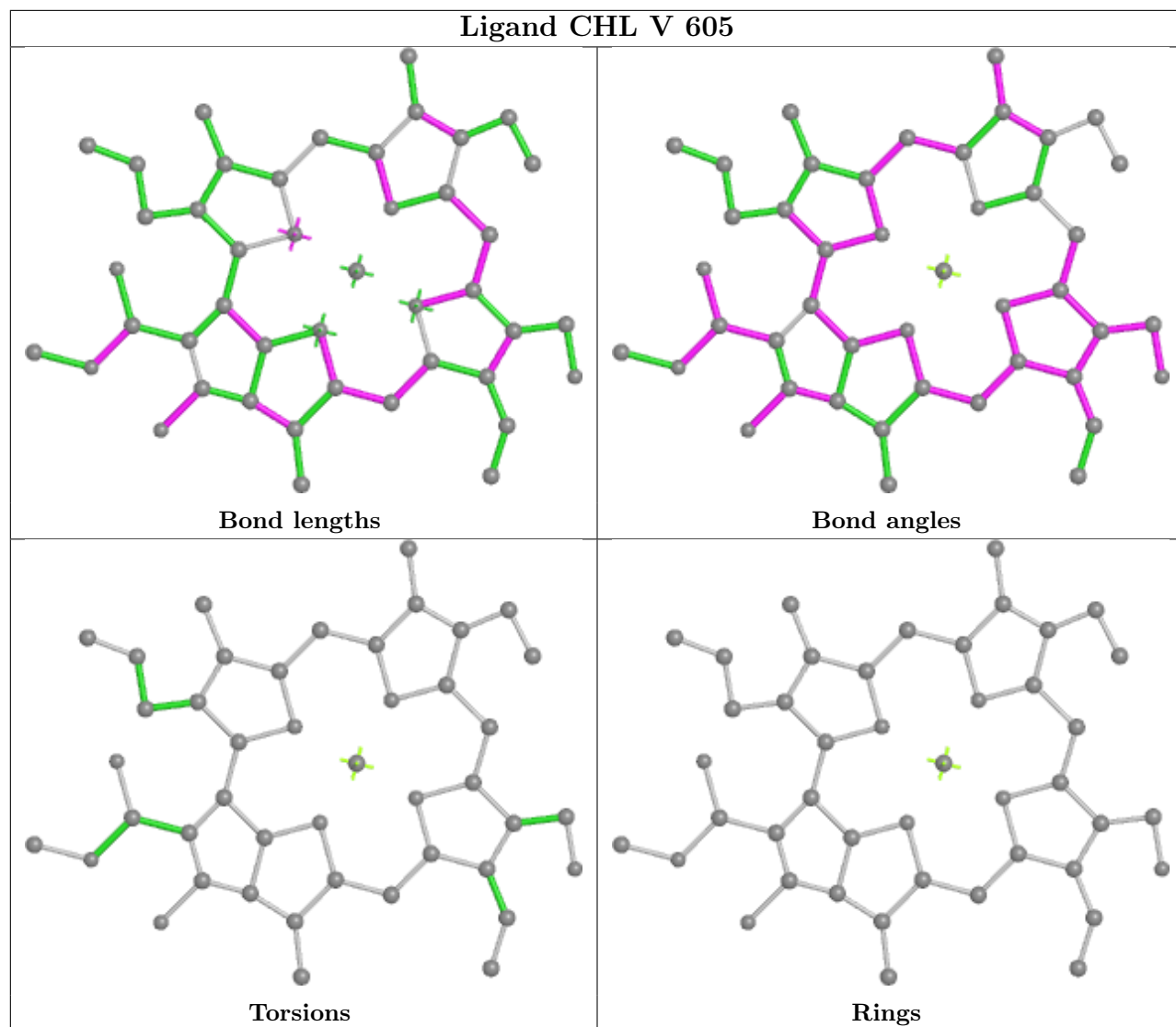
Ligand CLA B 835



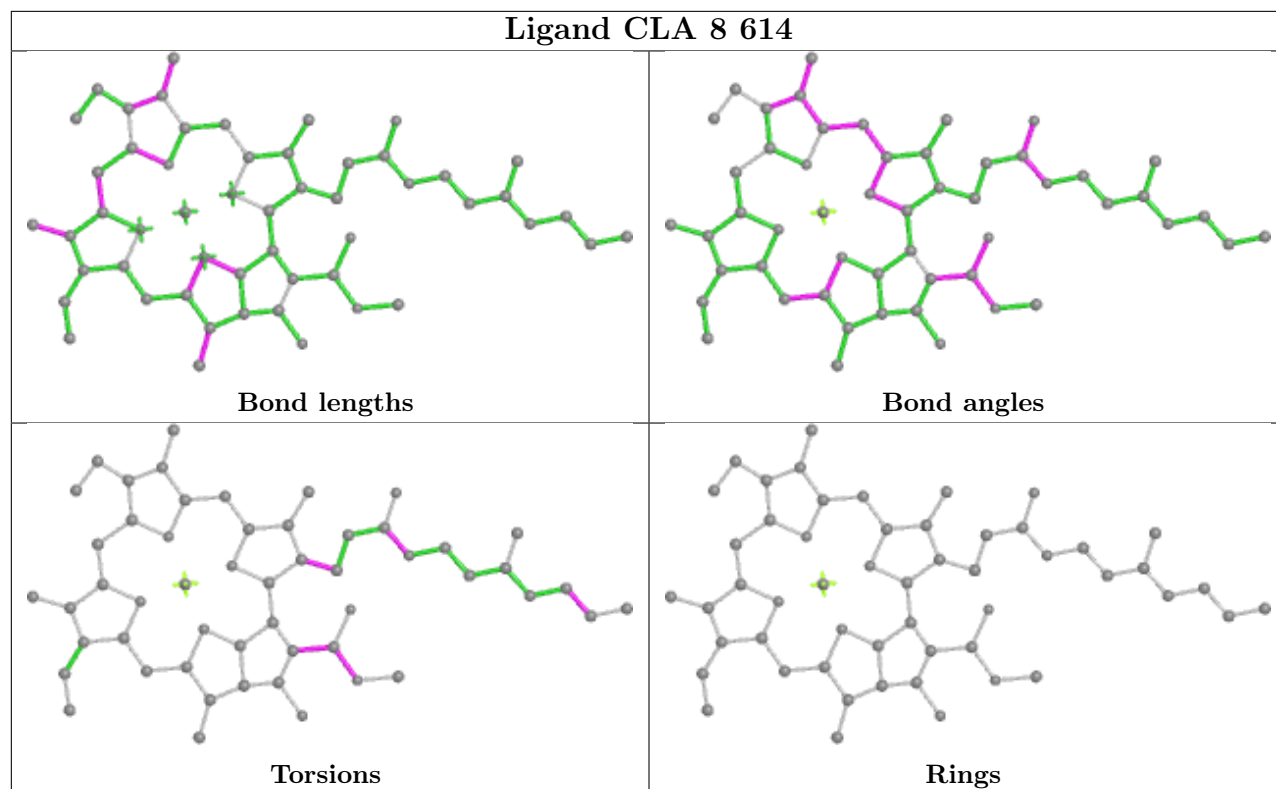
Ligand CLA B 826



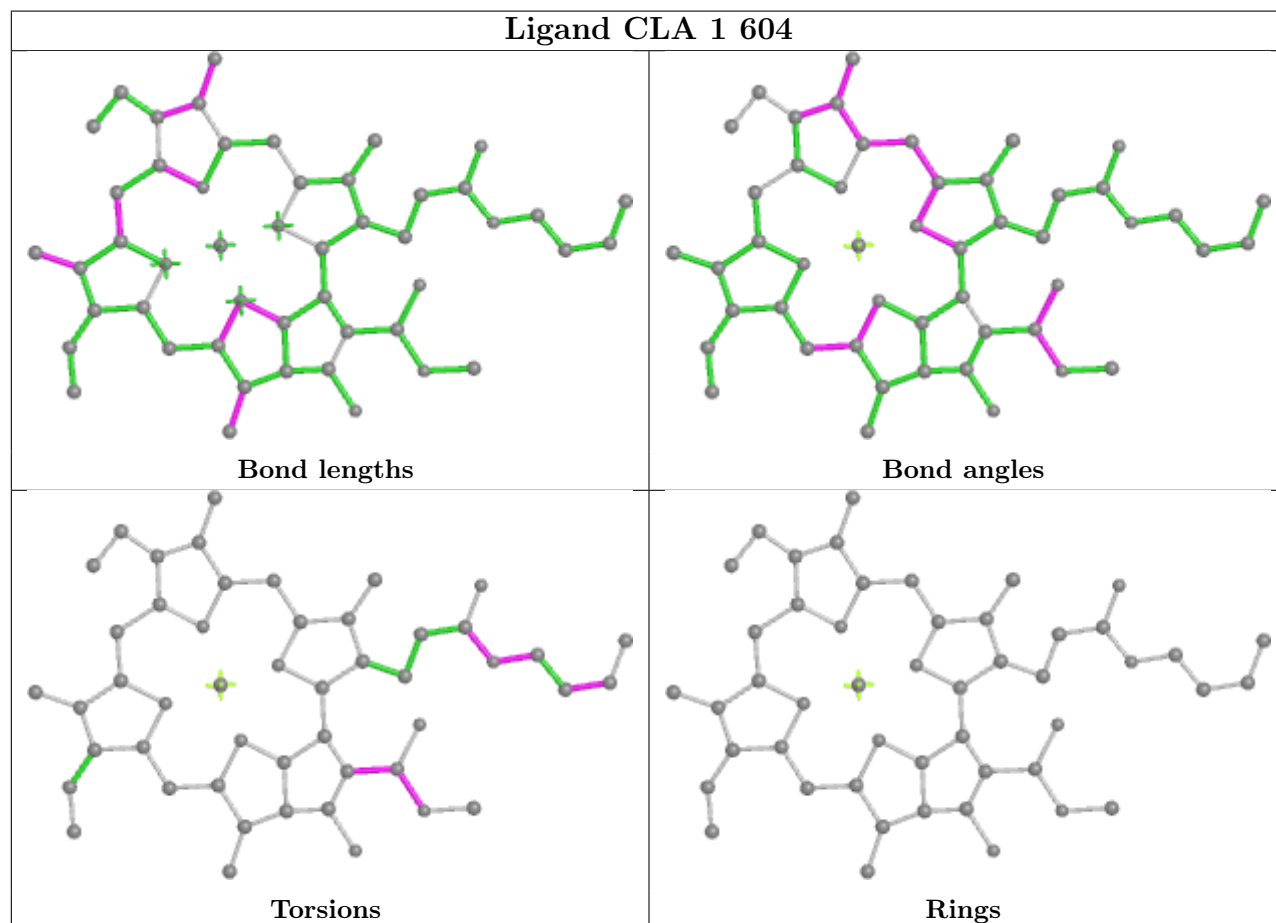




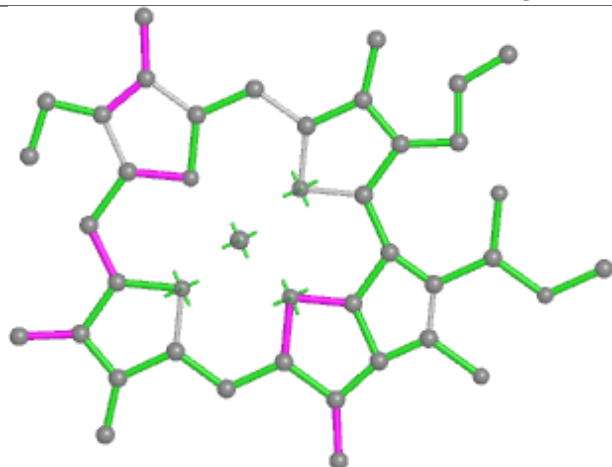
Ligand CLA 8 614



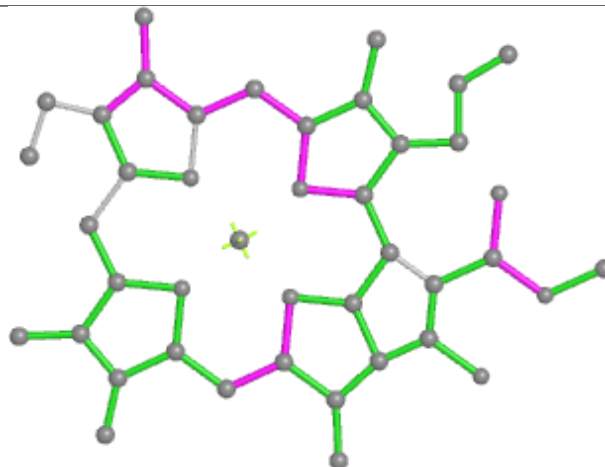
Ligand CLA 1 604



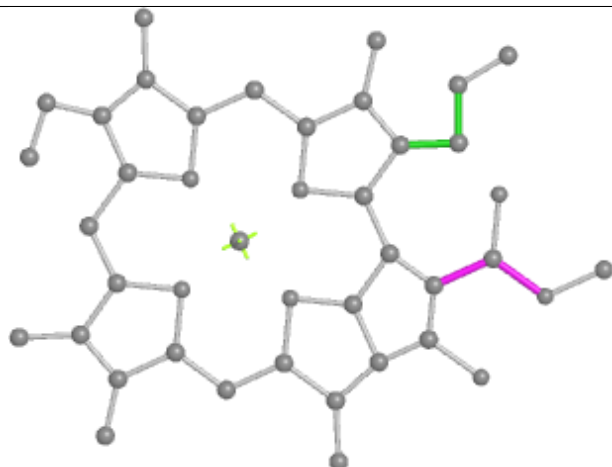
Ligand CLA 2 604



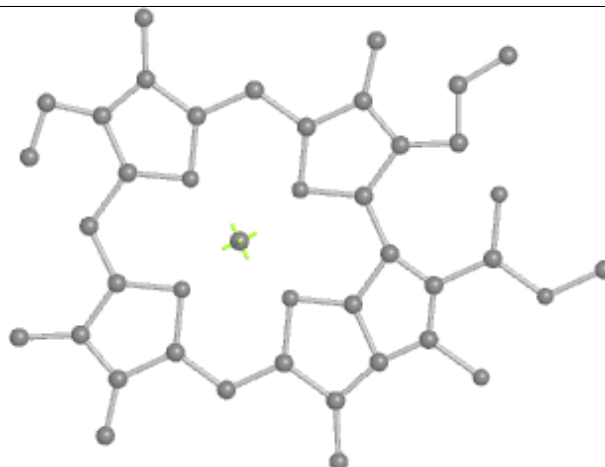
Bond lengths



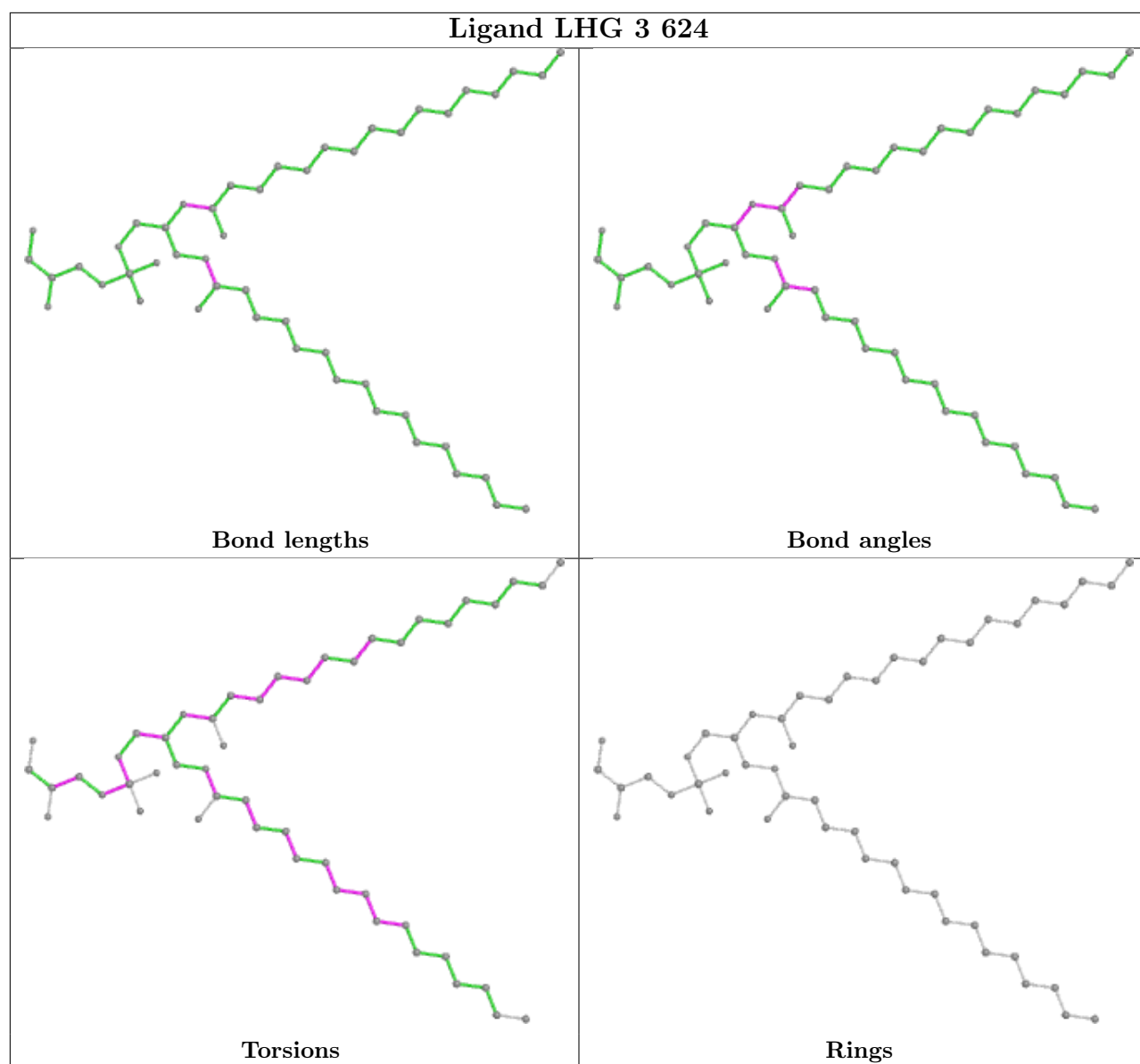
Bond angles

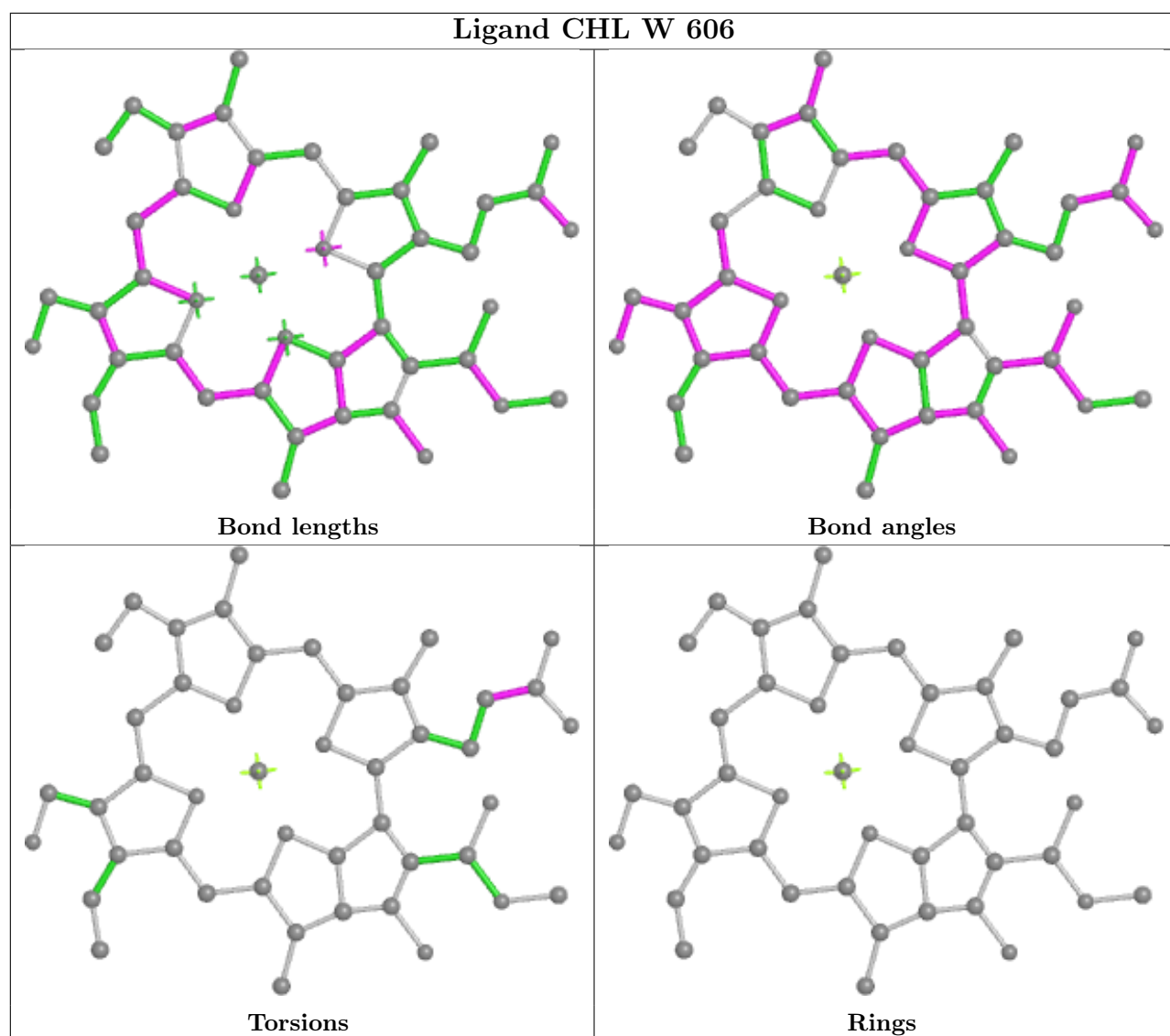


Torsions

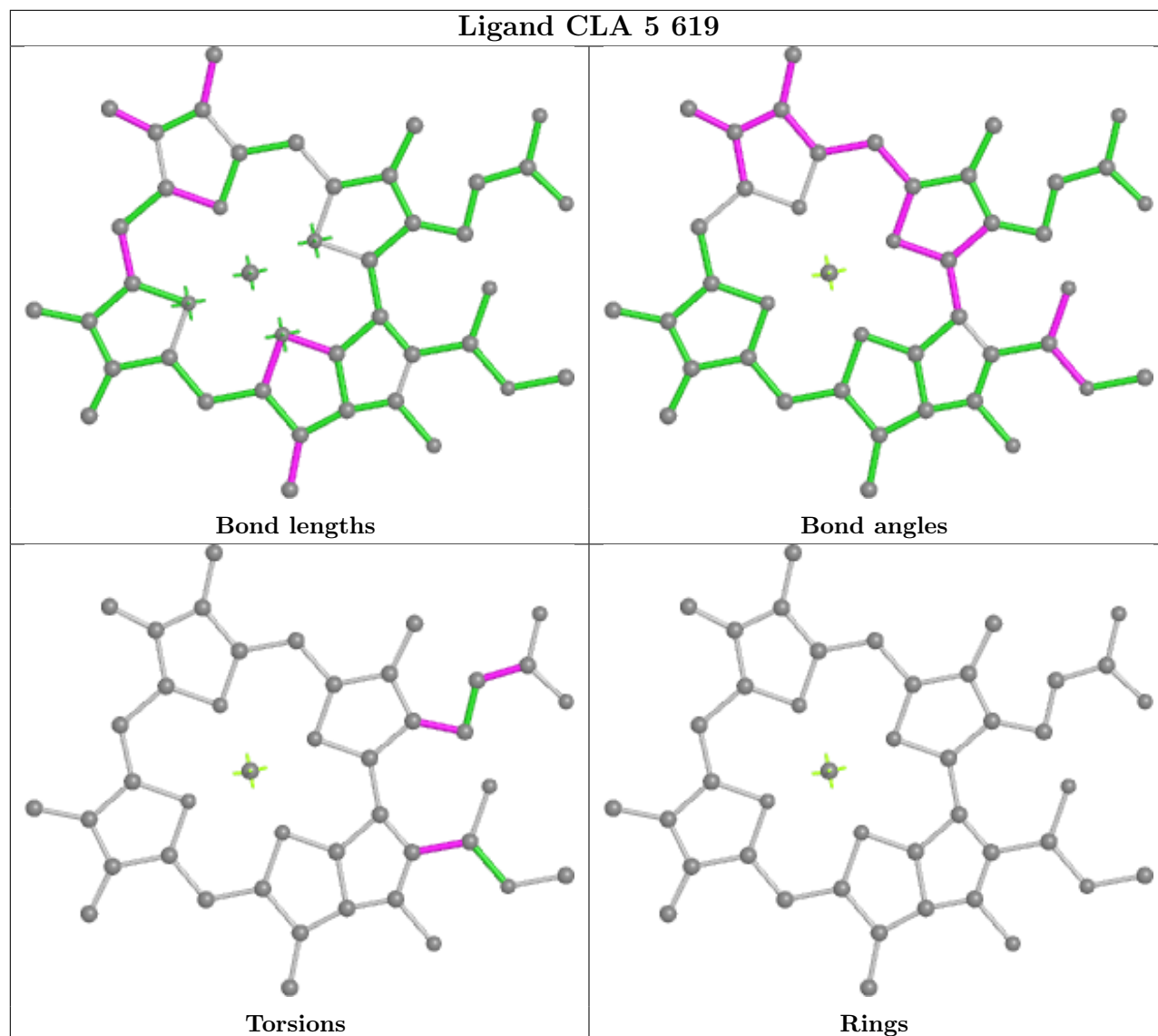


Rings

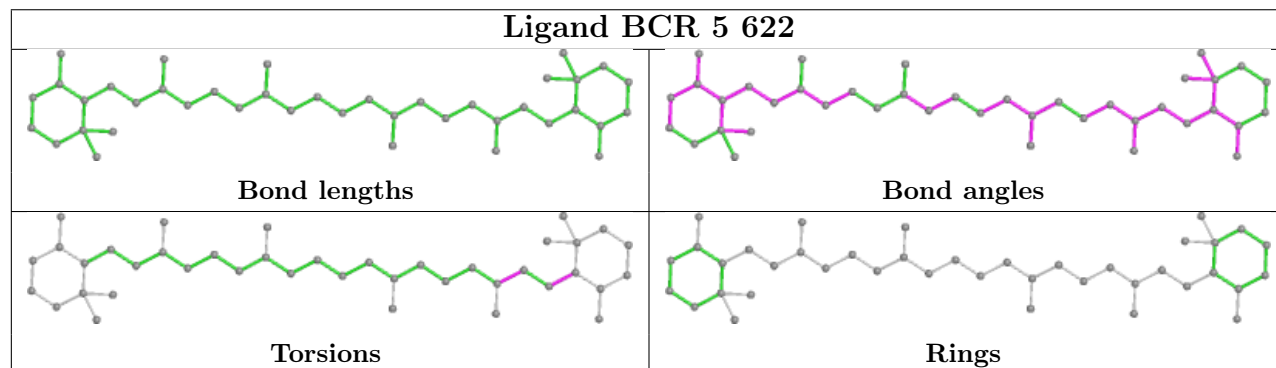




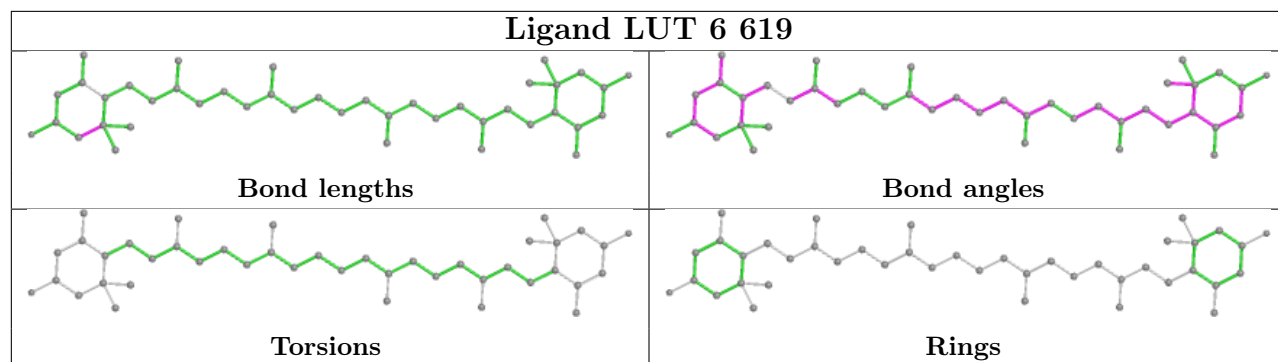
Ligand CLA 5 619



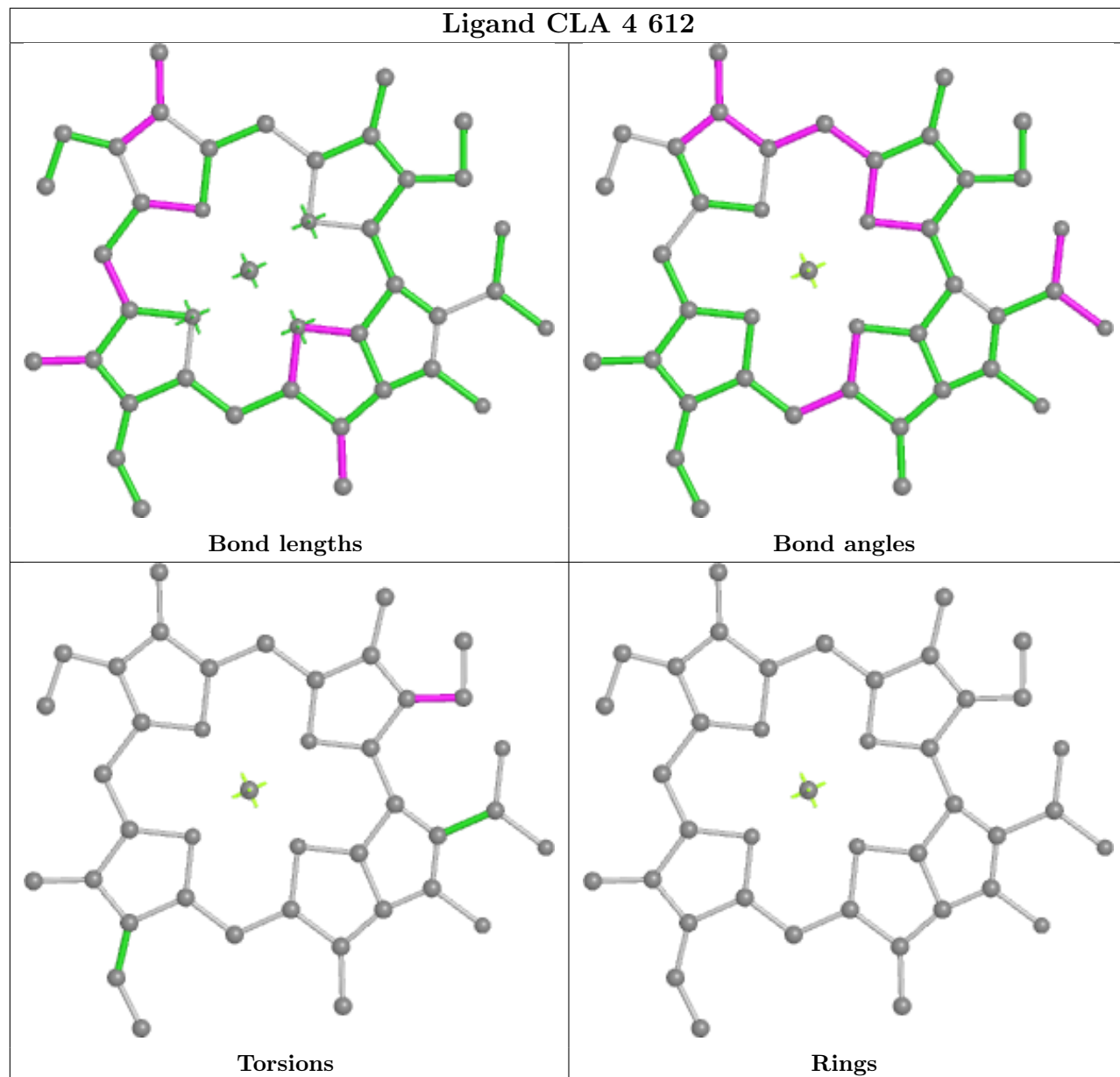
Ligand BCR 5 622



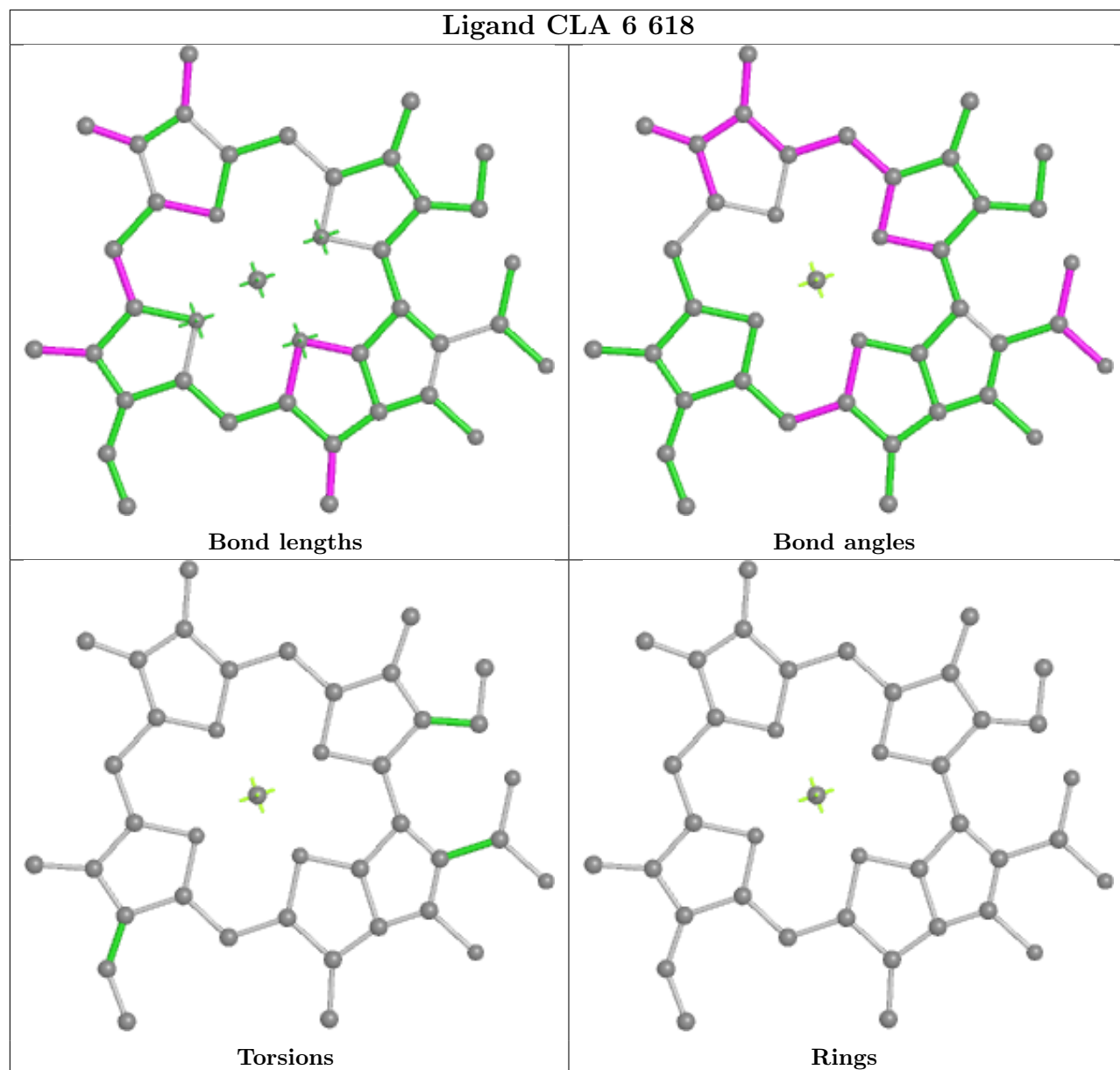
Ligand LUT 6 619

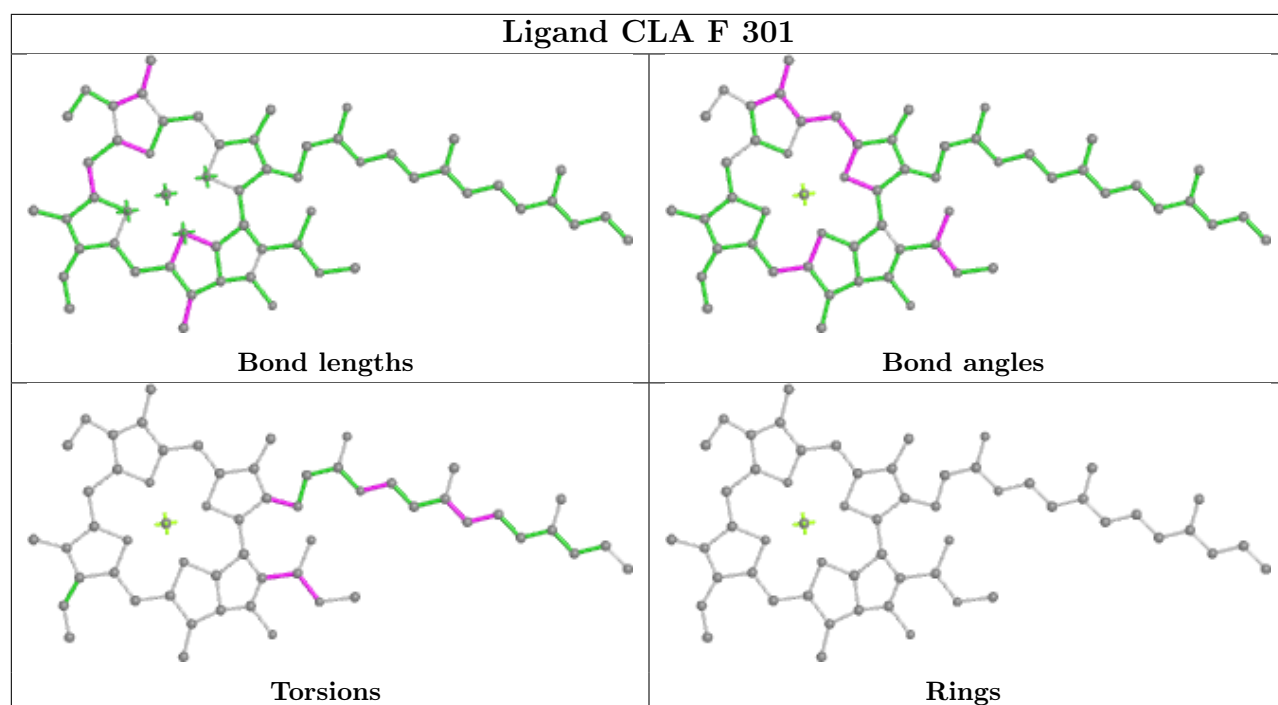


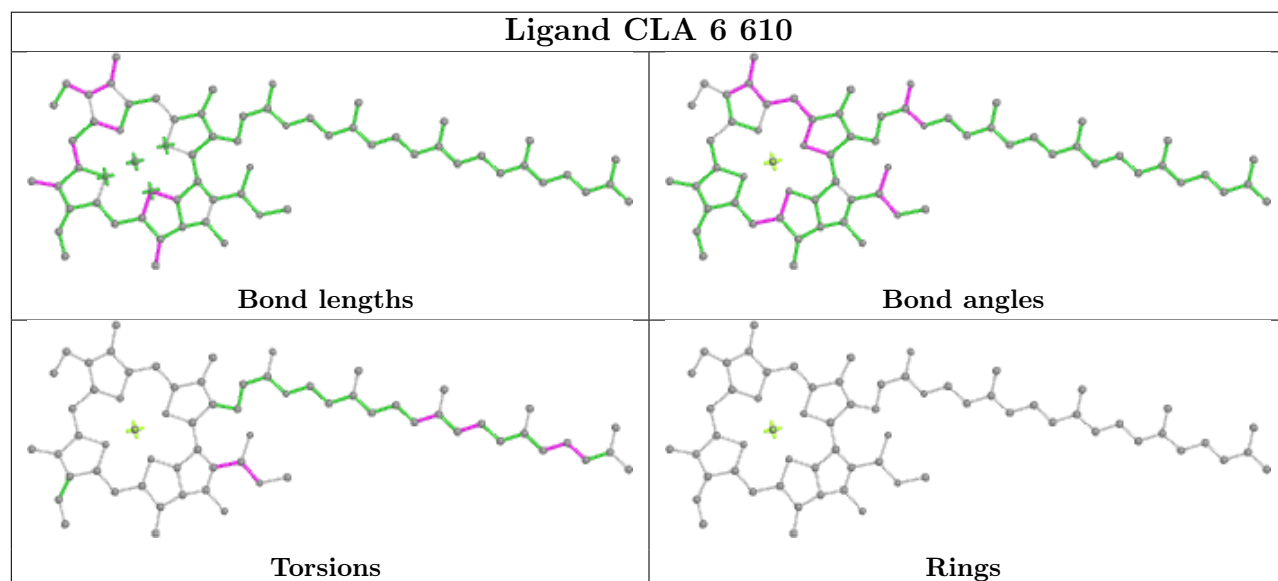
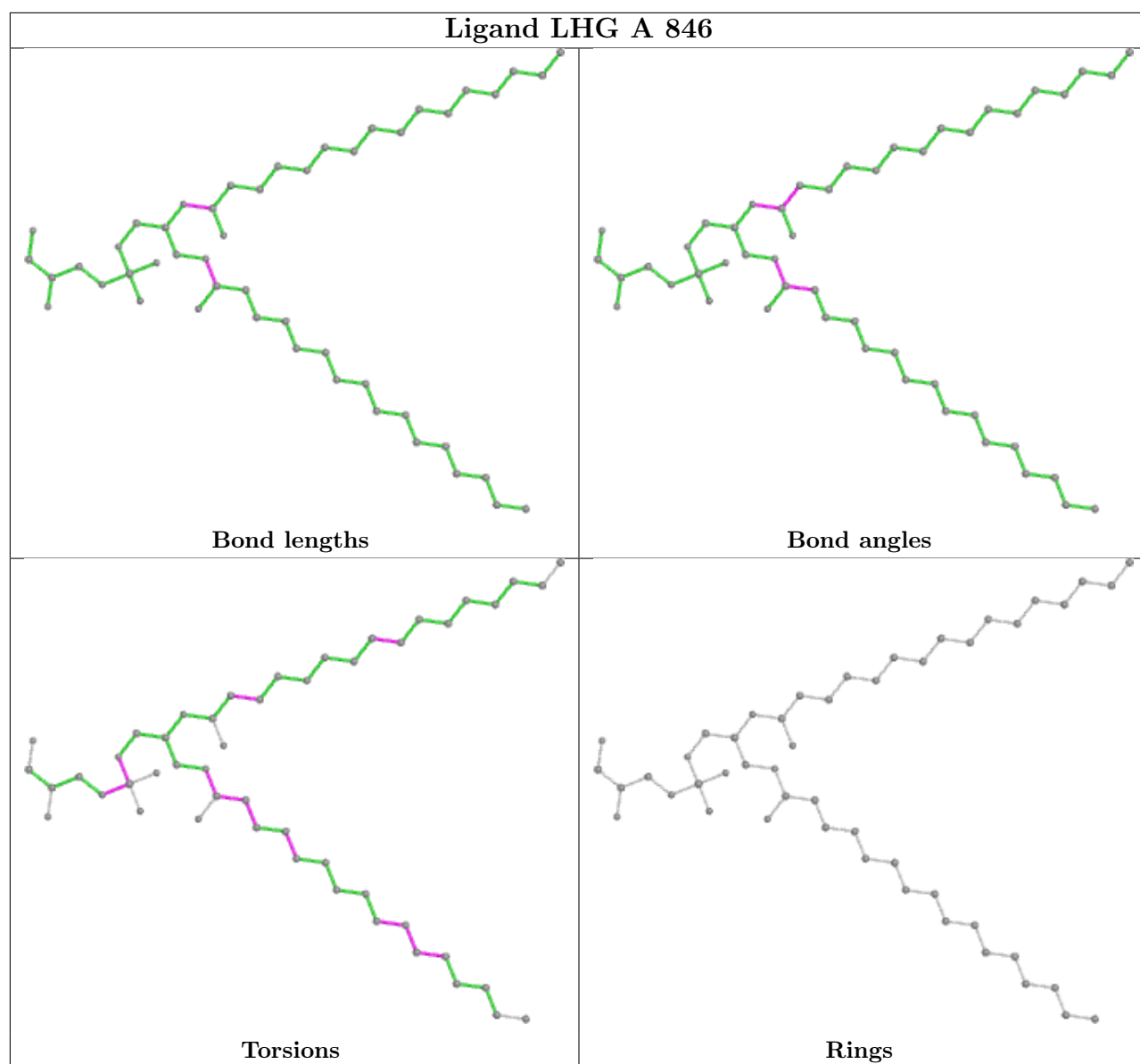
Ligand CLA 4 612



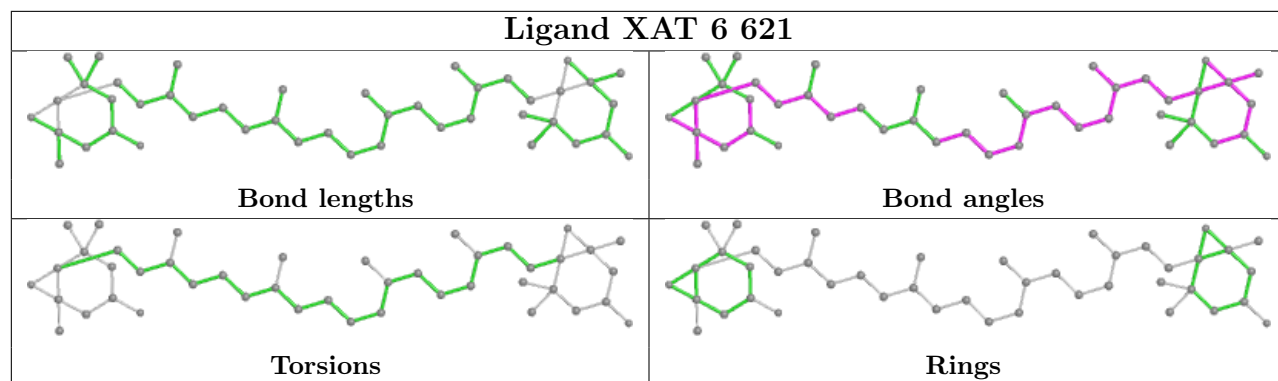
Ligand CLA 6 618



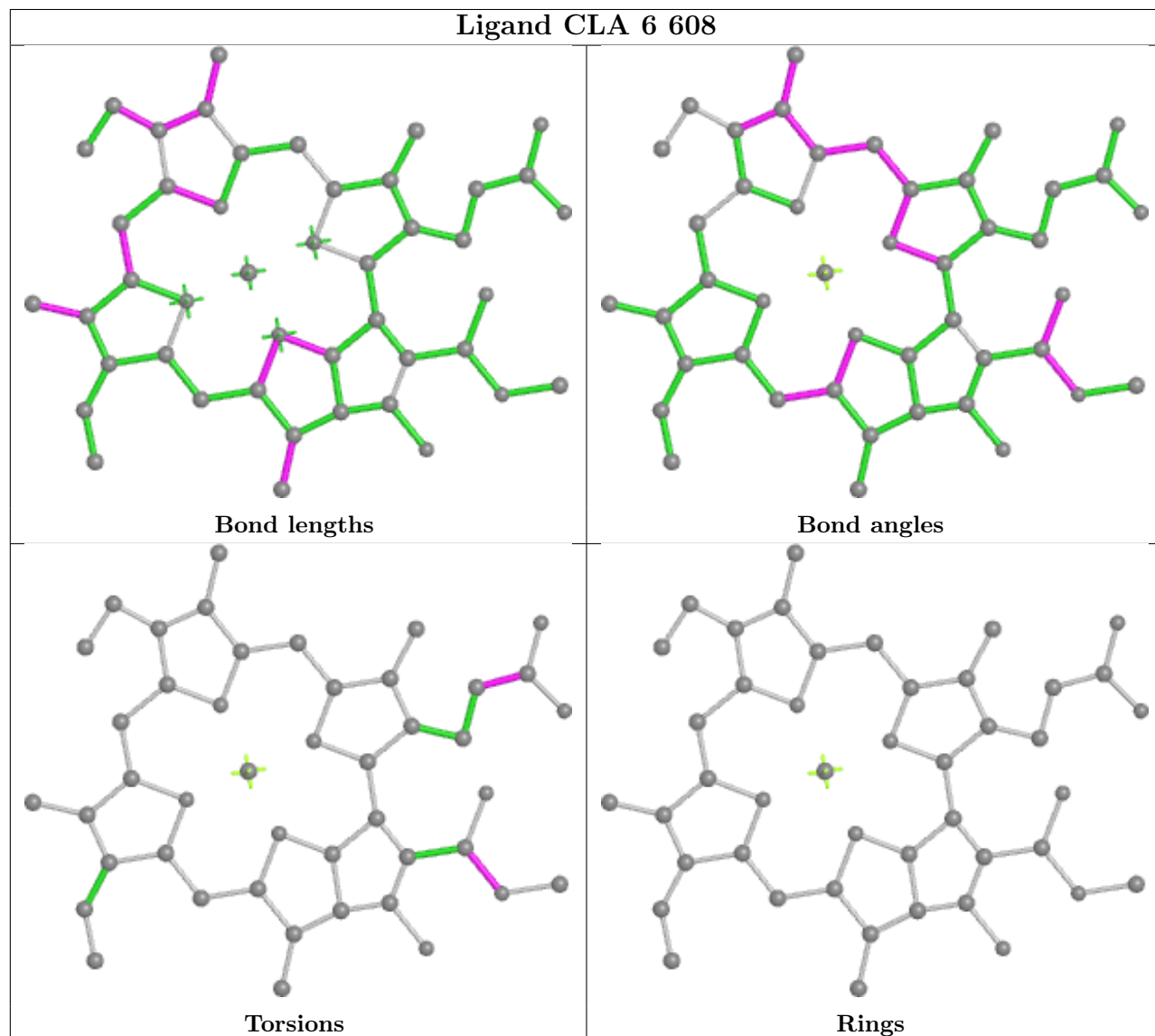


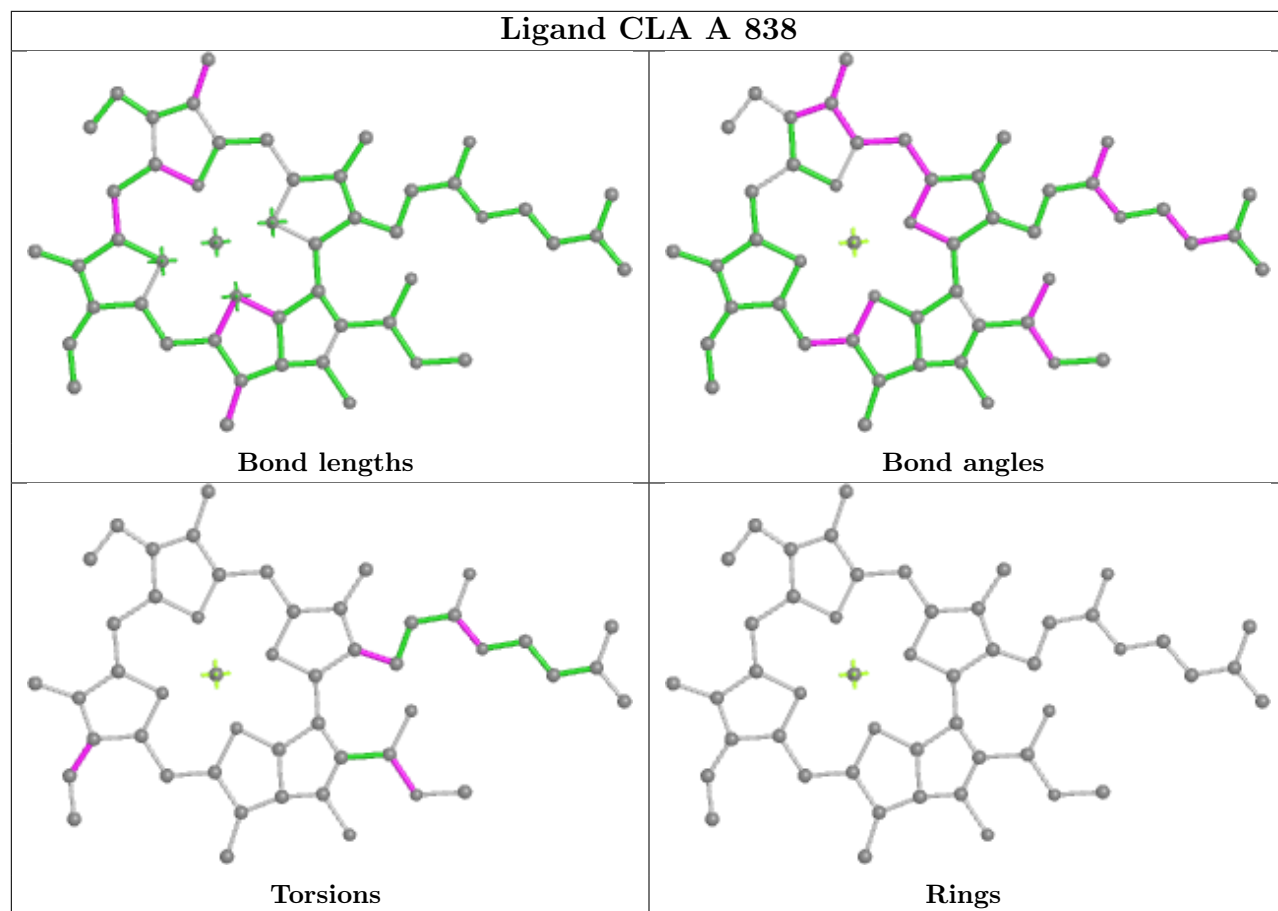
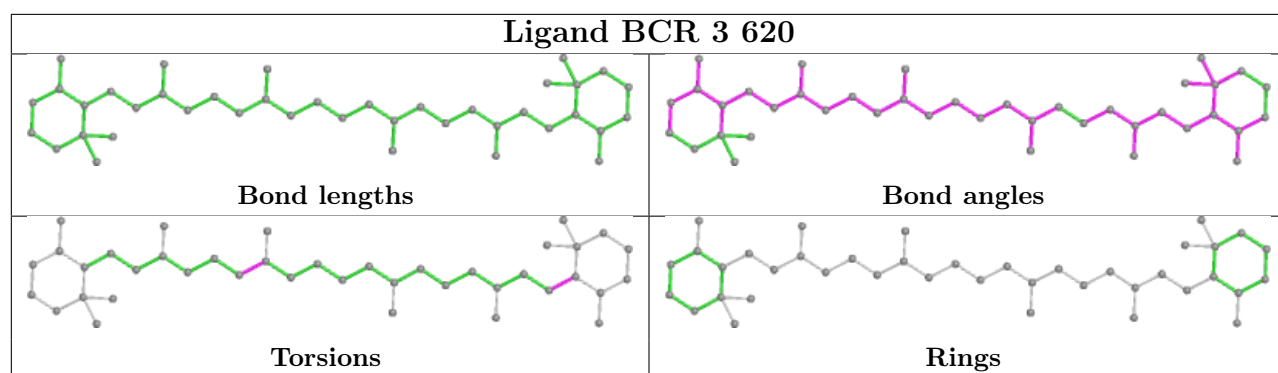


Ligand XAT 6 621

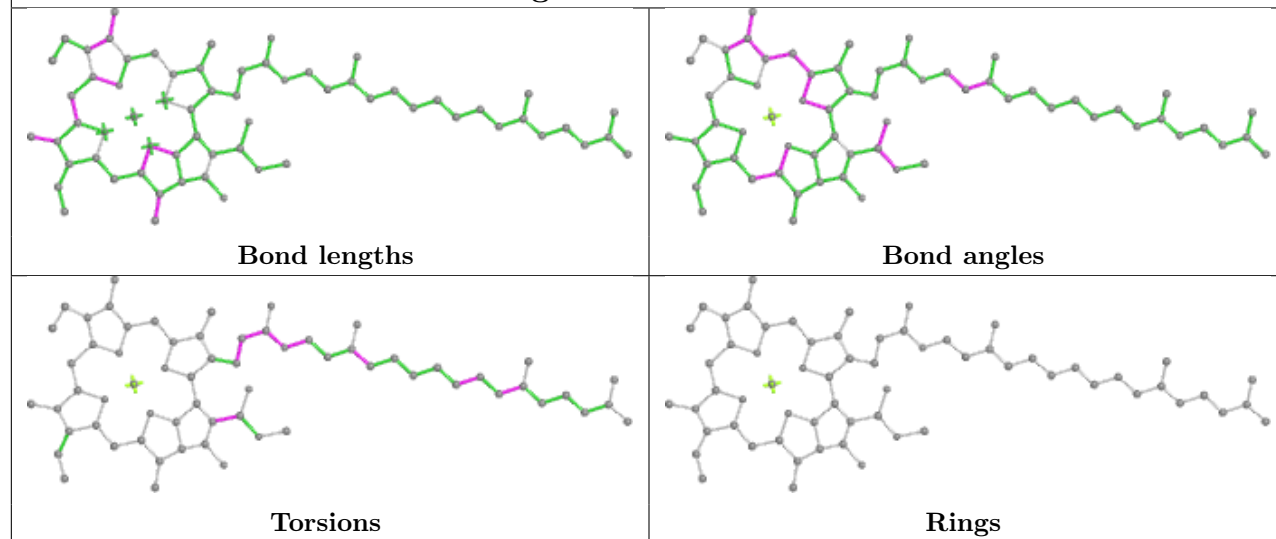


Ligand CLA 6 608

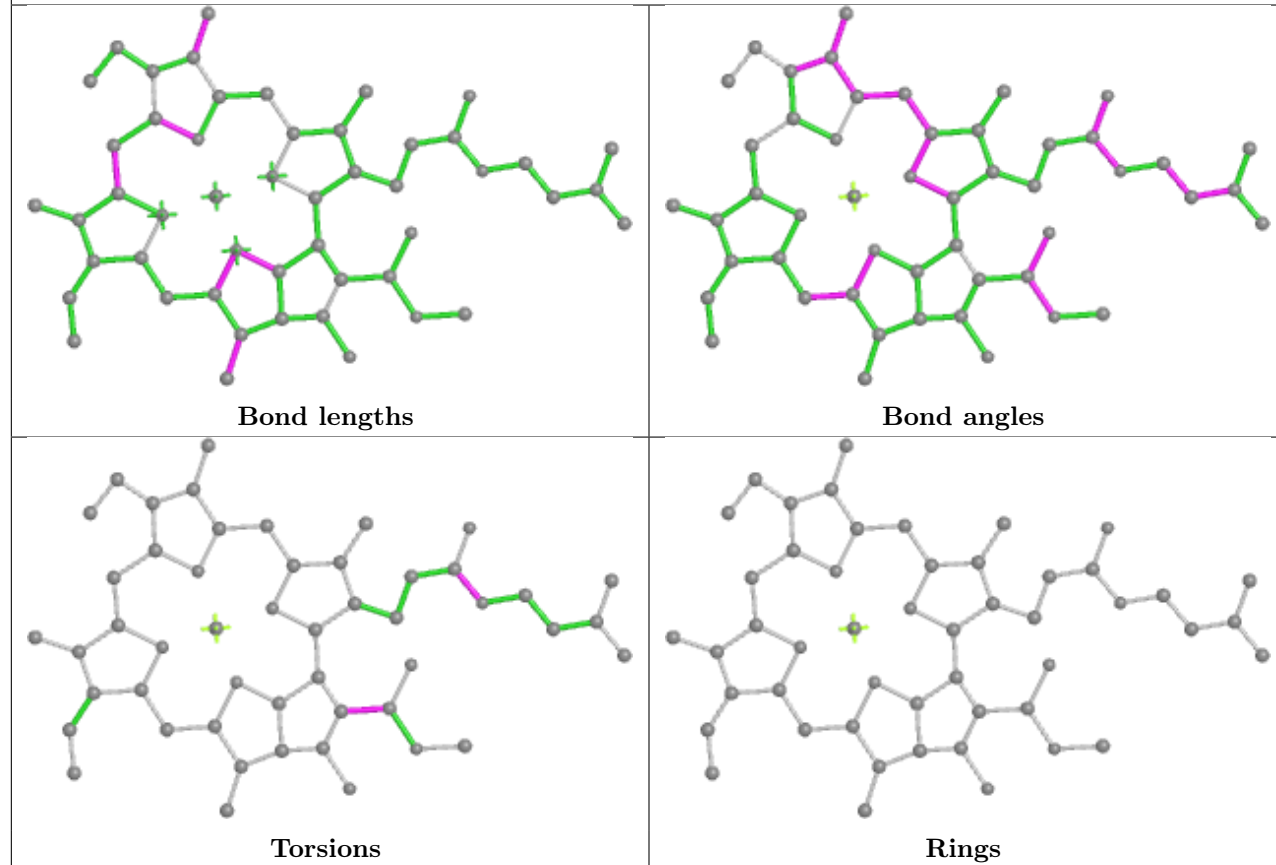




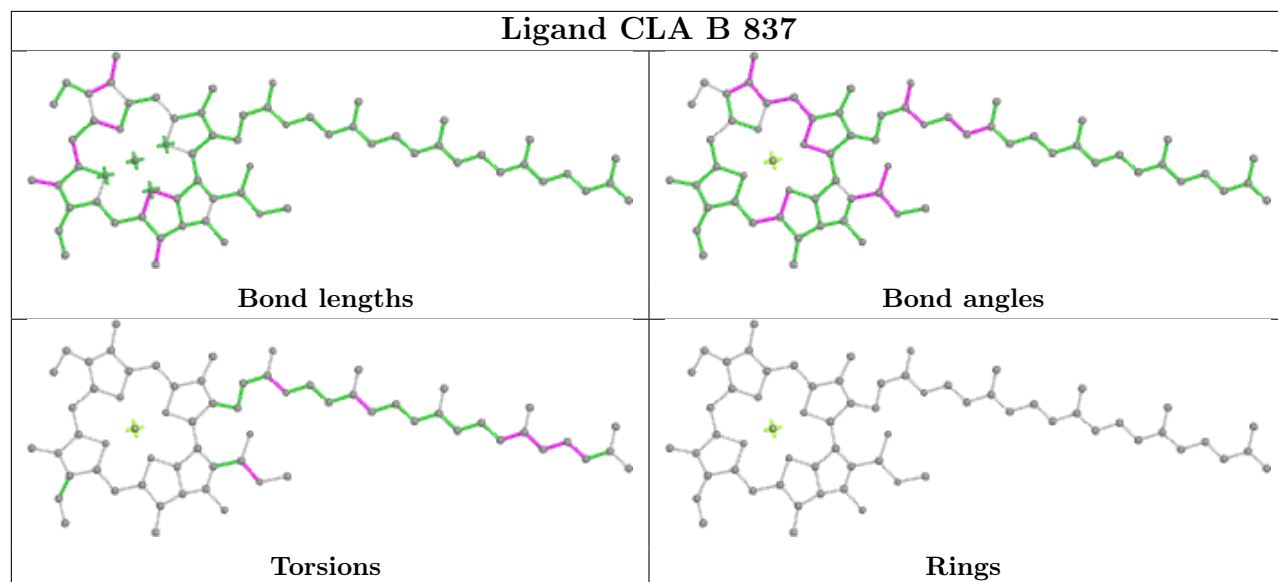
Ligand CLA A 843



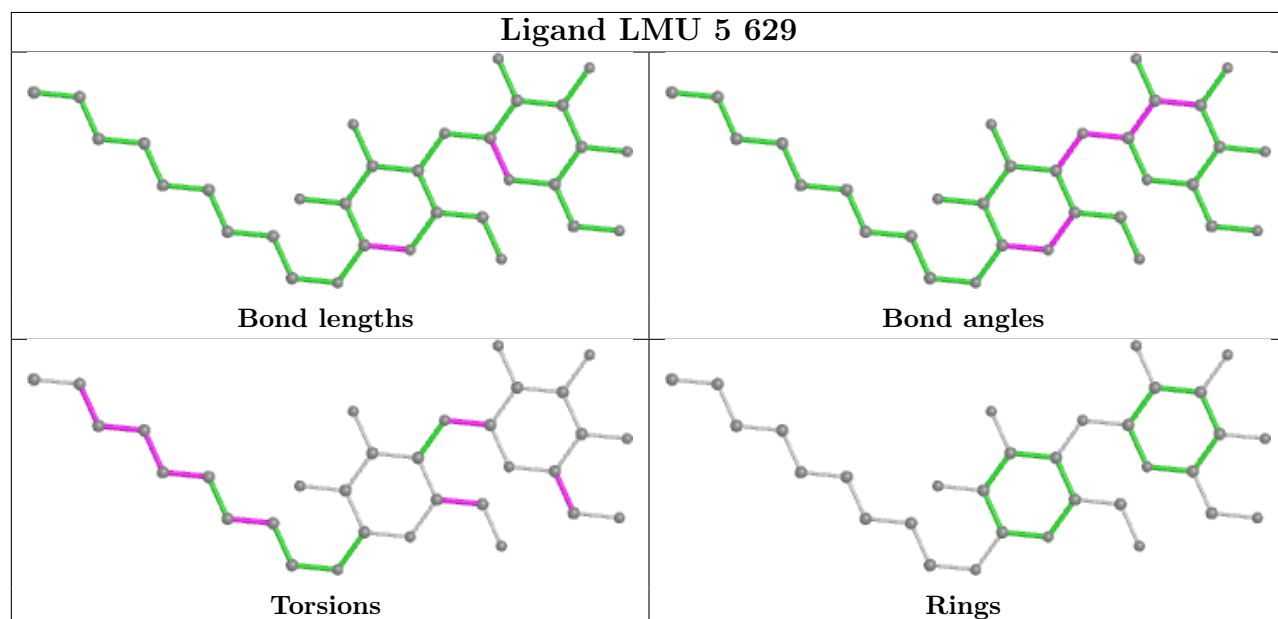
Ligand CLA Y 604



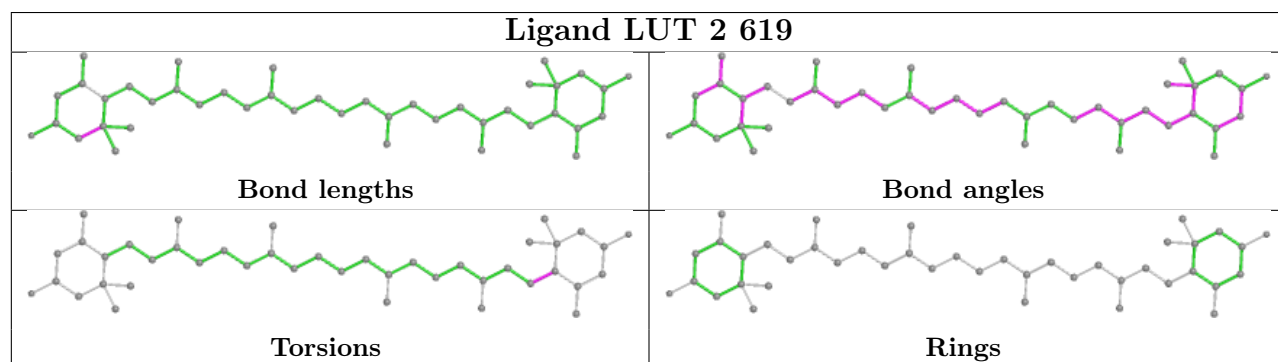
Ligand CLA B 837

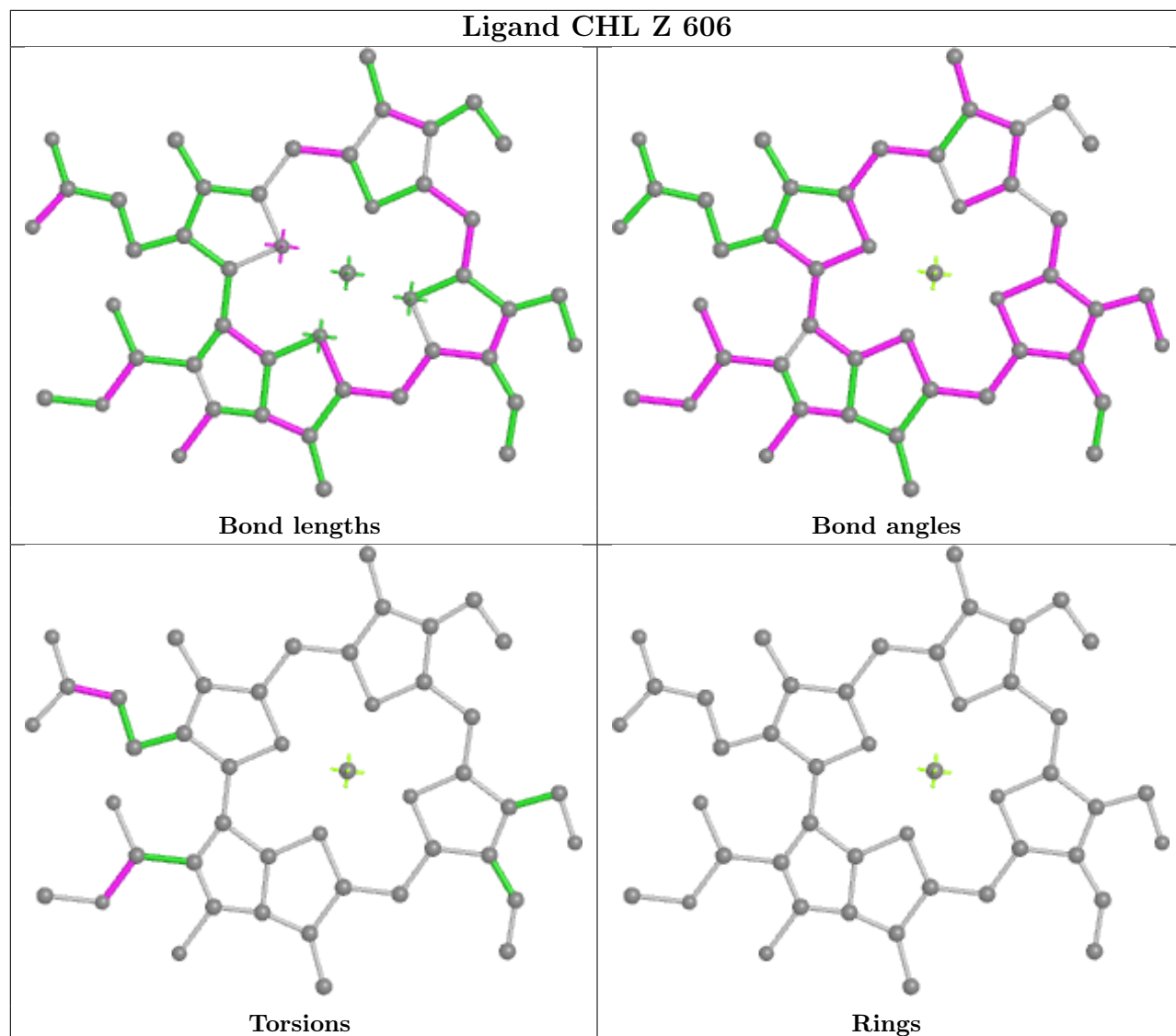
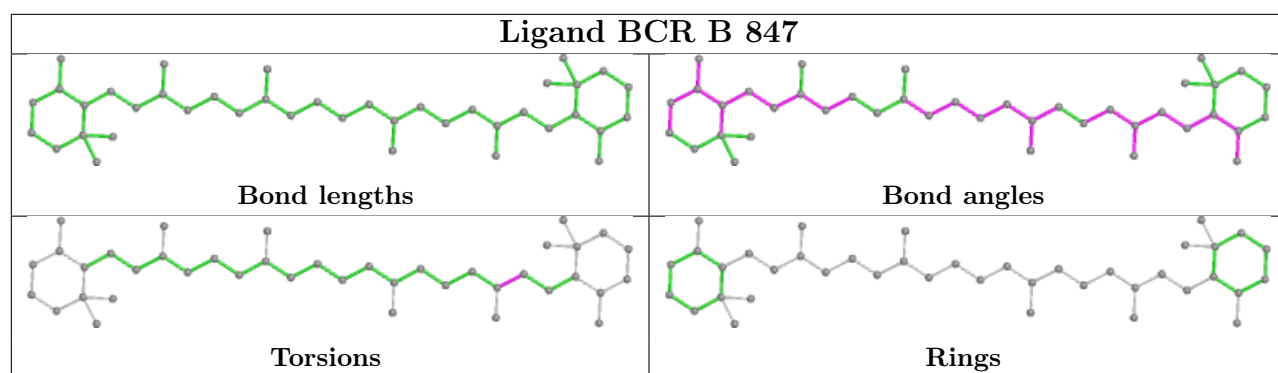


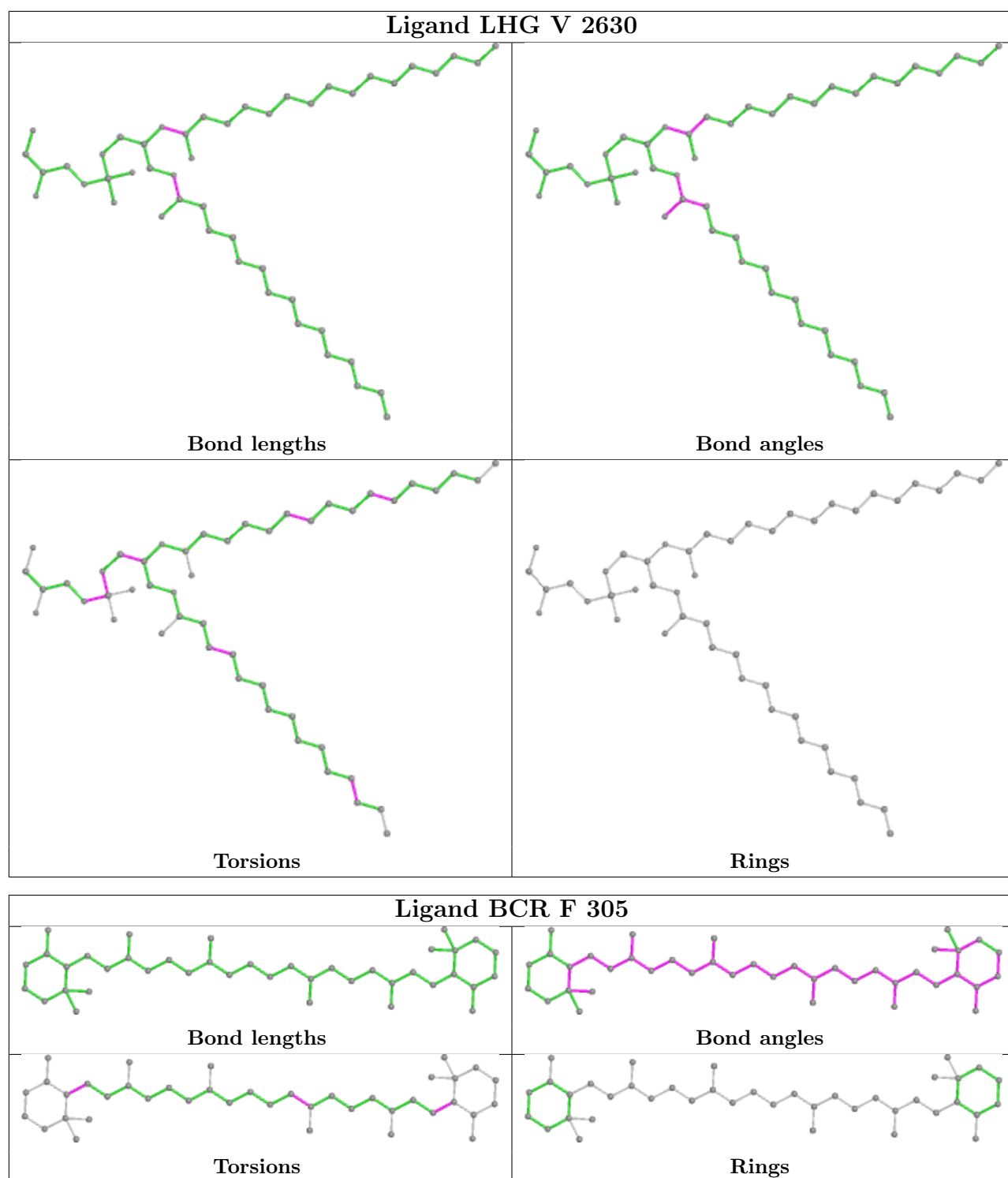
Ligand LMU 5 629

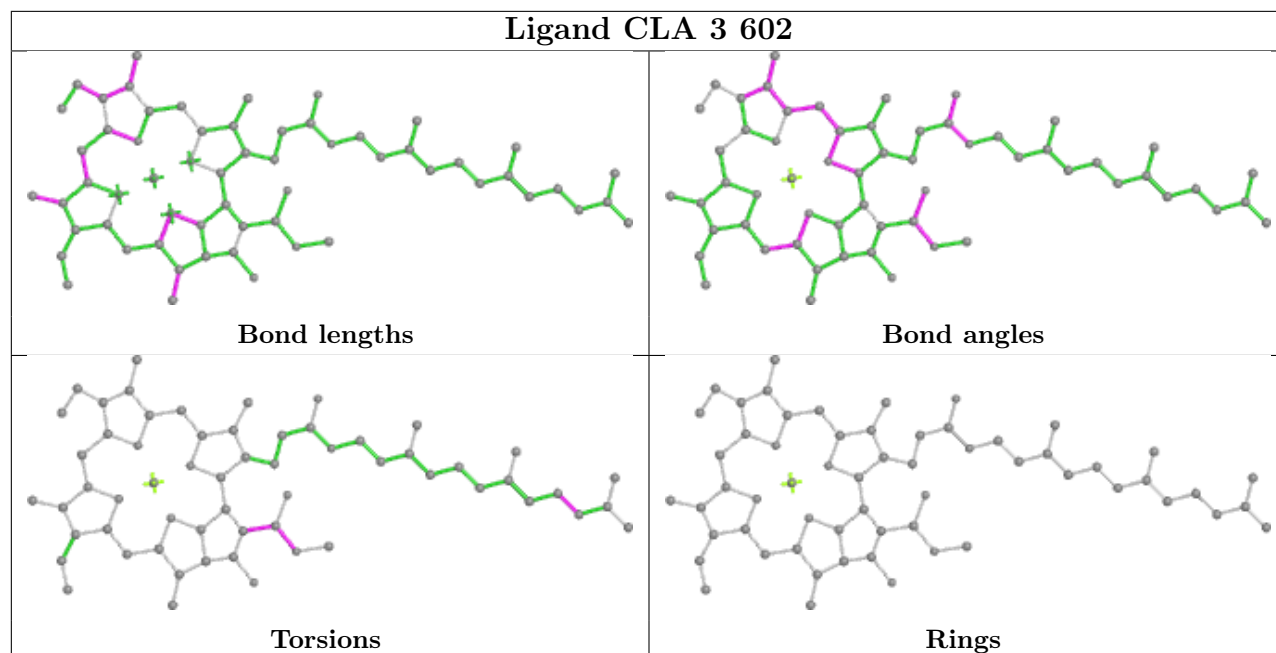
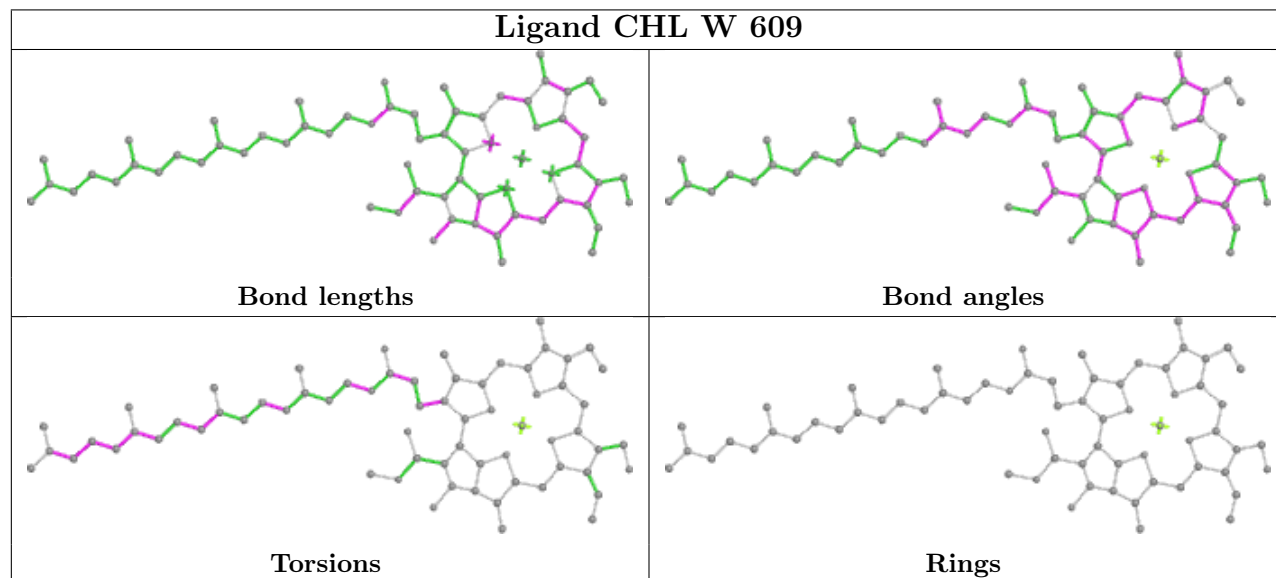
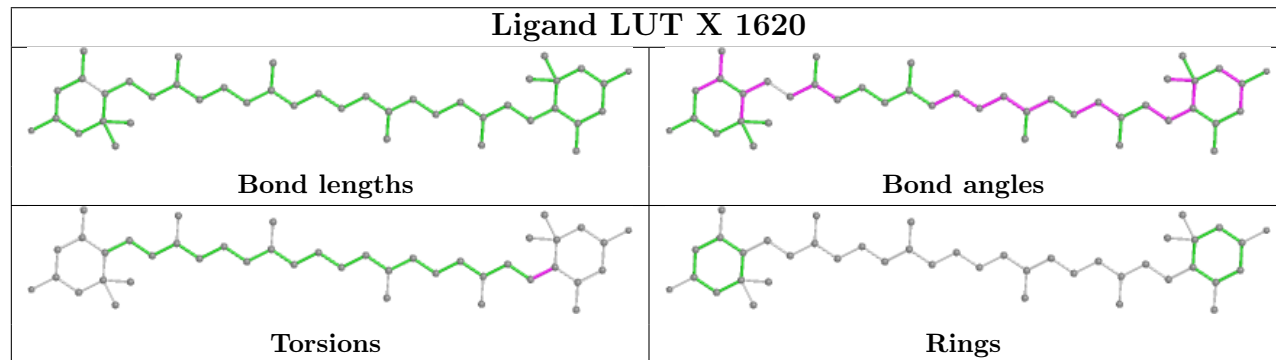


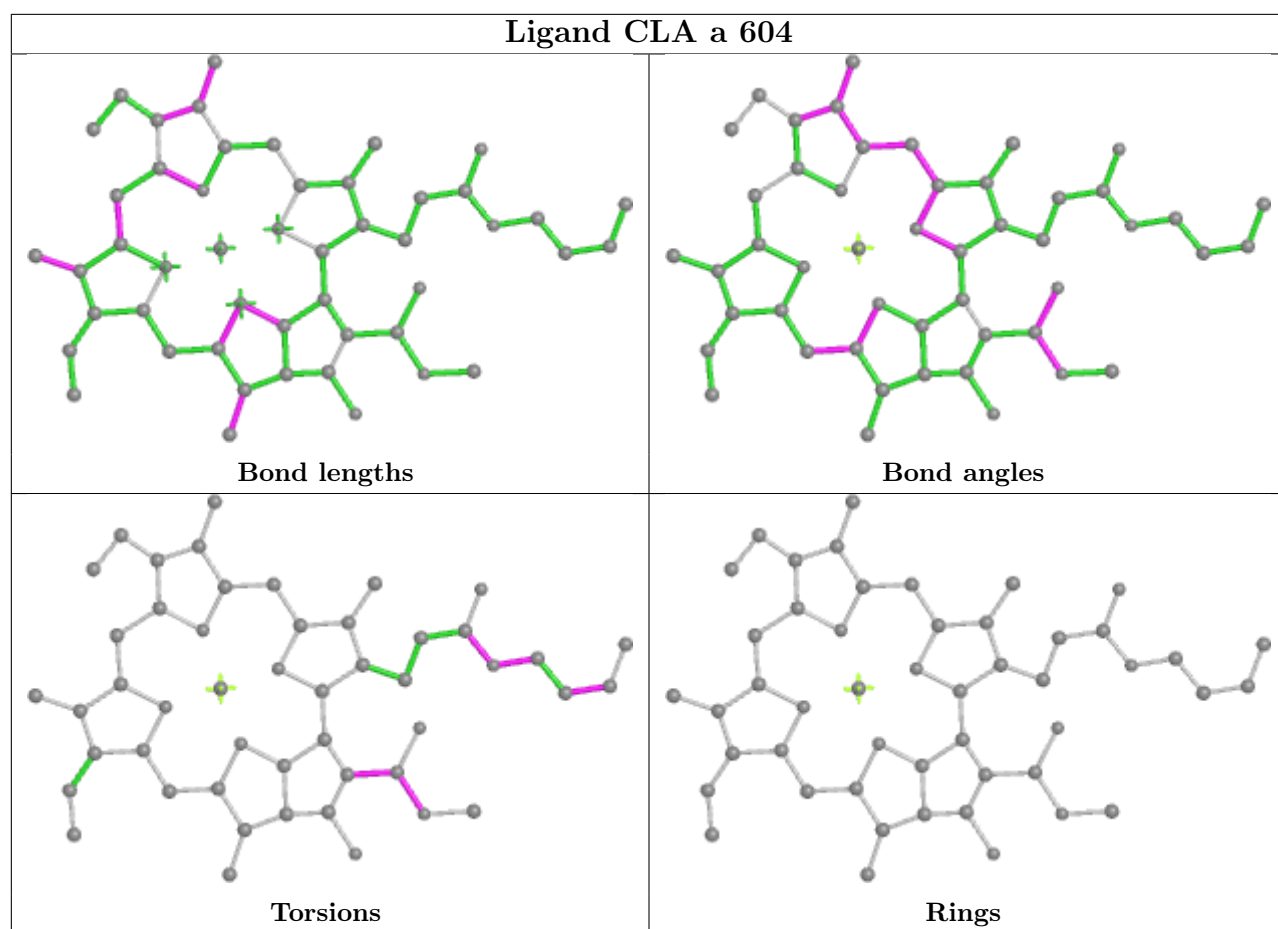
Ligand LUT 2 619



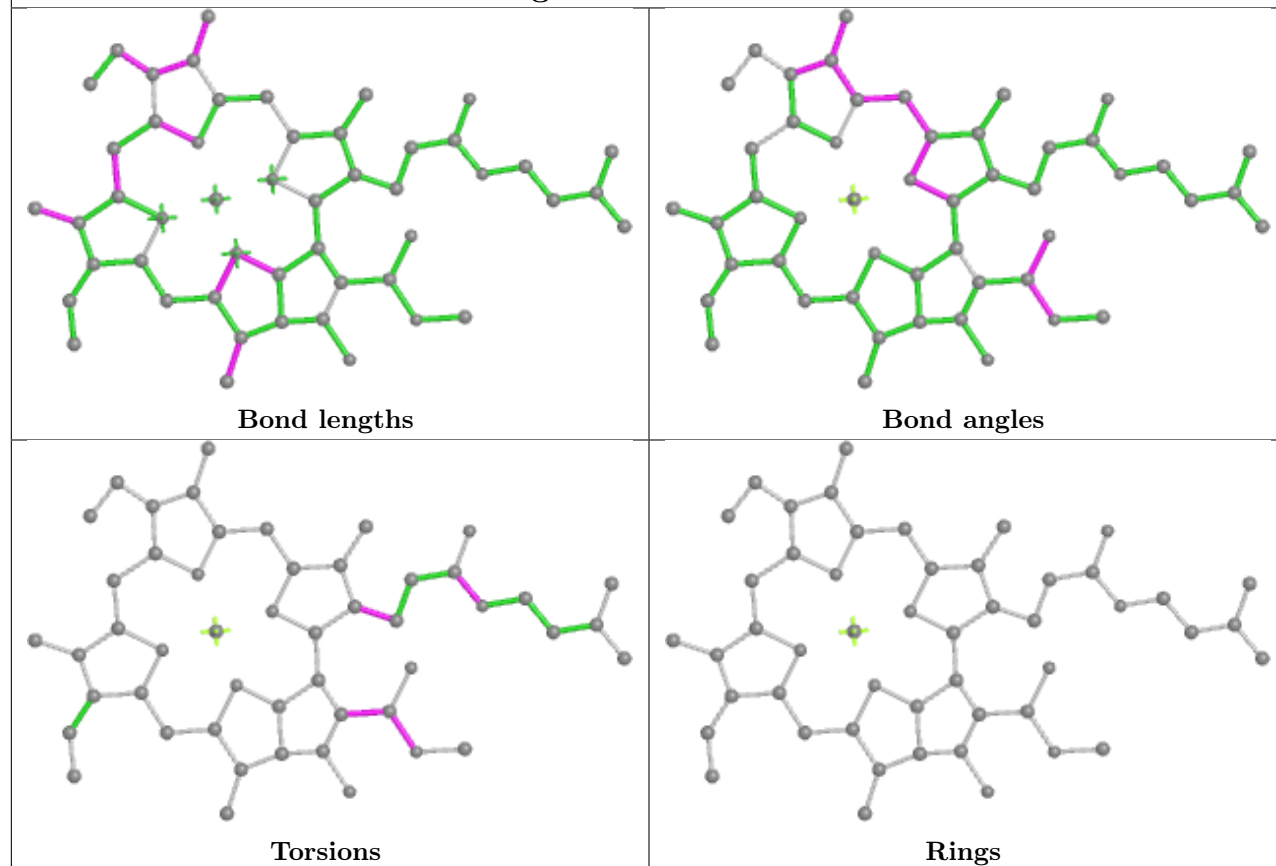




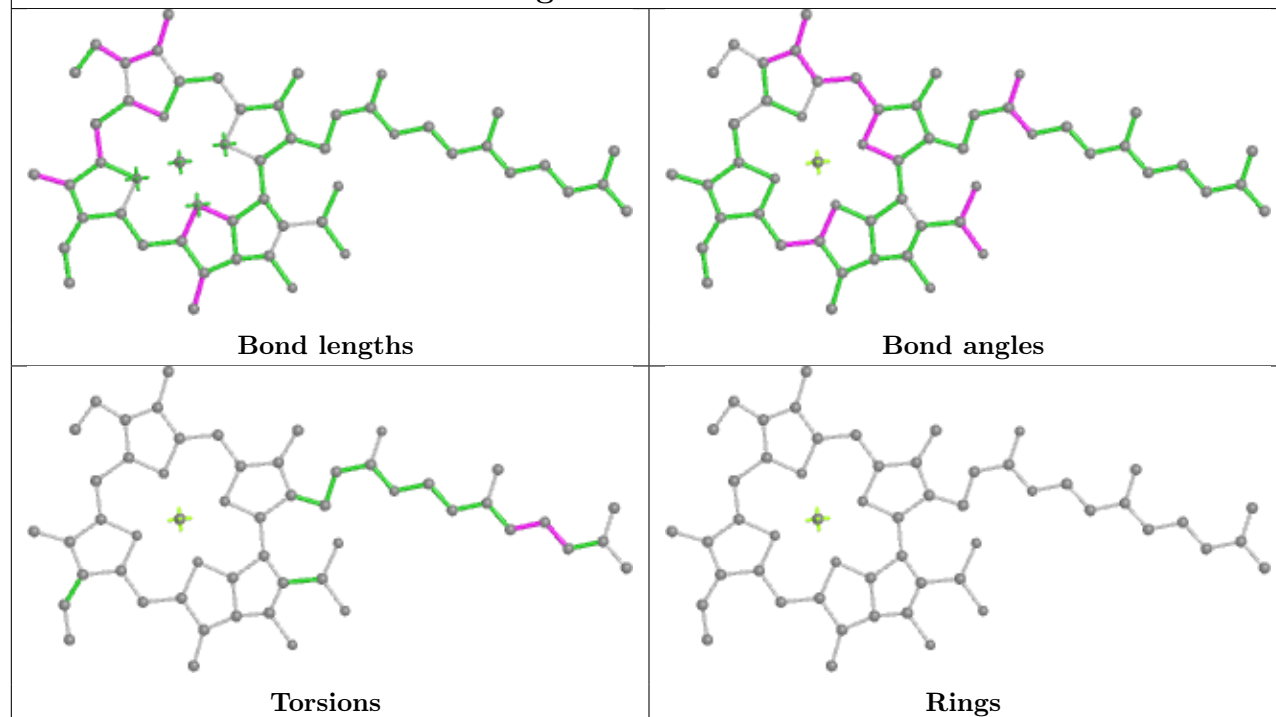
Ligand CLA 3 602**Ligand CHL W 609****Ligand LUT X 1620**



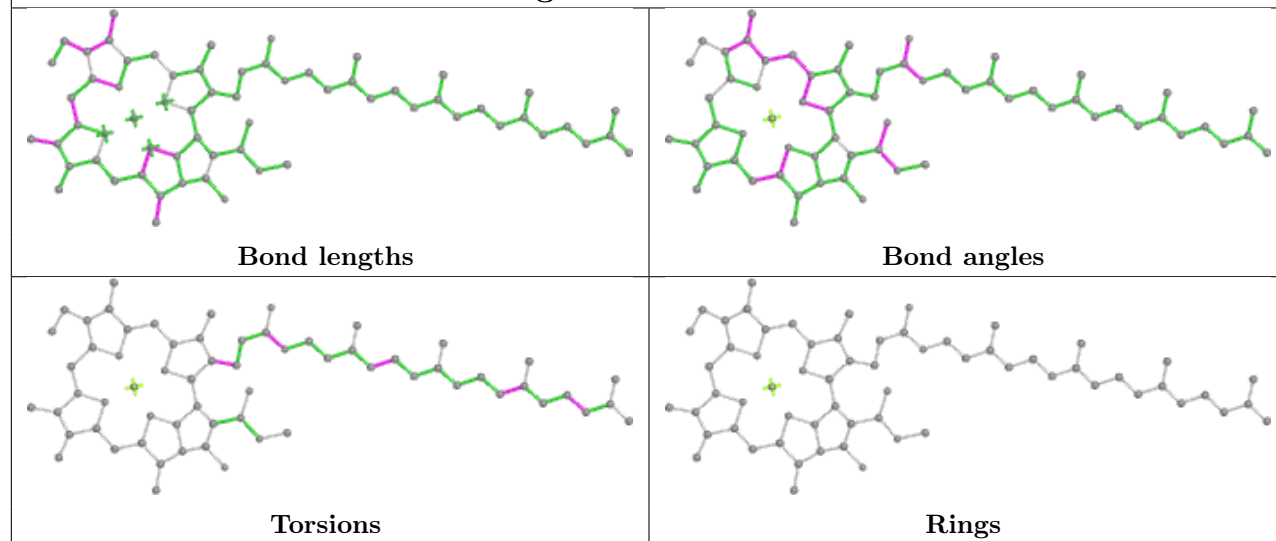
Ligand CLA A 815



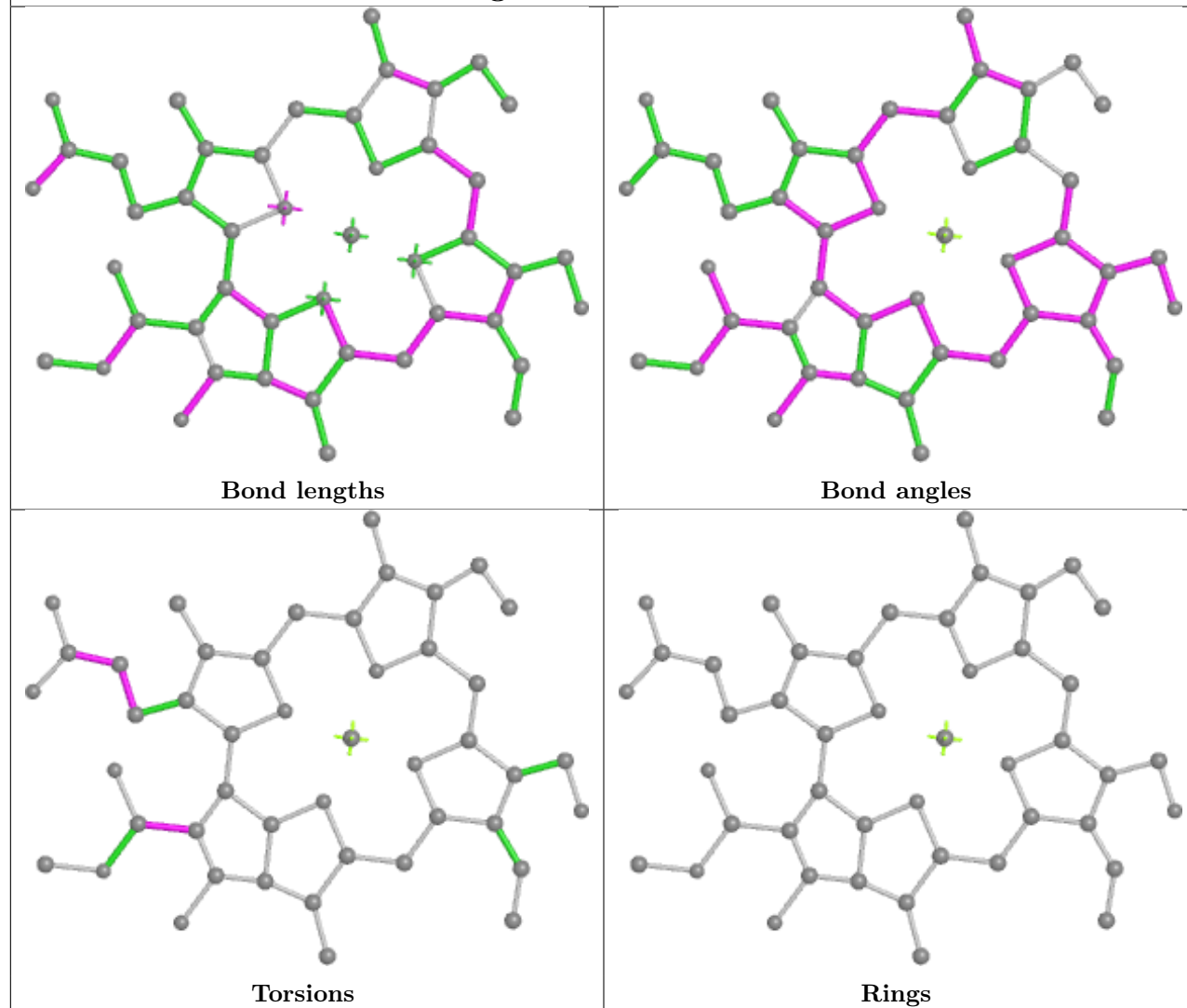
Ligand CLA a 601

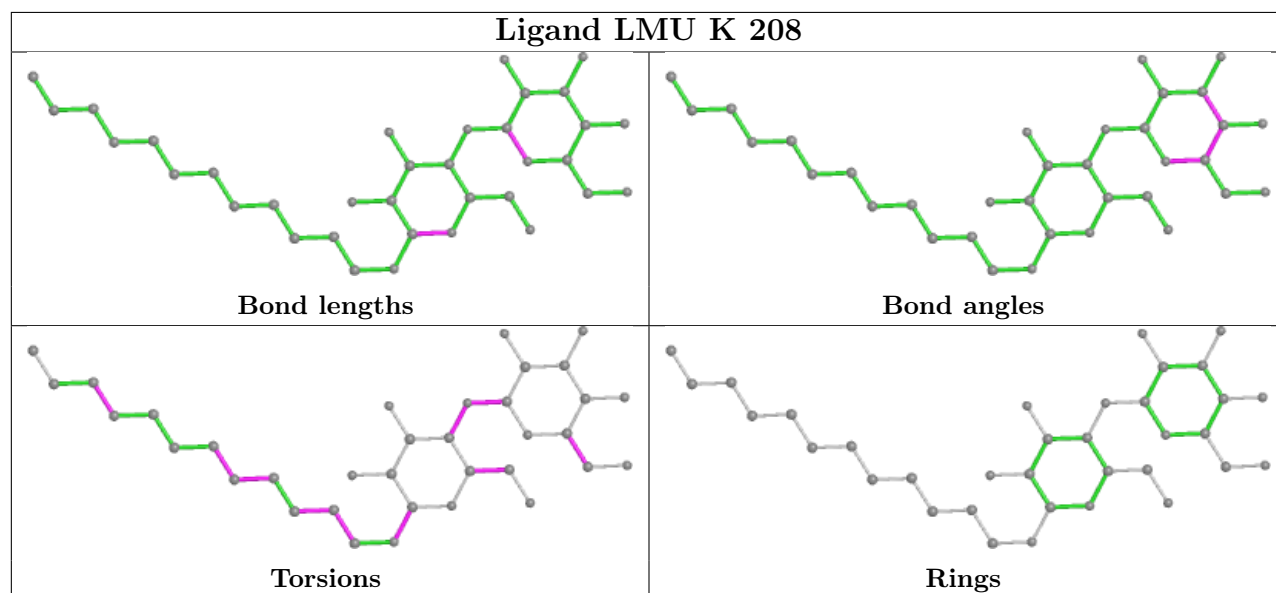
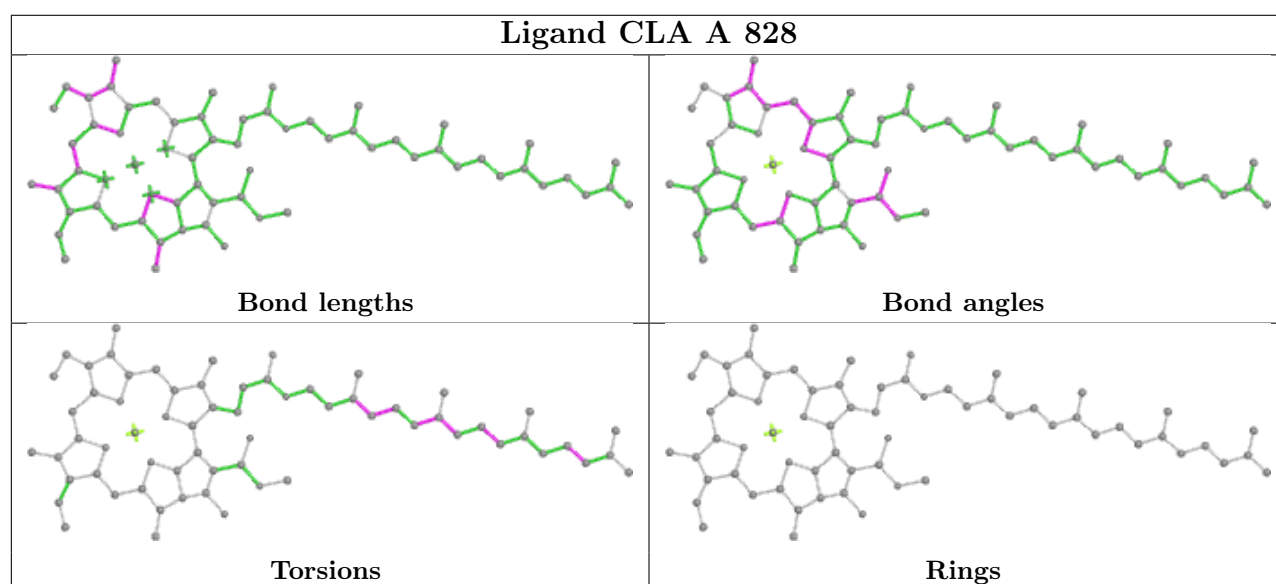
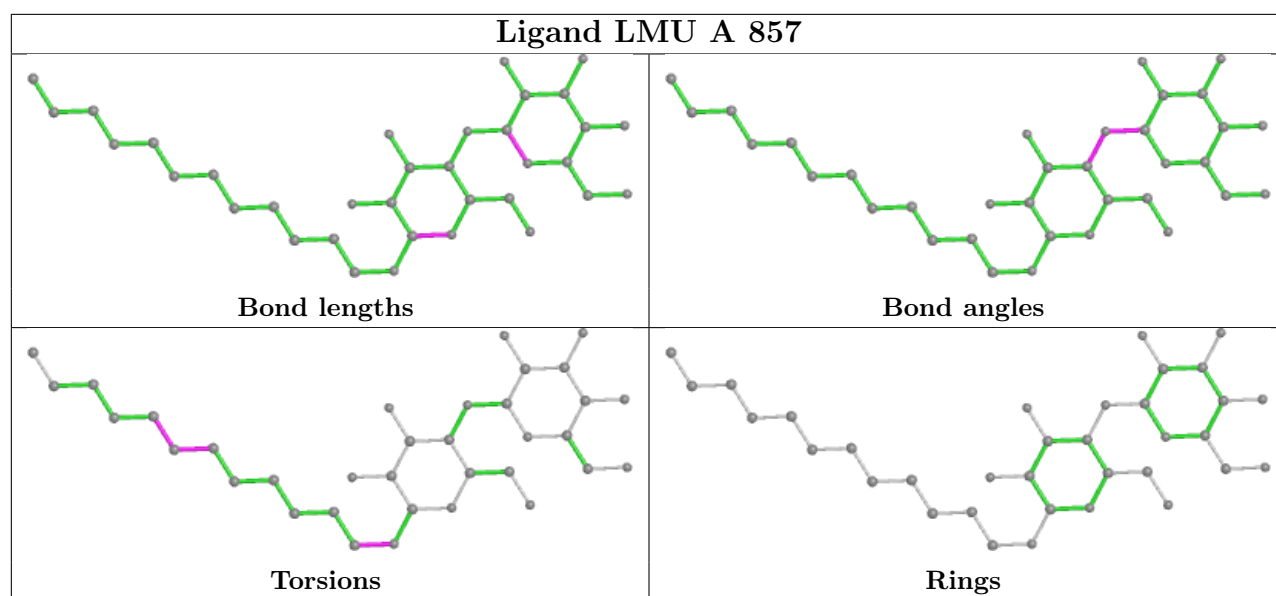


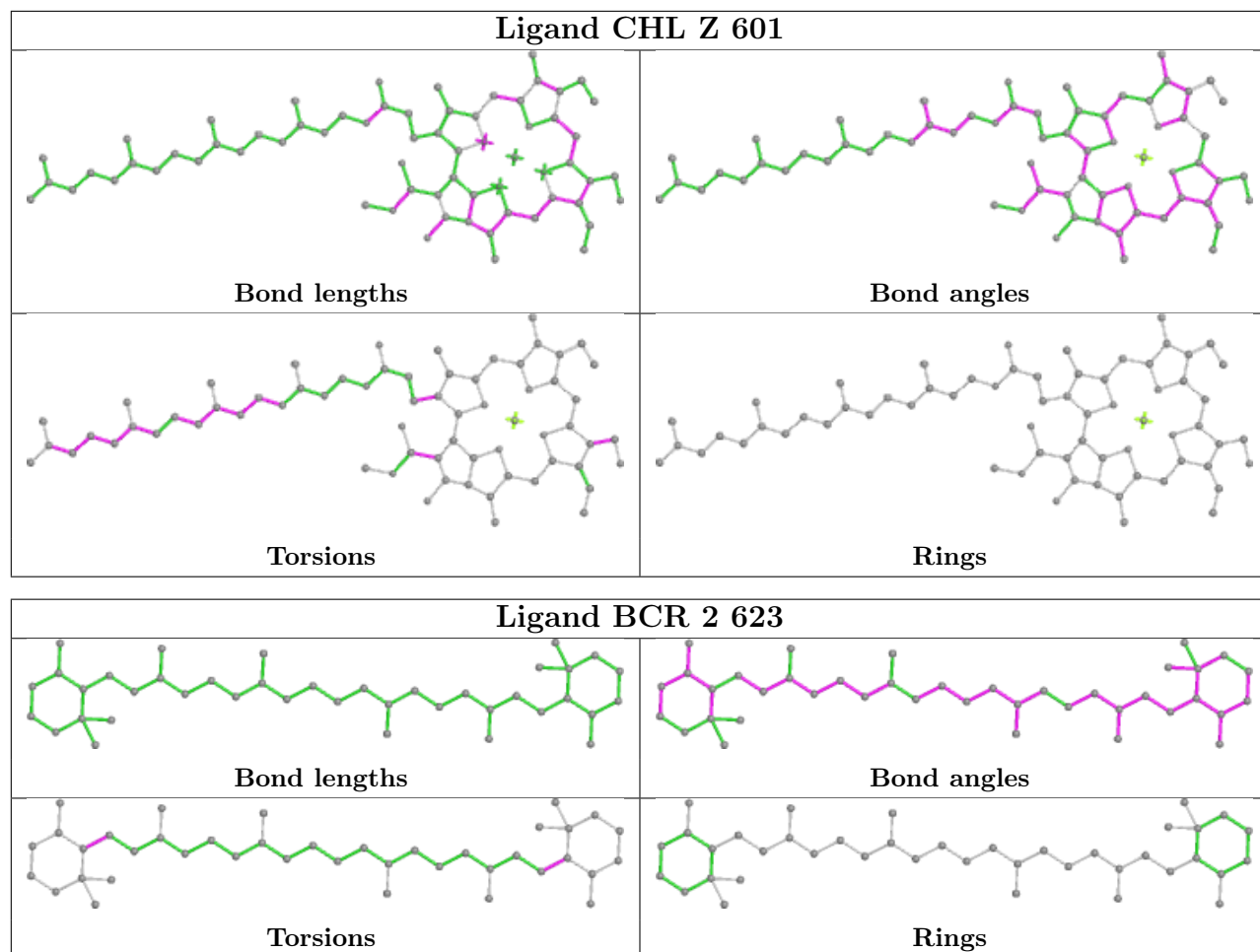
Ligand CLA 8 606



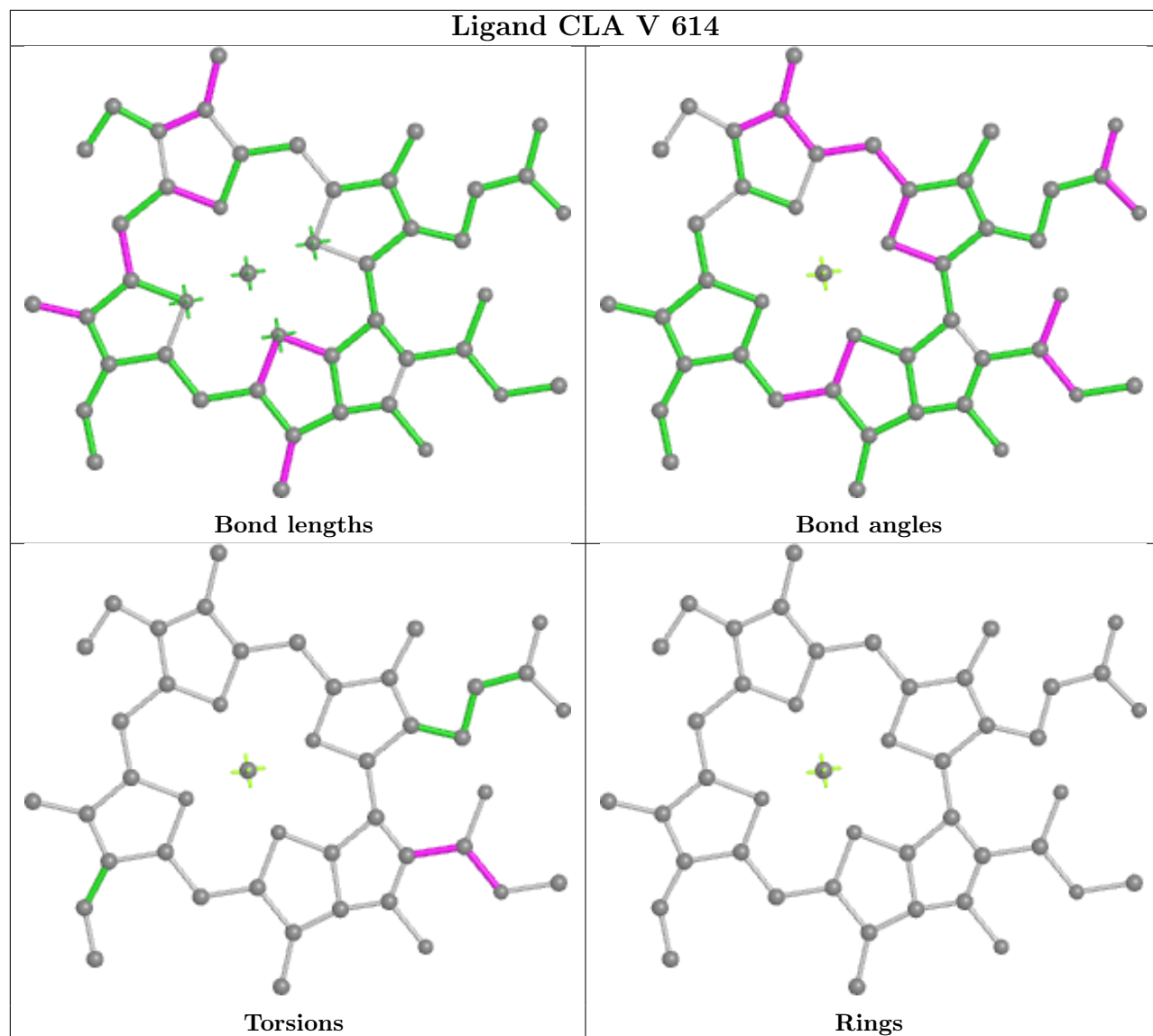
Ligand CHL W 605

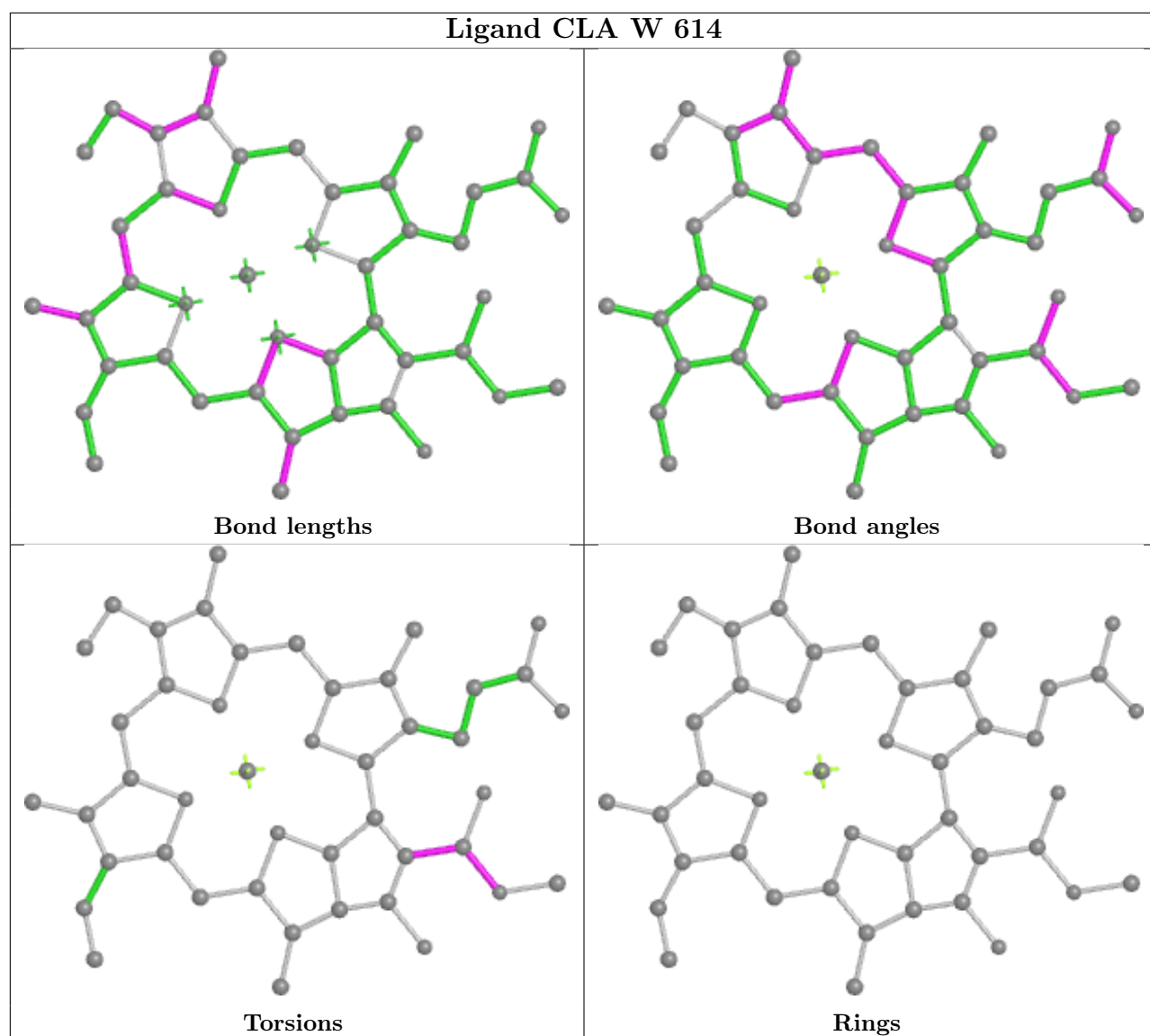


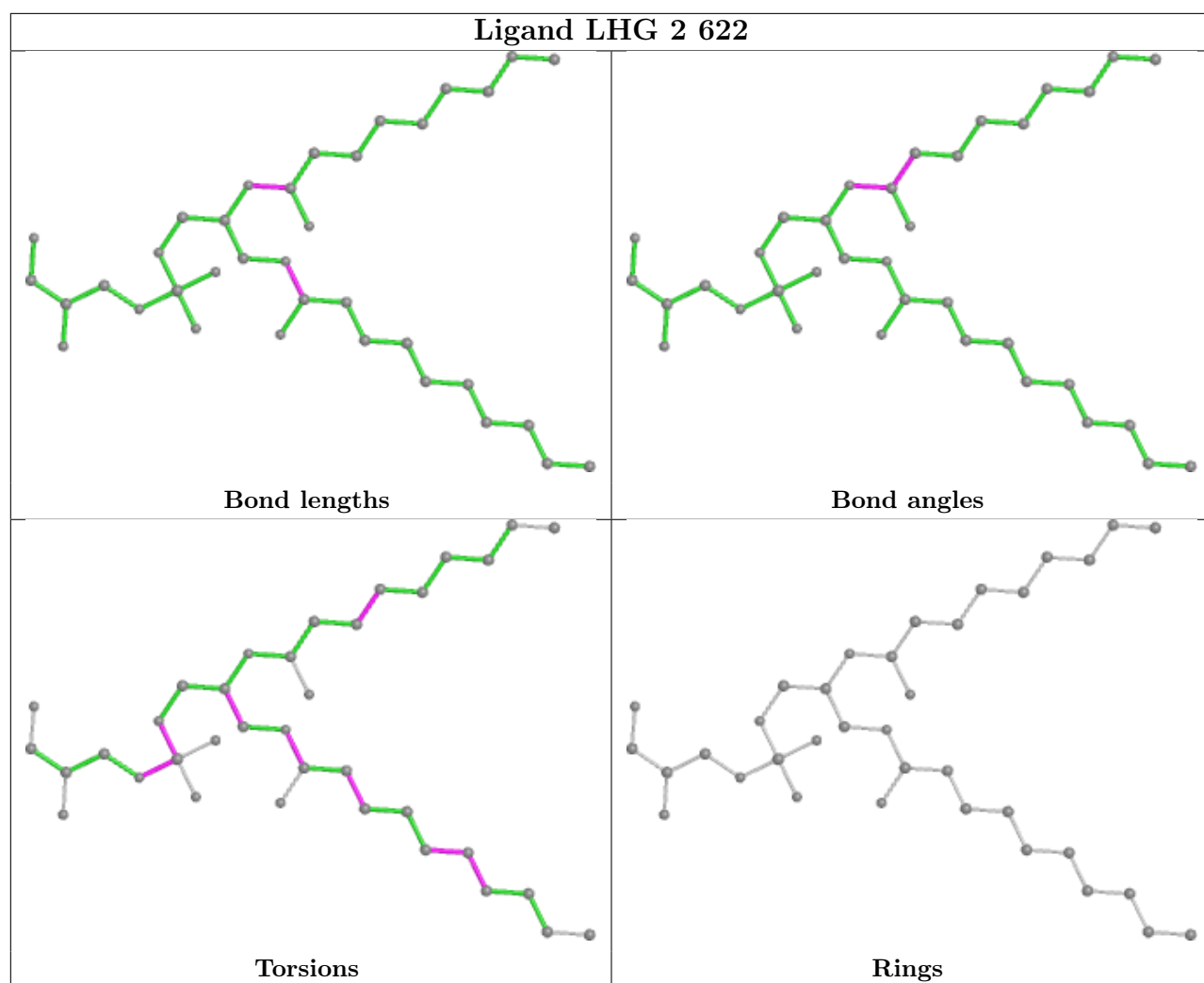




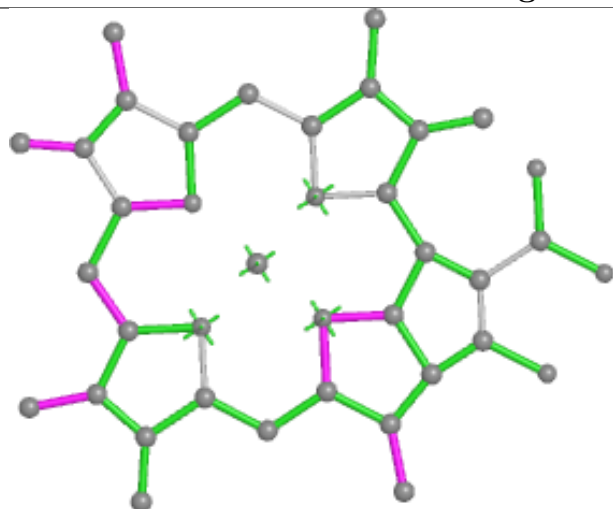
Ligand CLA V 614



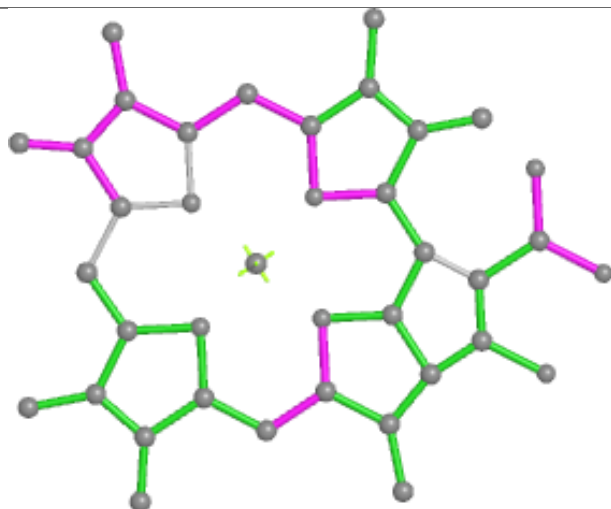




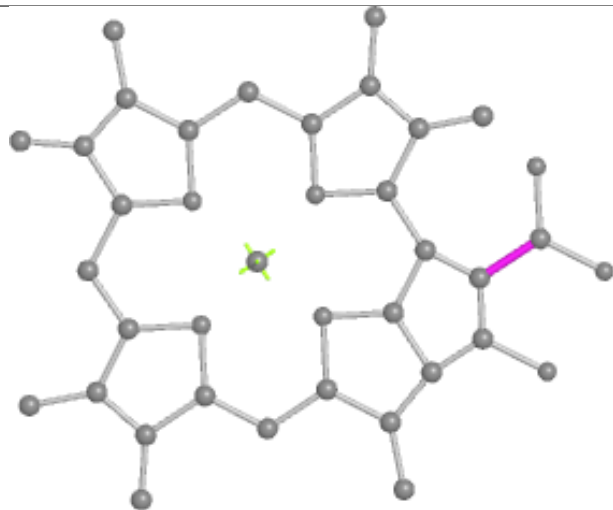
Ligand CLA 3 611



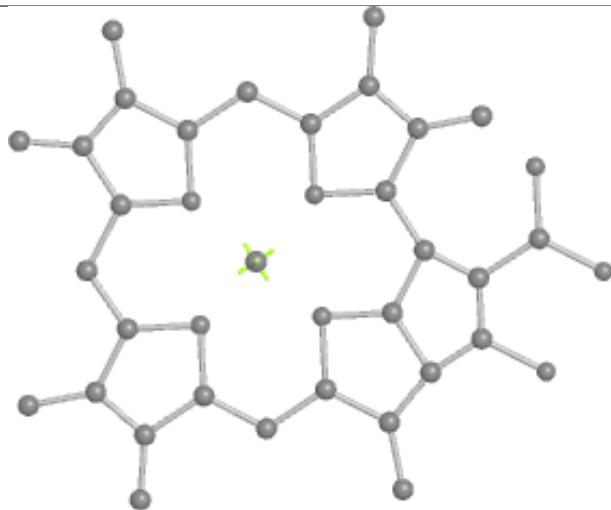
Bond lengths



Bond angles

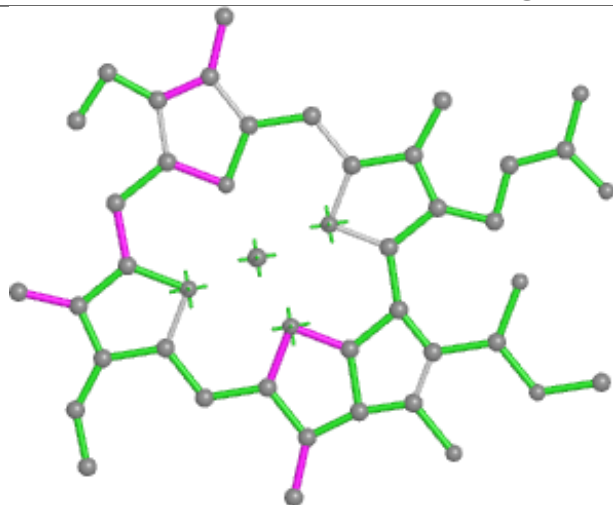


Torsions

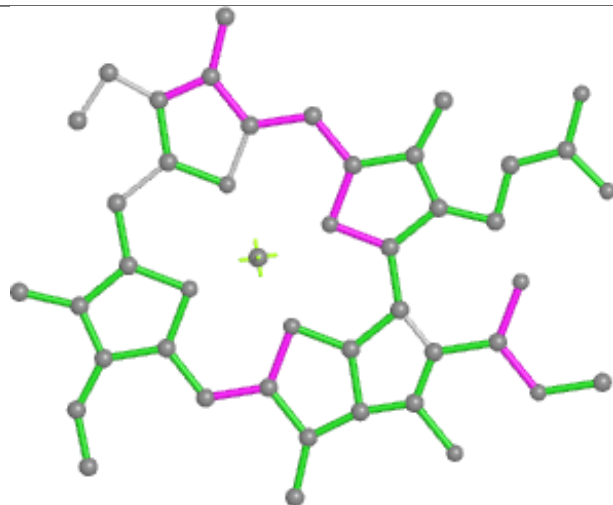


Rings

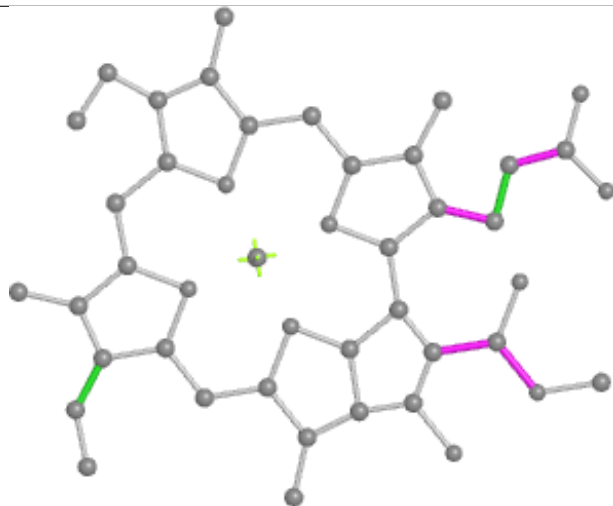
Ligand CLA 6 617



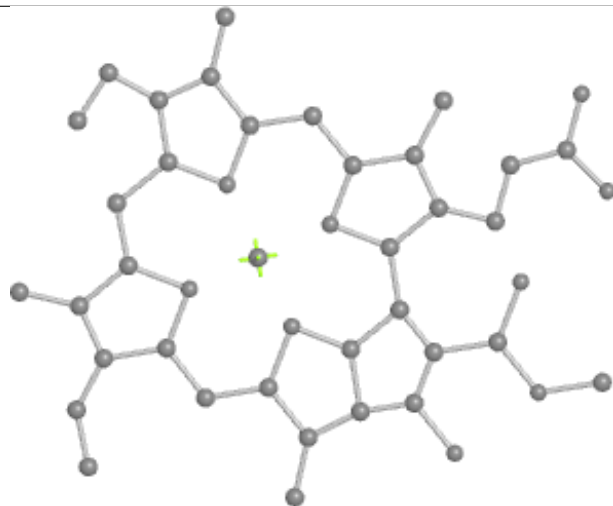
Bond lengths



Bond angles

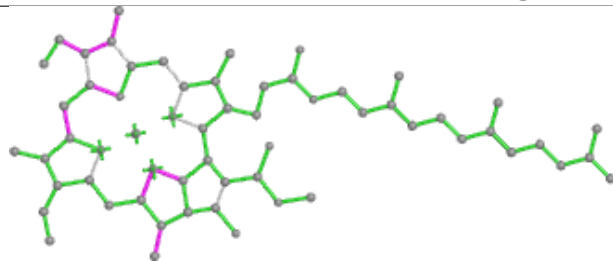


Torsions

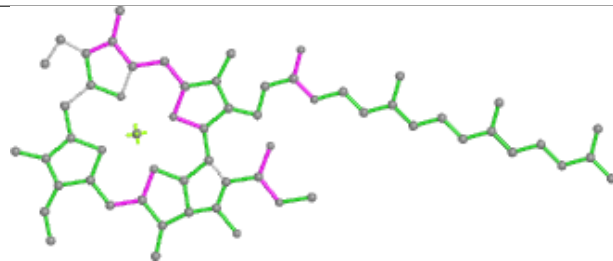


Rings

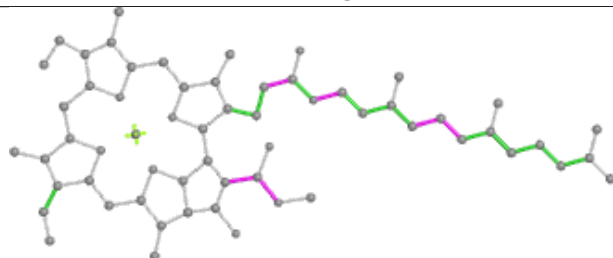
Ligand CLA B 834



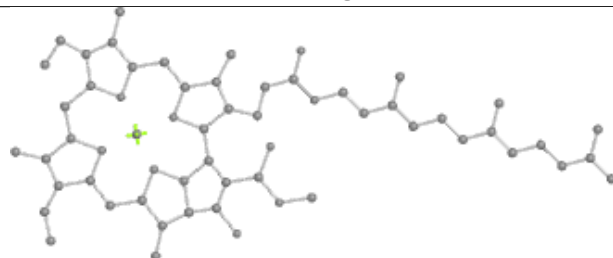
Bond lengths



Bond angles

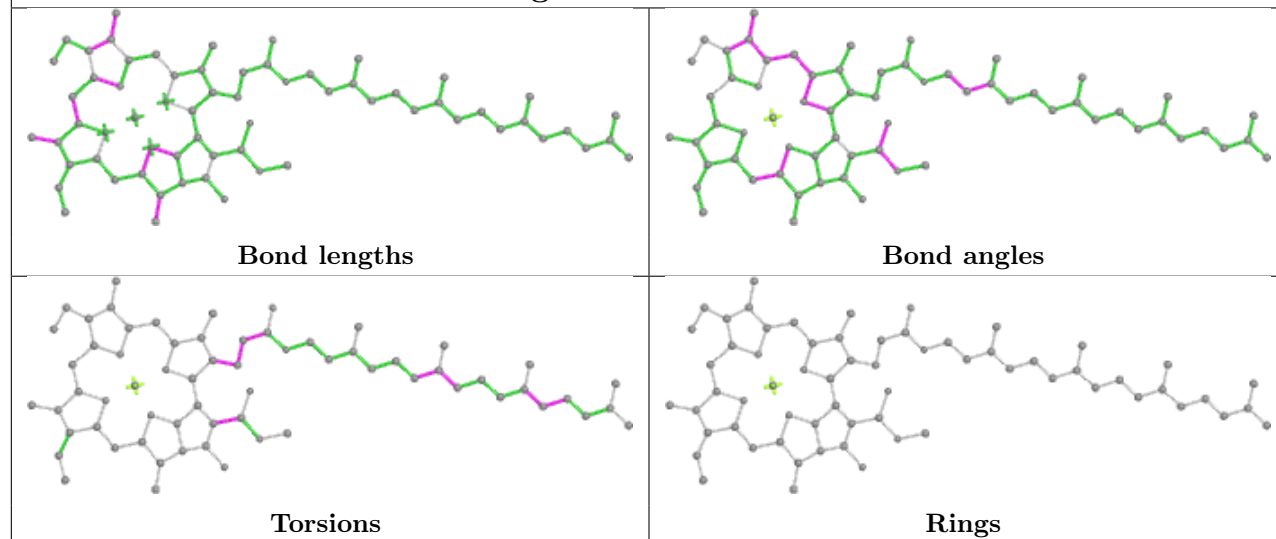


Torsions

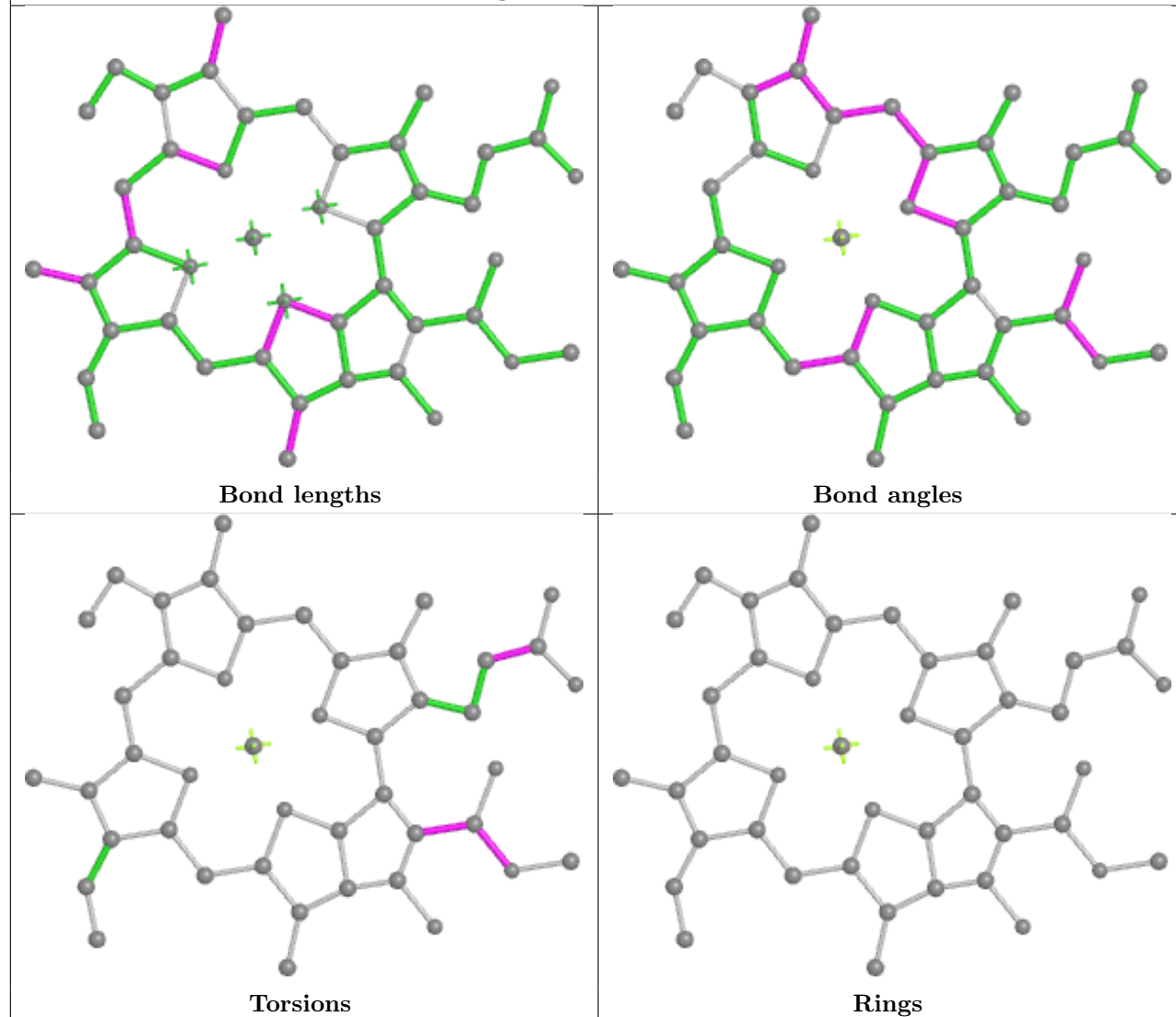


Rings

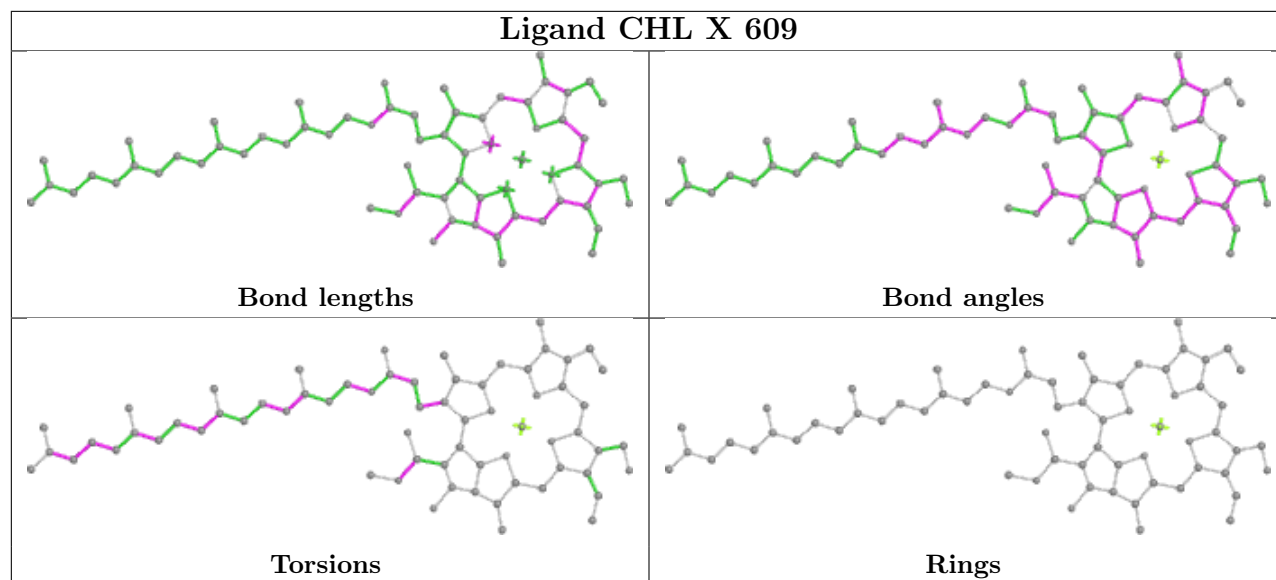
Ligand CLA H 203



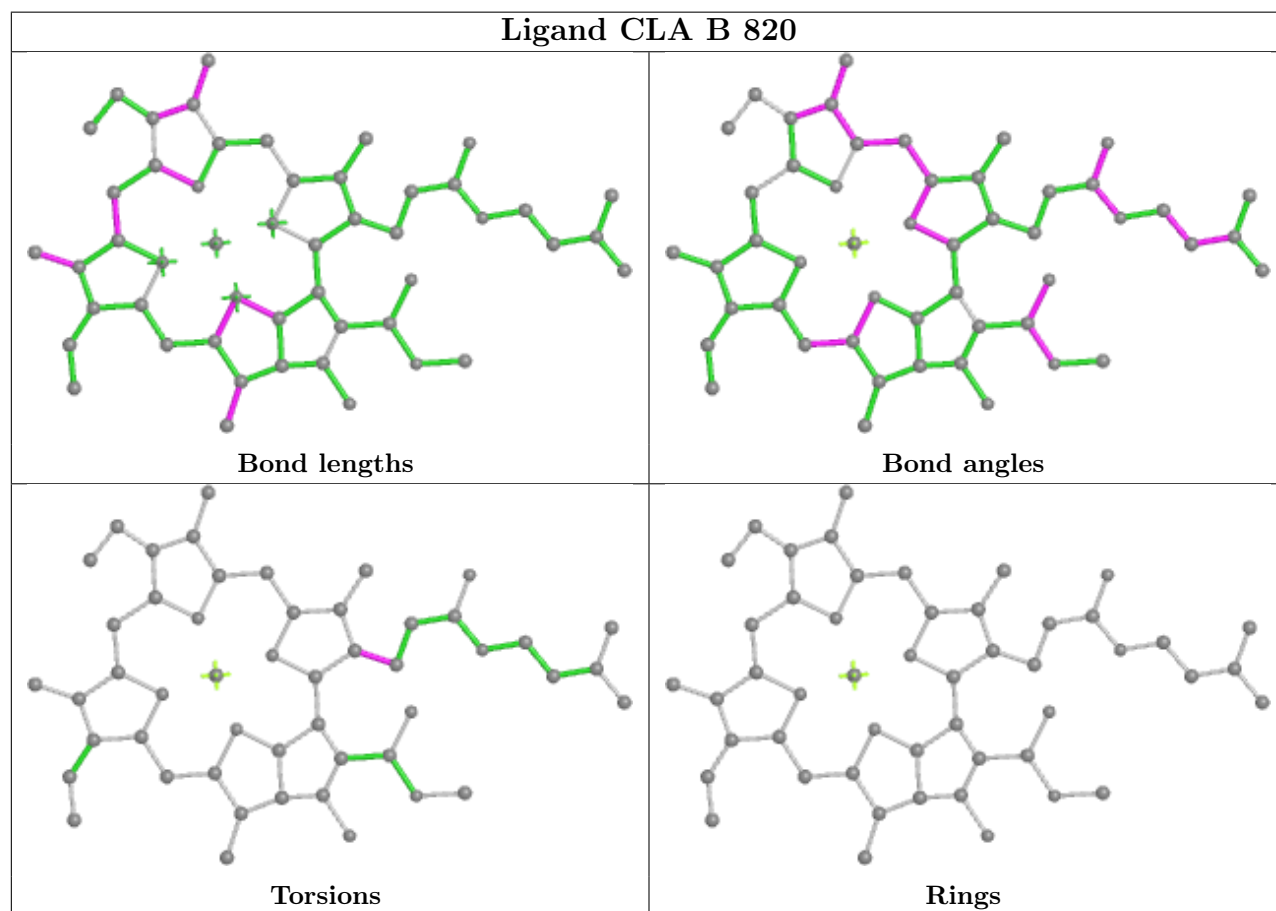
Ligand CLA 1 612



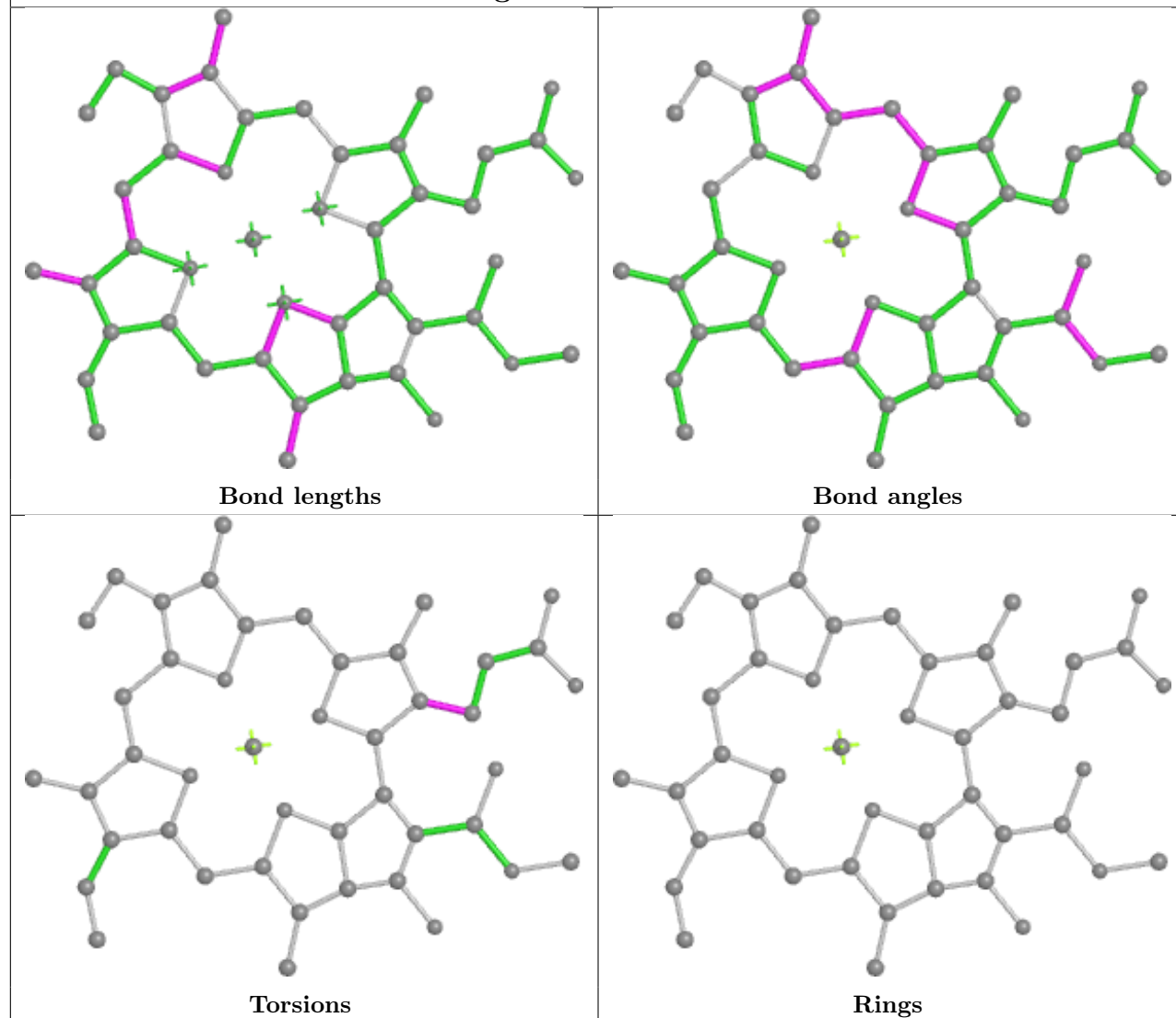
Ligand CHL X 609



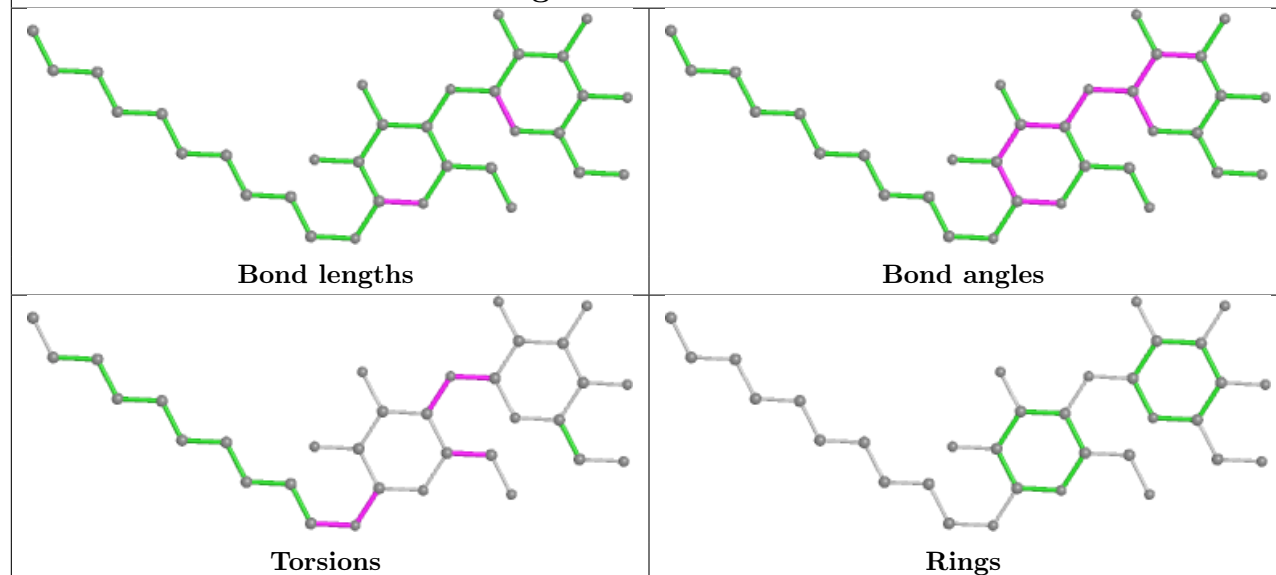
Ligand CLA B 820



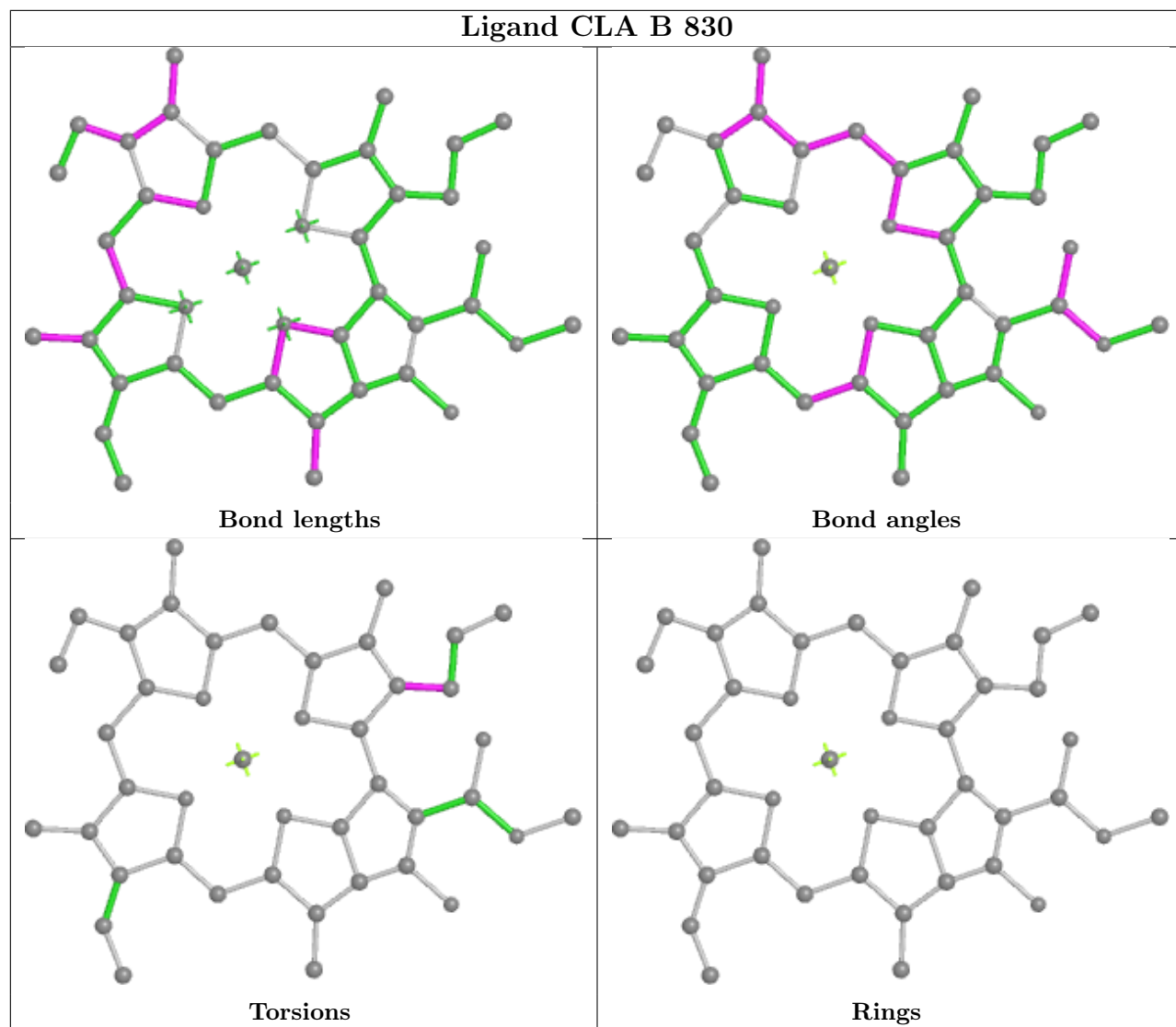
Ligand CLA 6 609

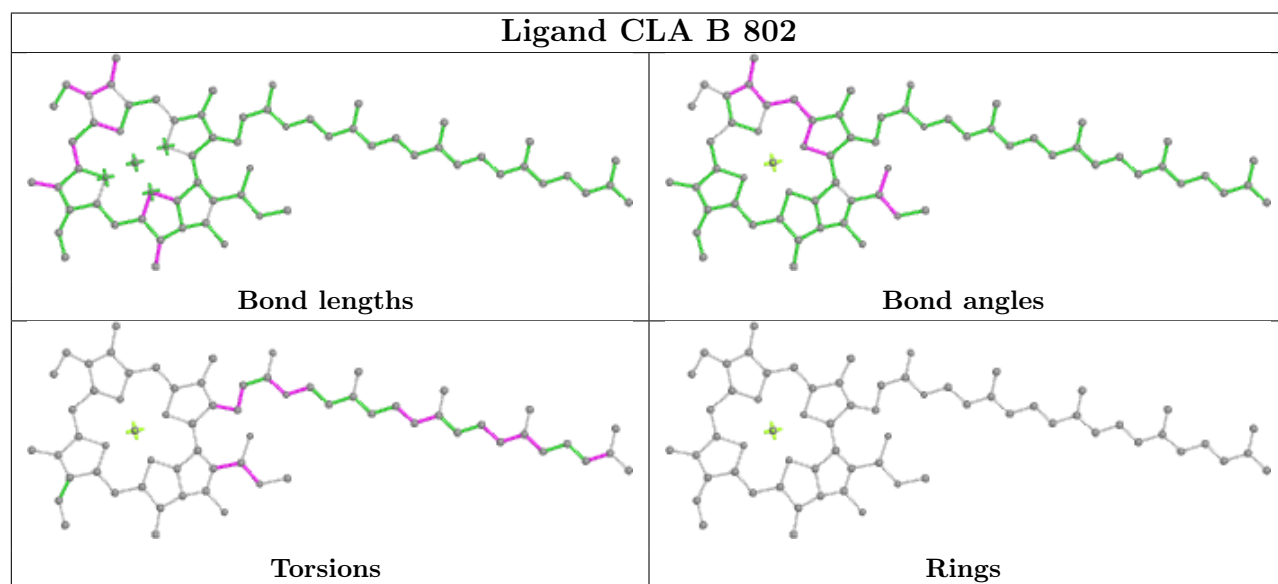
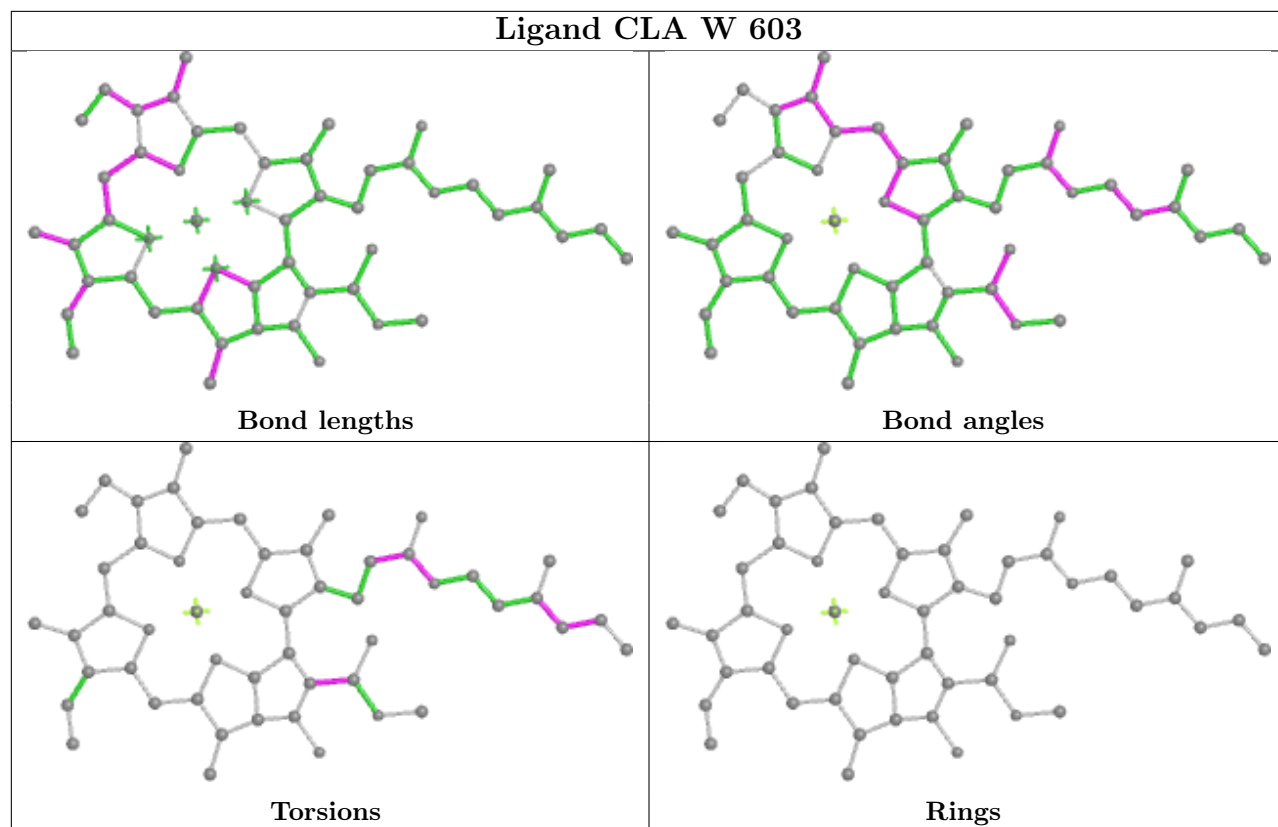


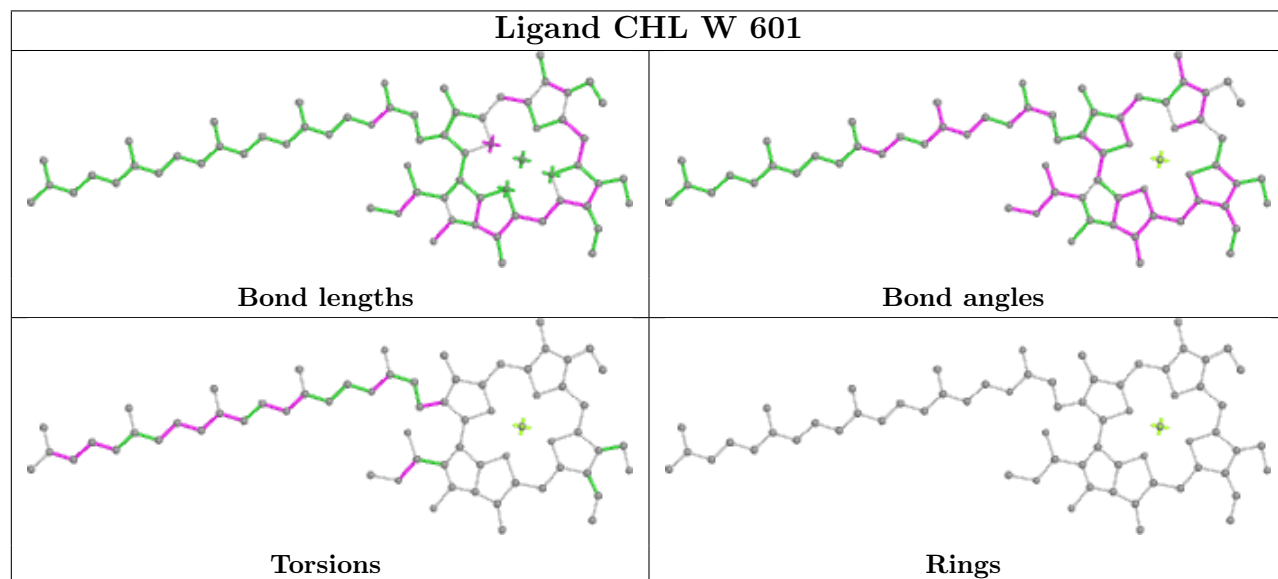
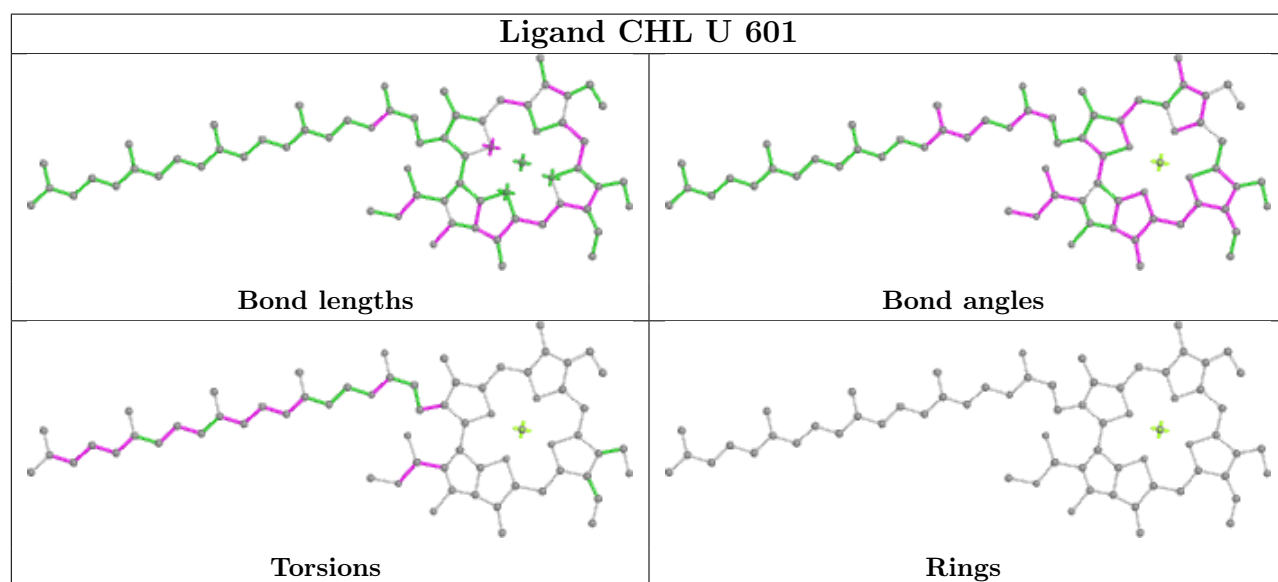
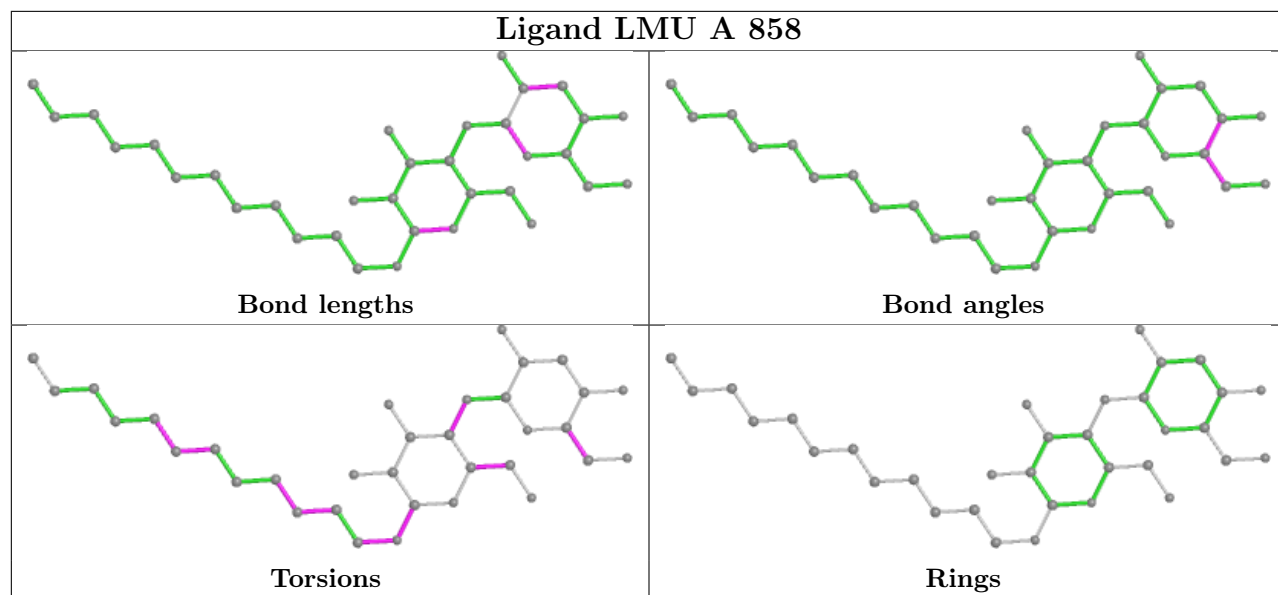
Ligand LMU 5 628

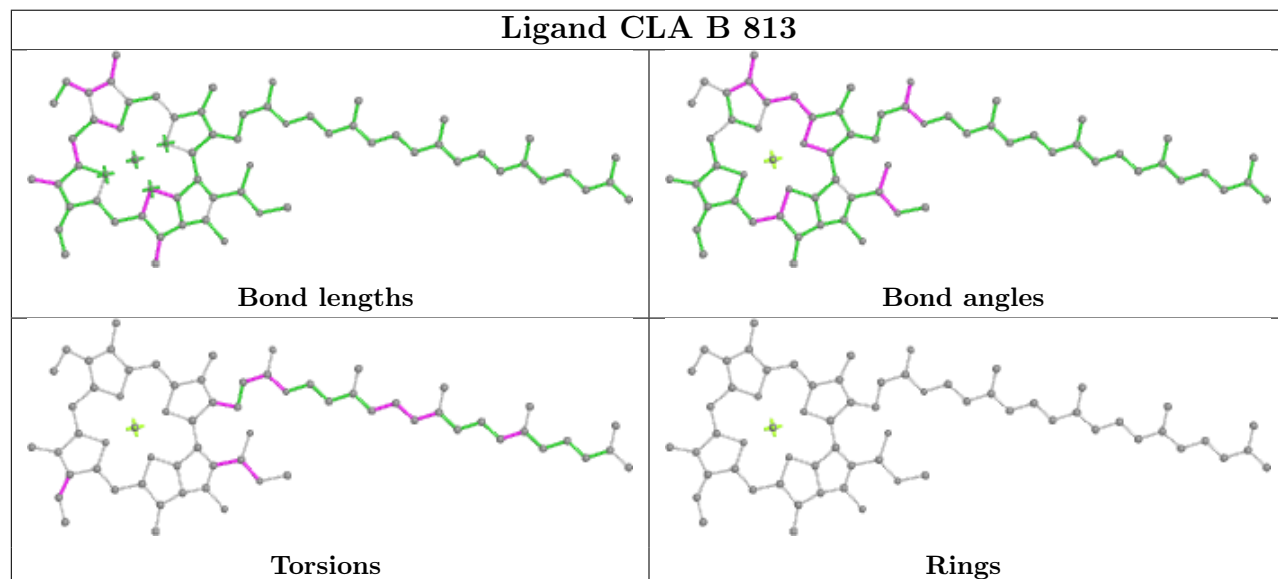
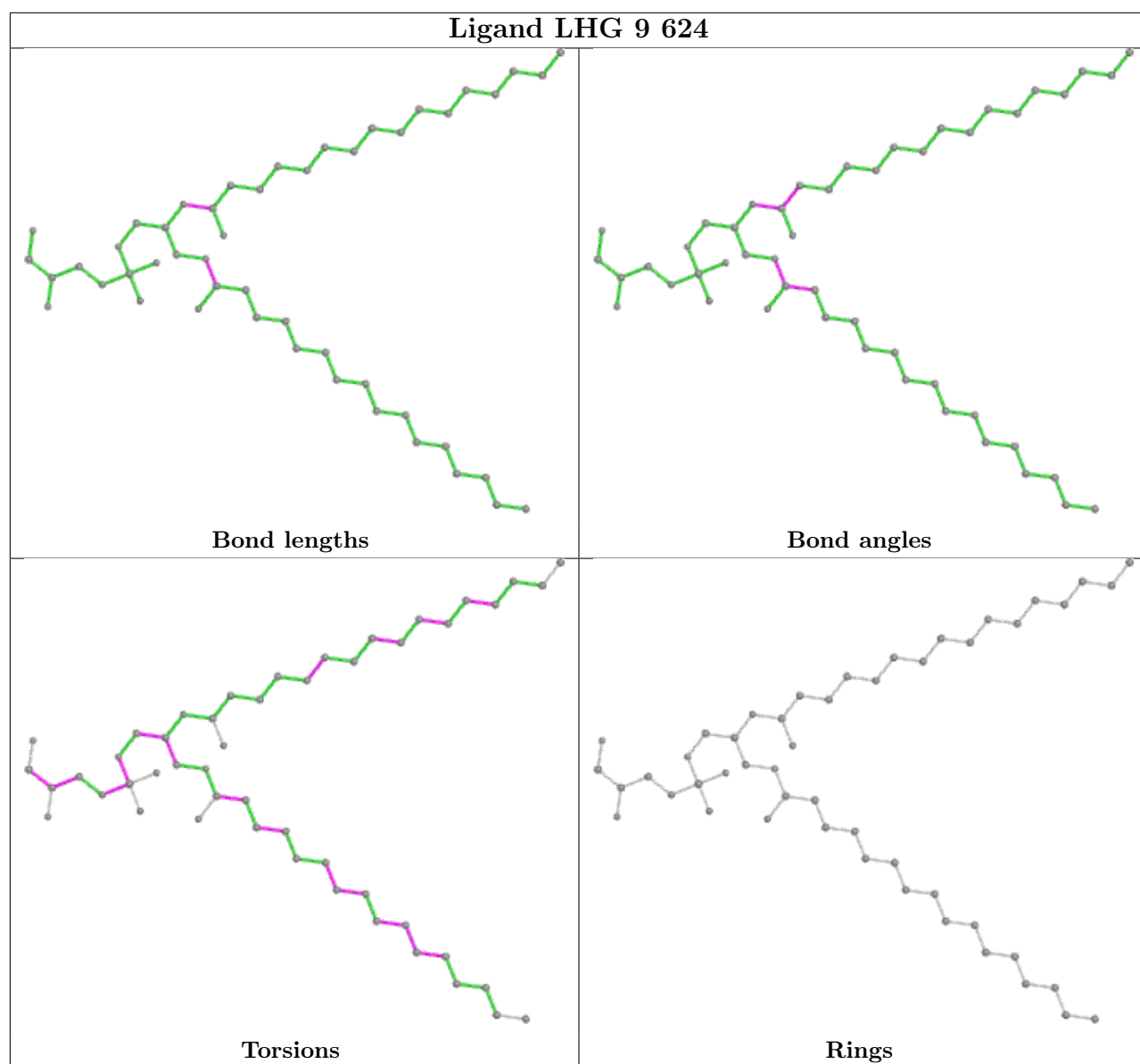


Ligand CLA B 830

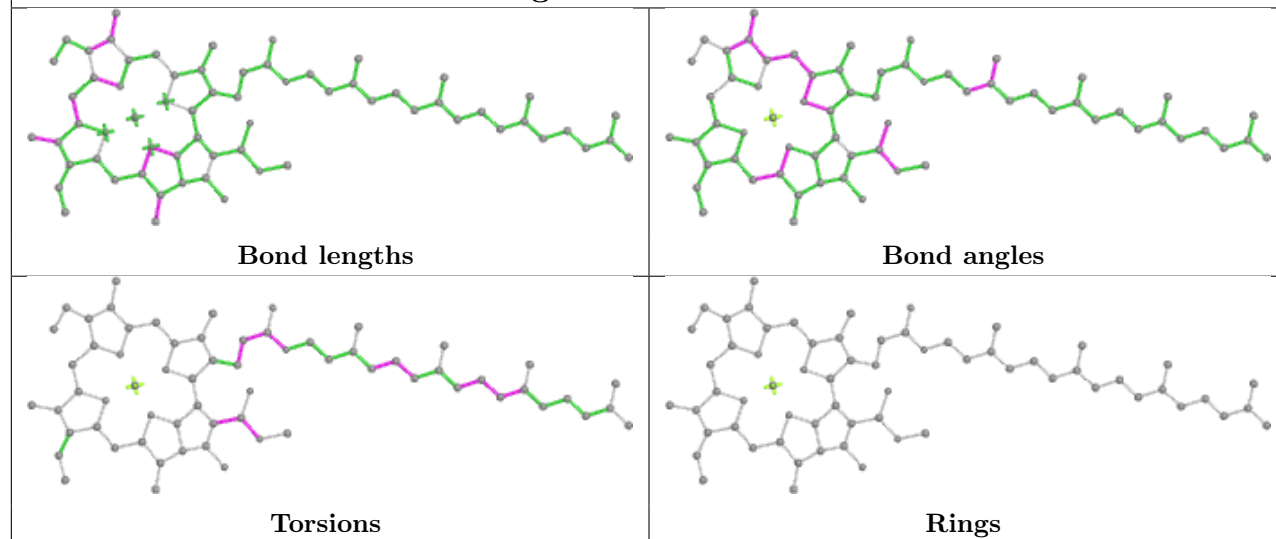




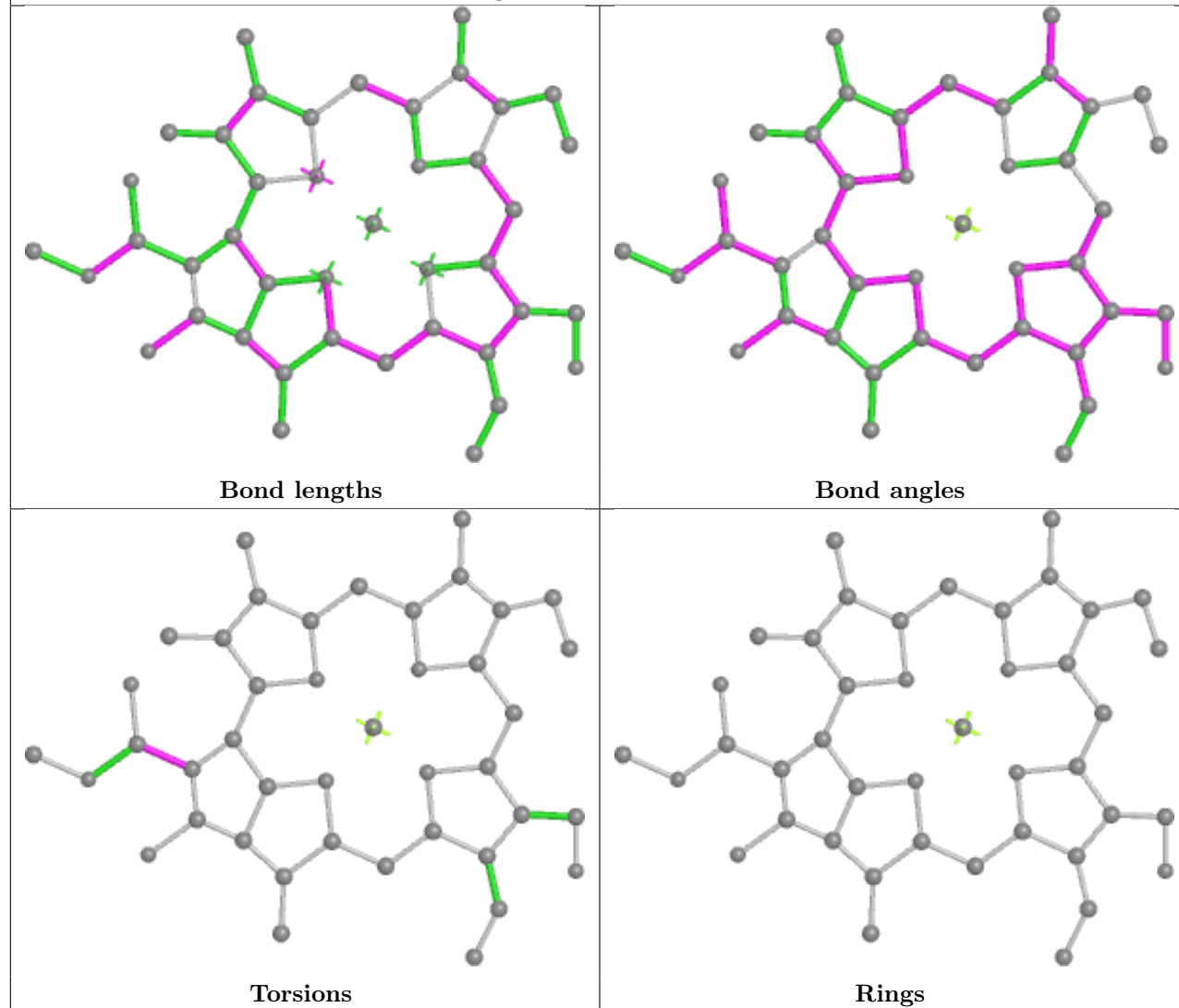




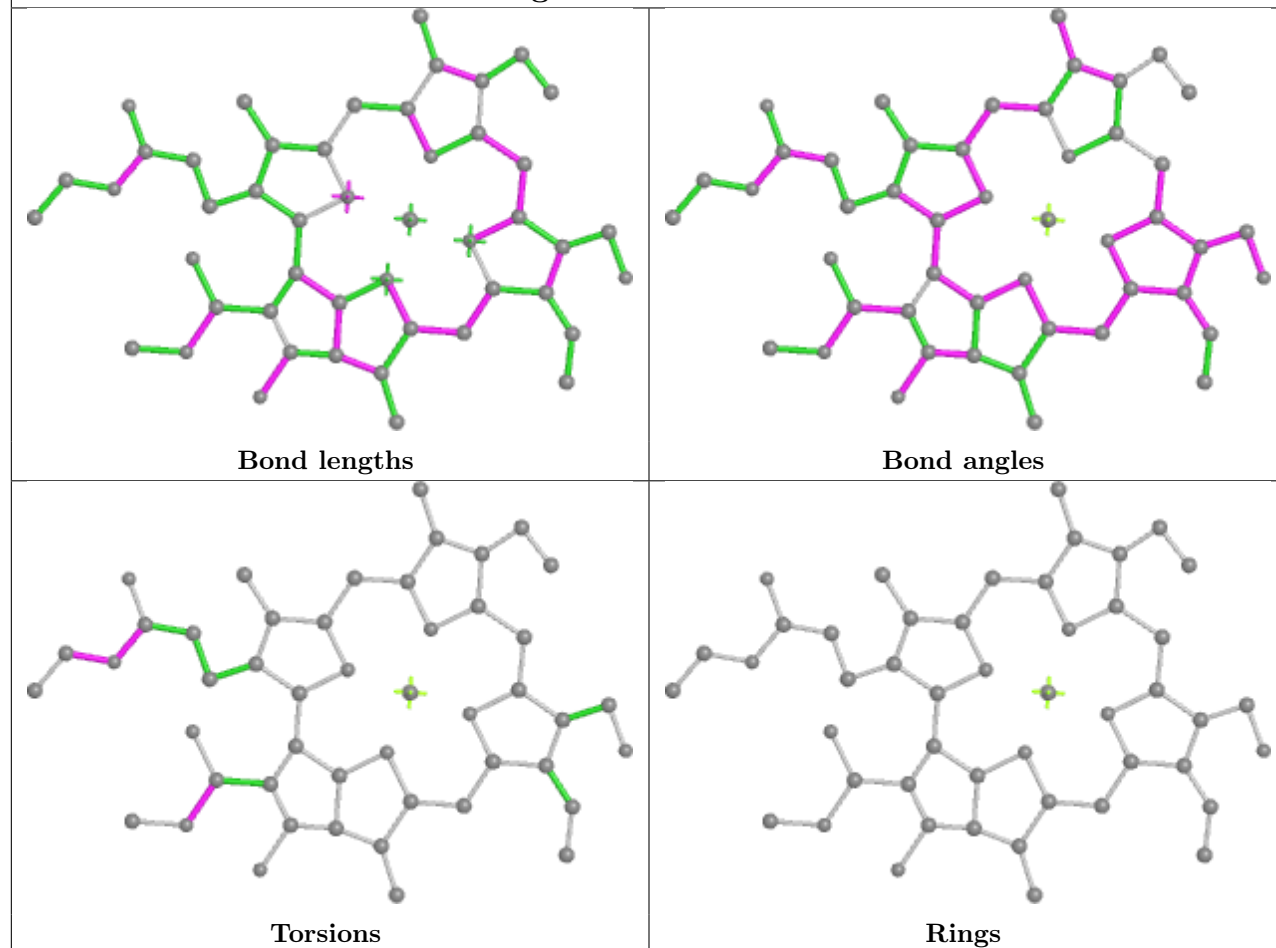
Ligand CLA A 834



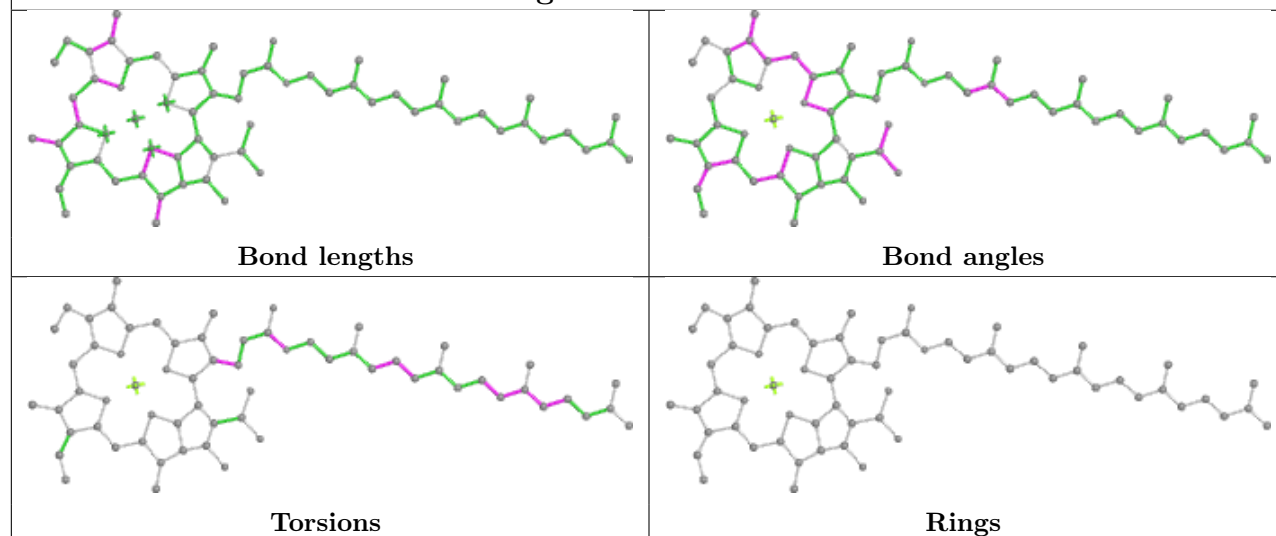
Ligand CHL Y 605

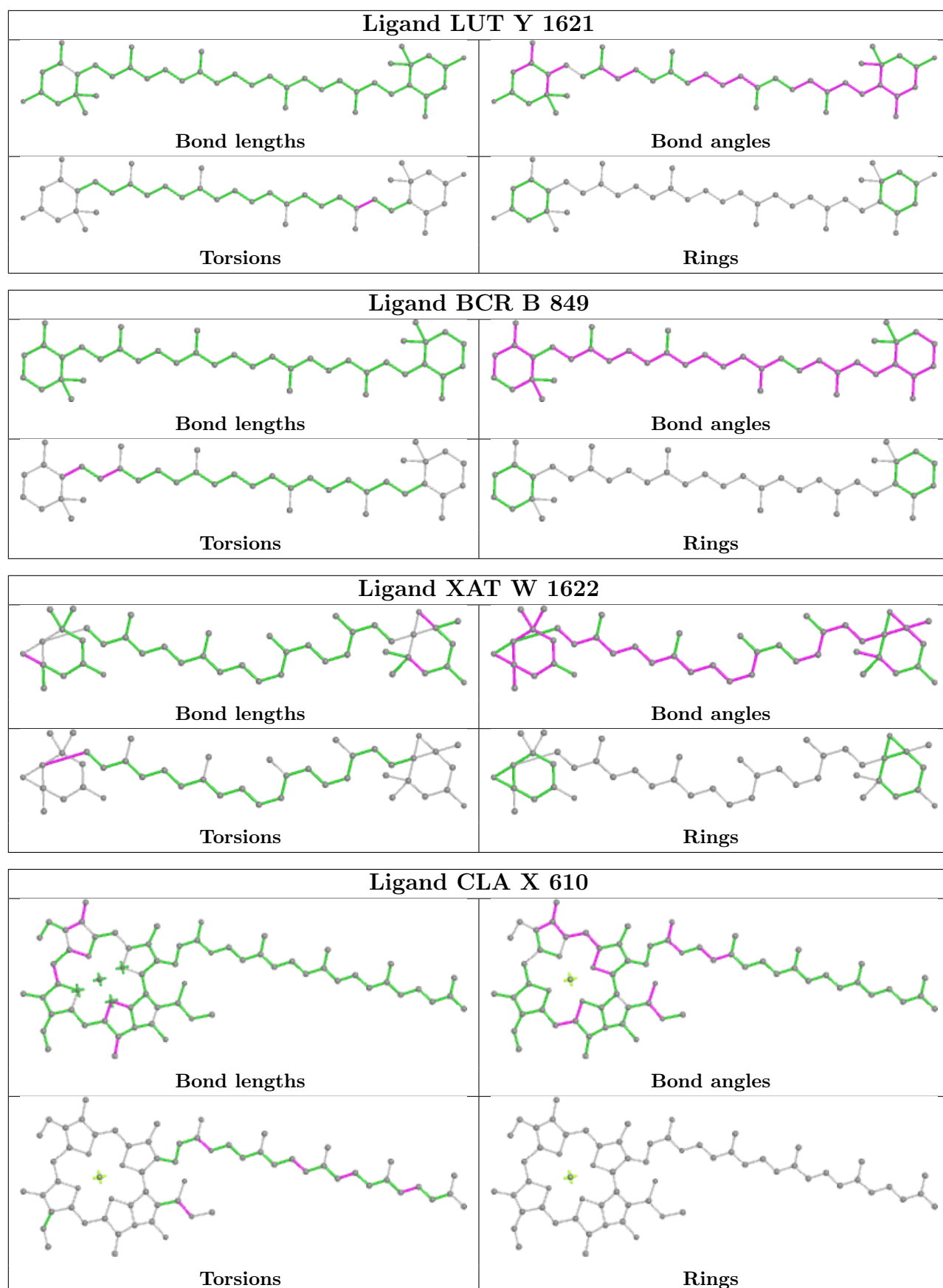


Ligand CHL V 608

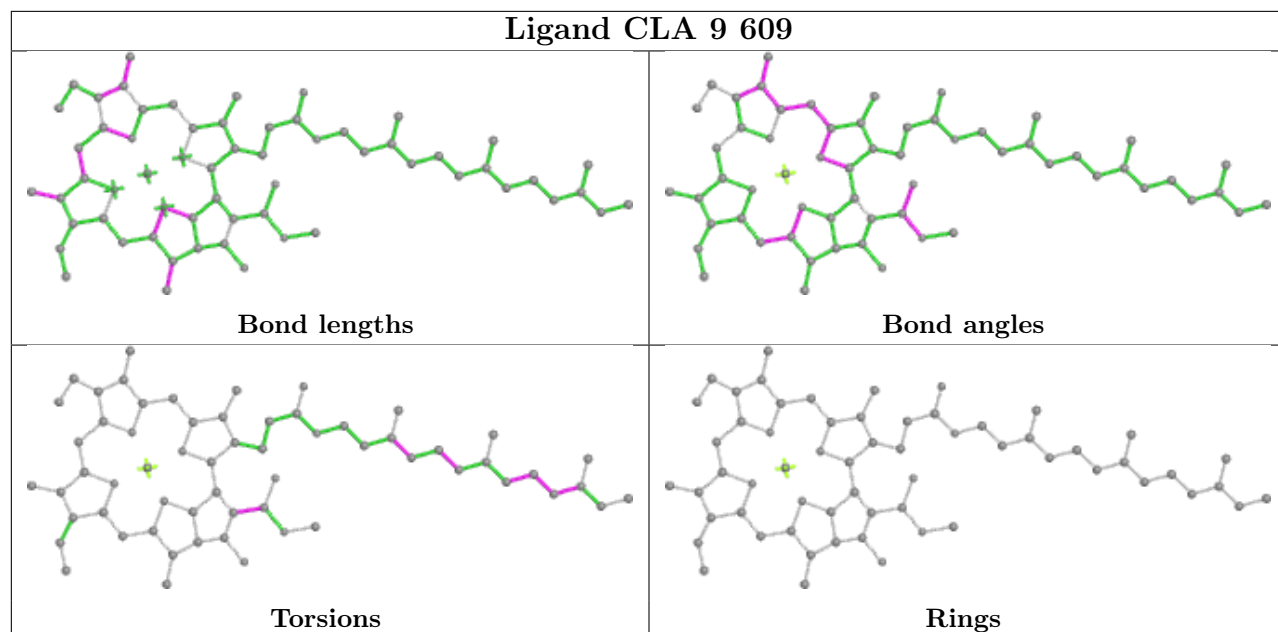


Ligand CLA a 609

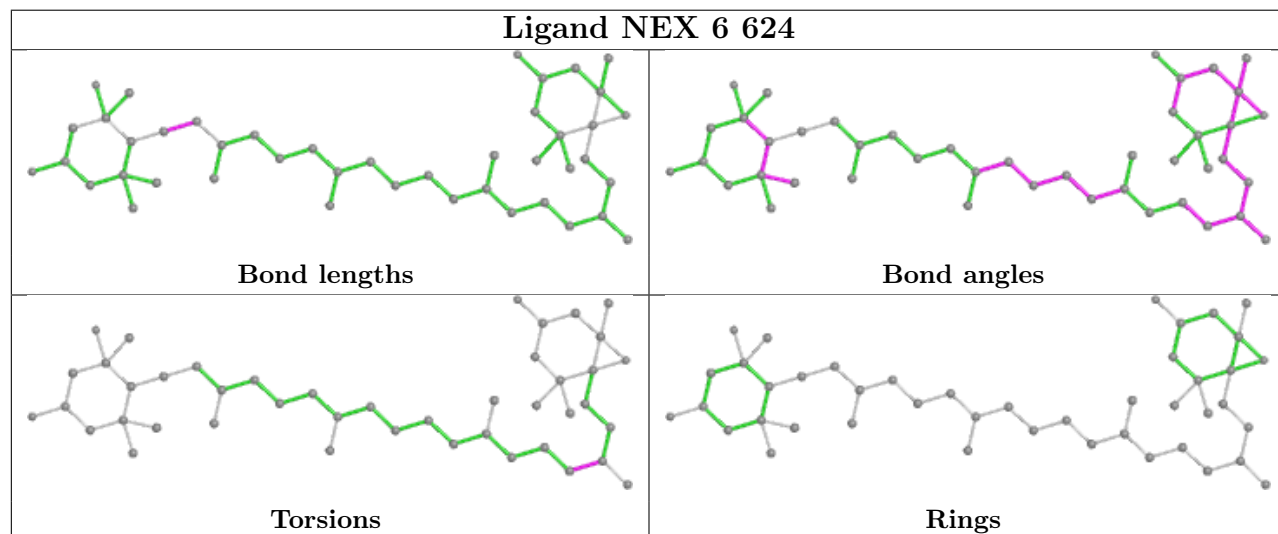




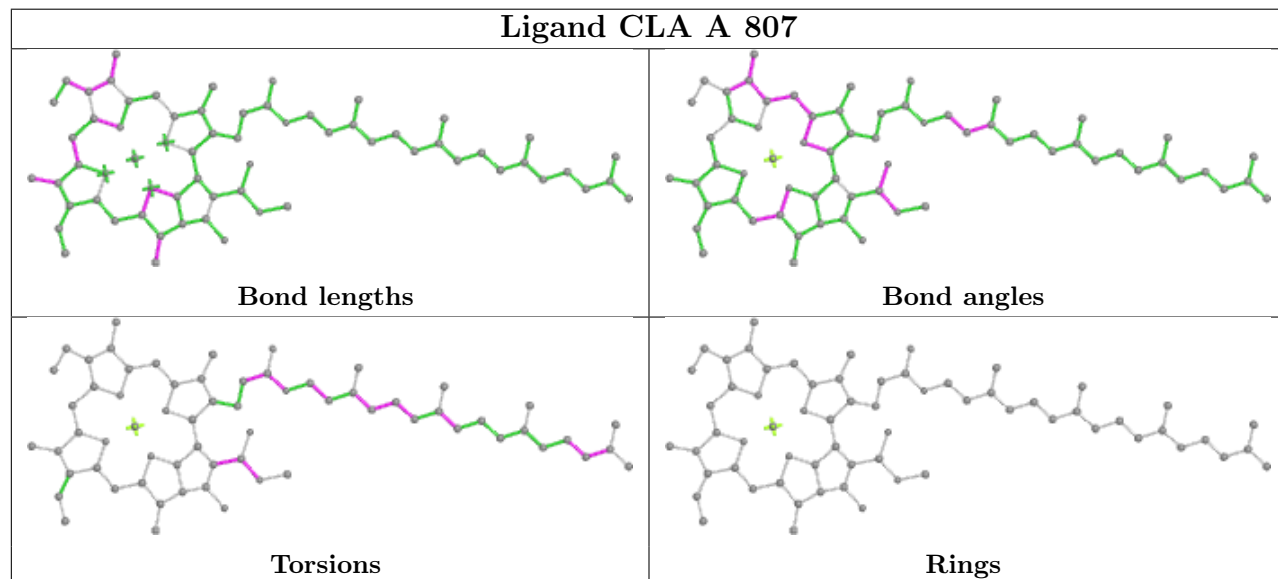
Ligand CLA 9 609



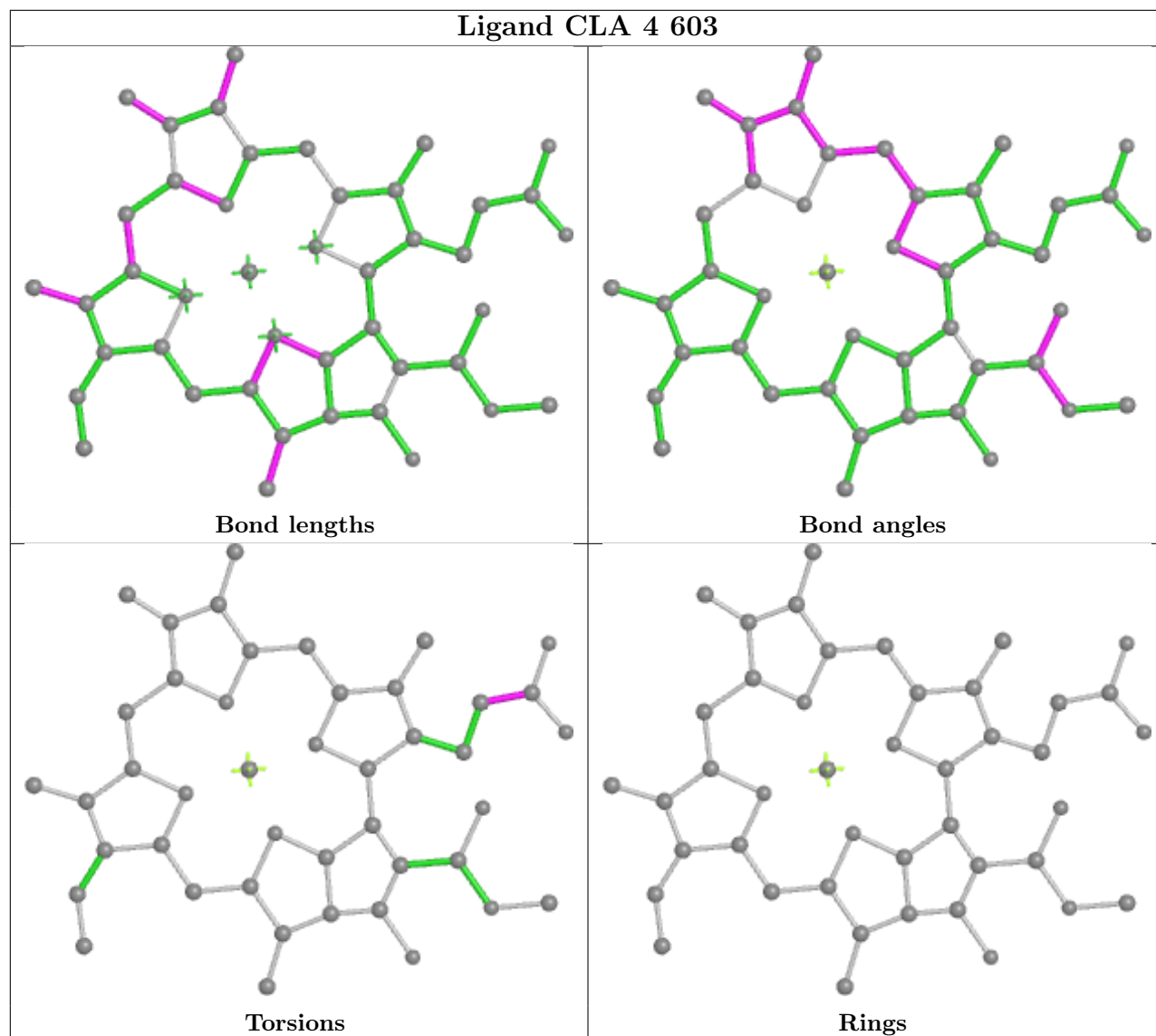
Ligand NEX 6 624



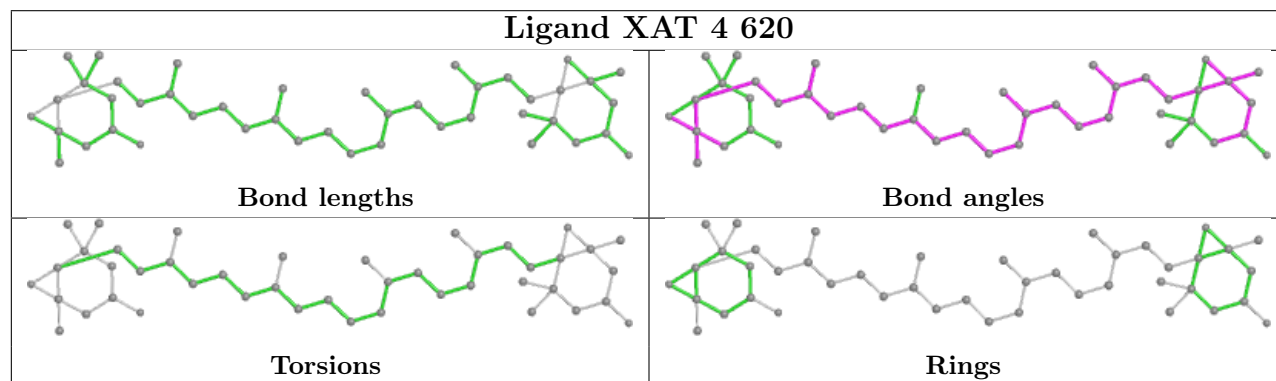
Ligand CLA A 807

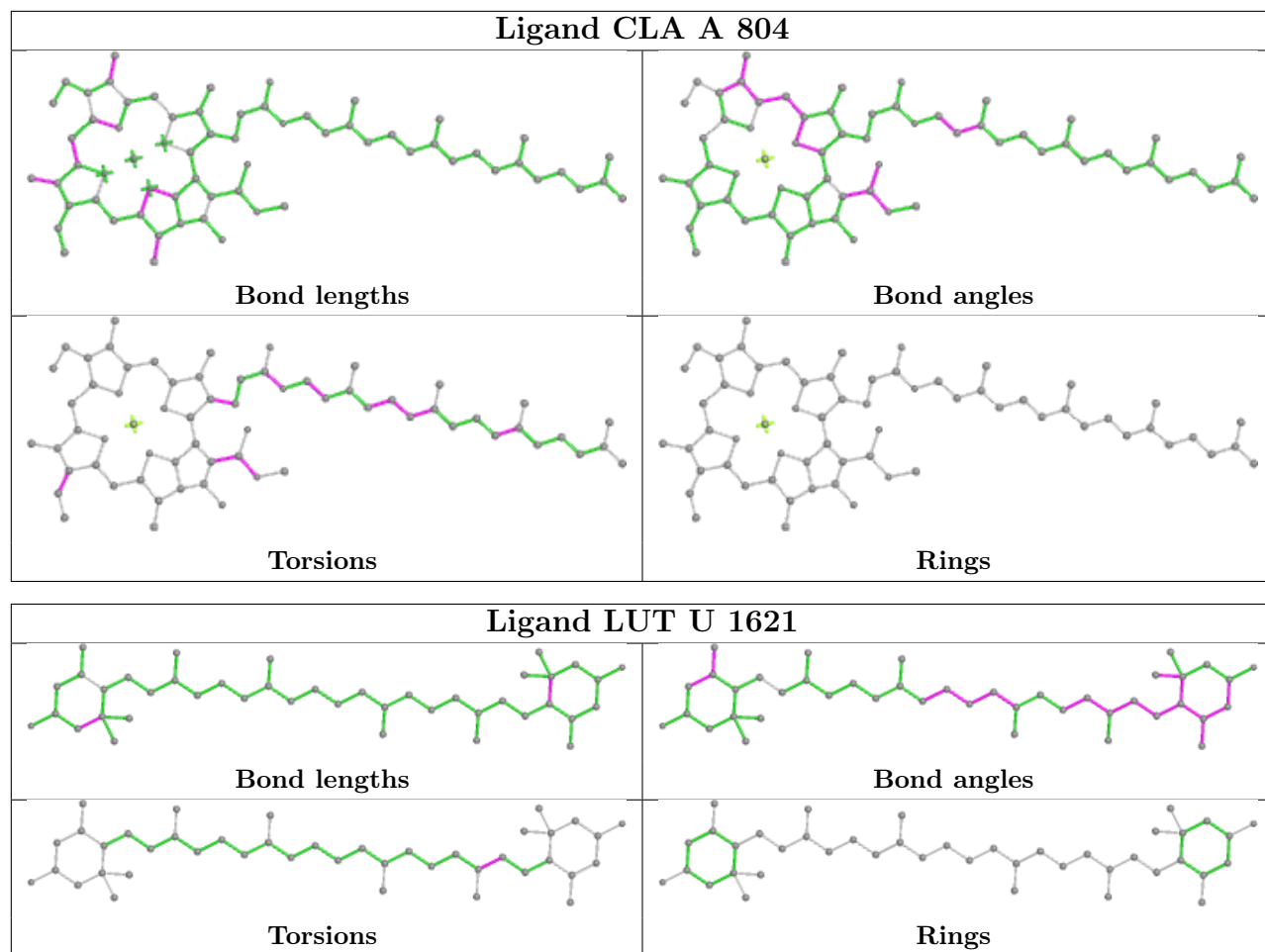


Ligand CLA 4 603

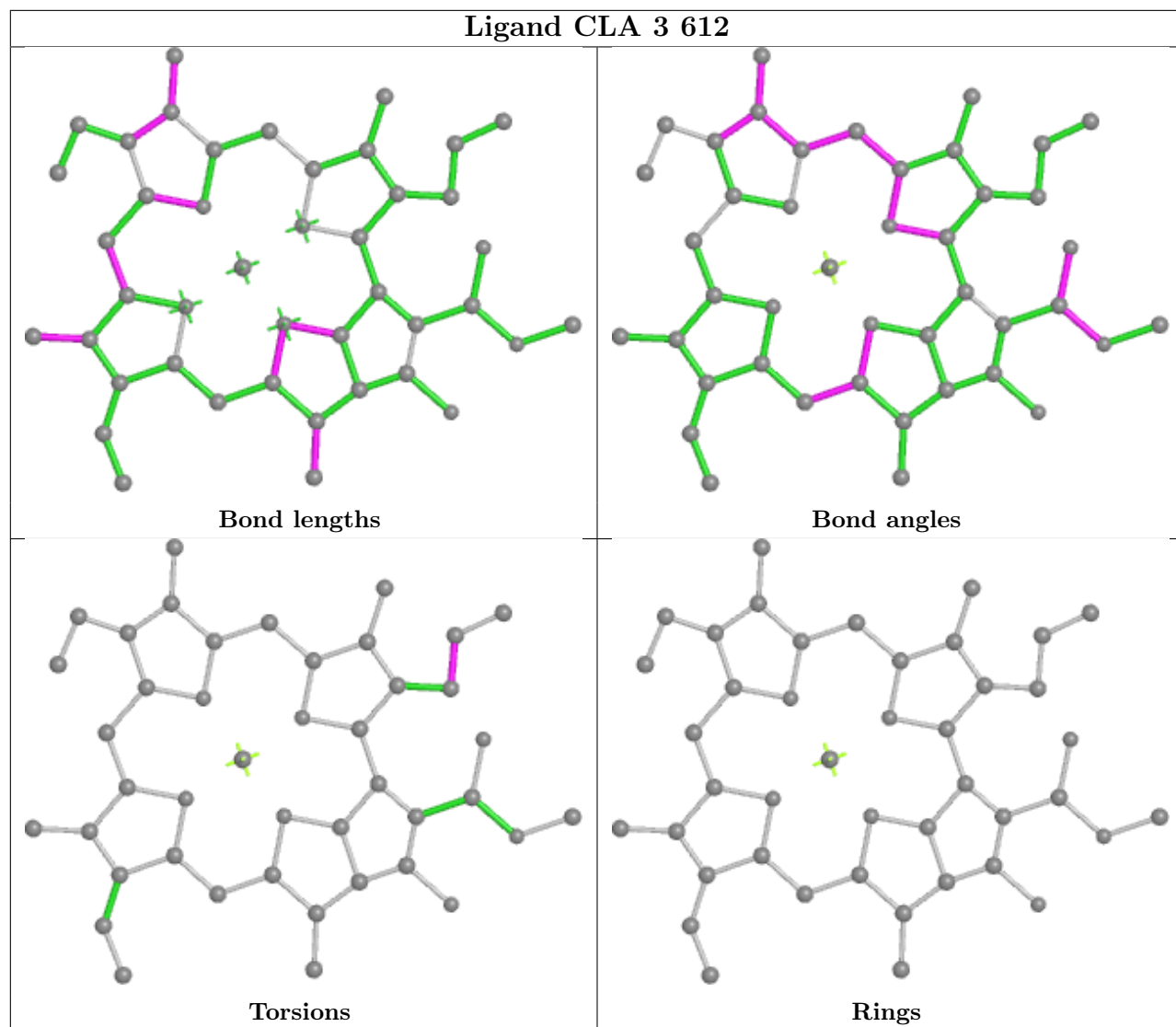


Ligand XAT 4 620

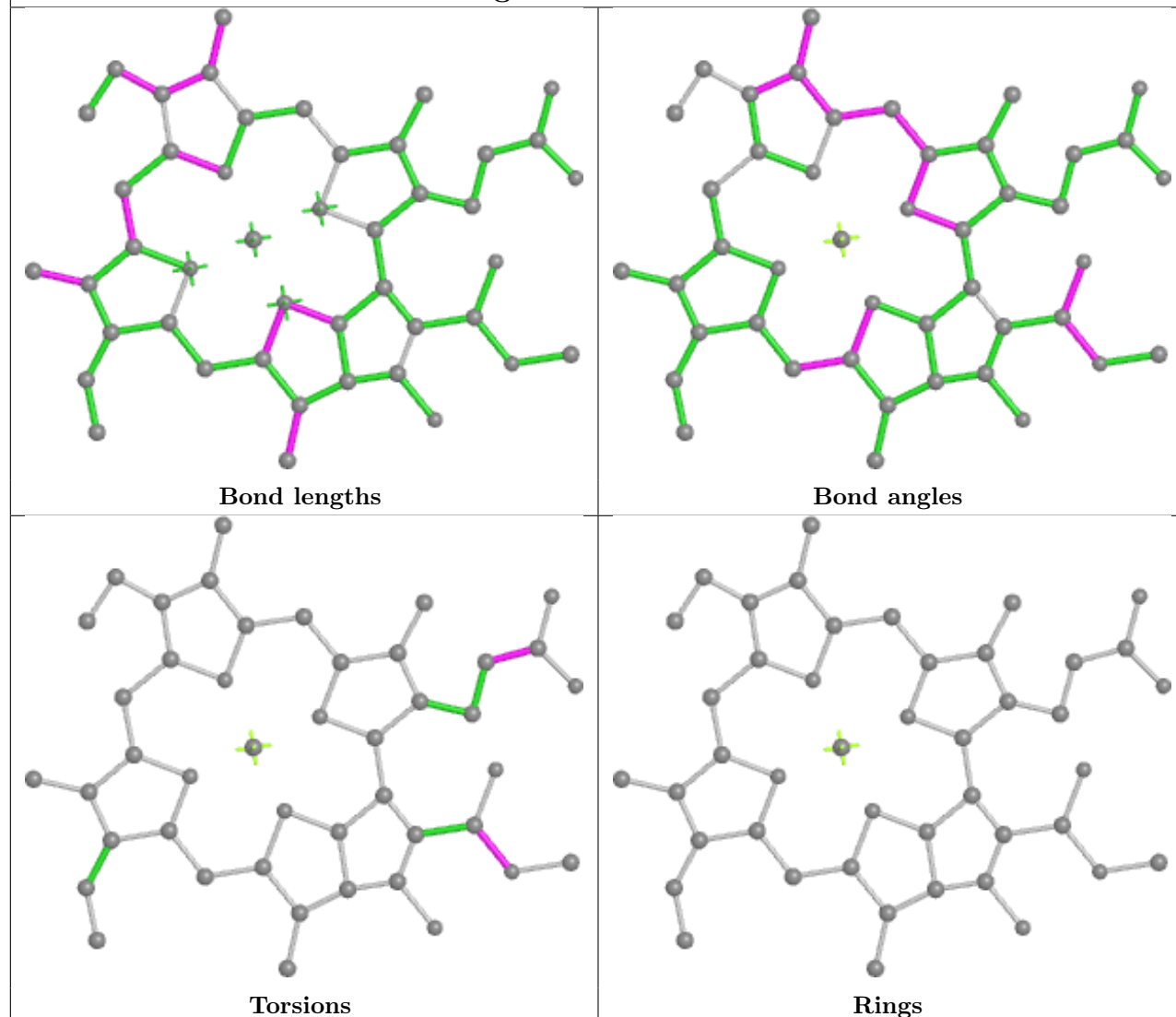




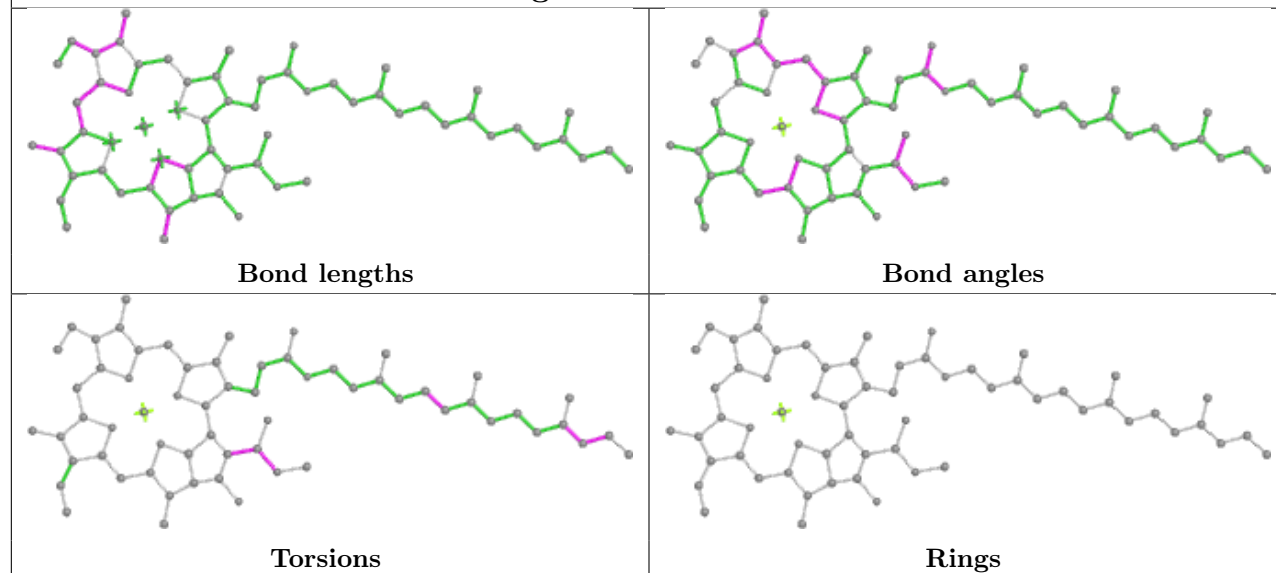
Ligand CLA 3 612



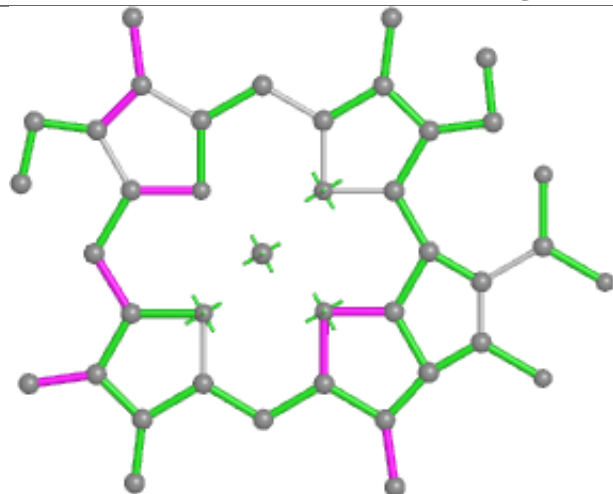
Ligand CLA 4 607



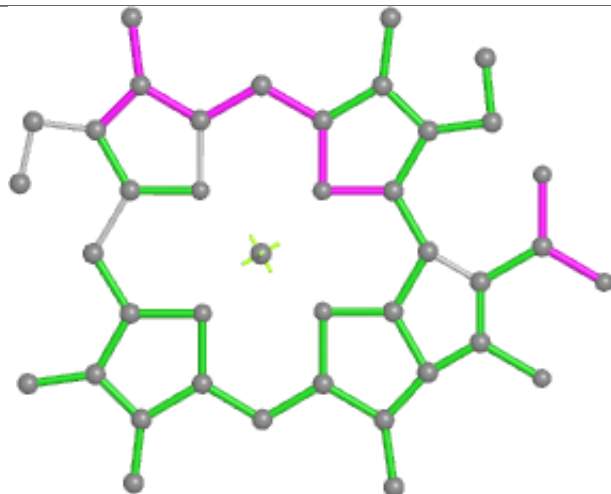
Ligand CLA V 610



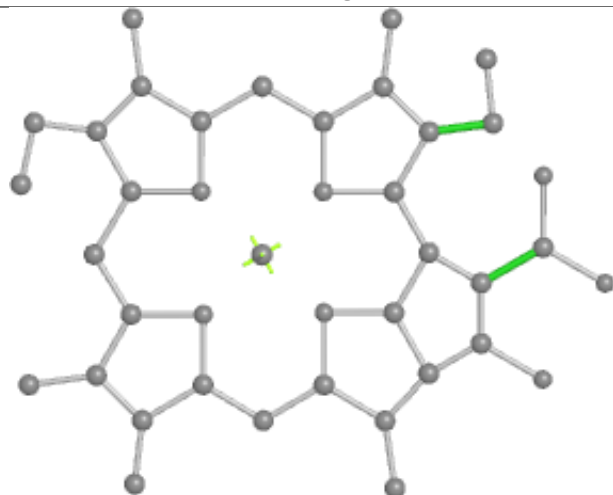
Ligand CLA L 307



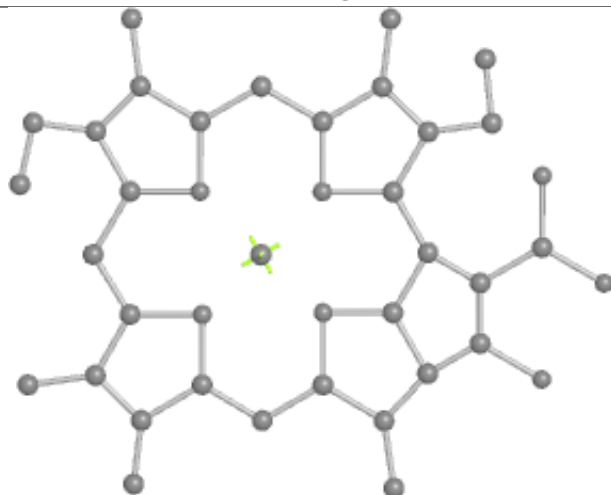
Bond lengths



Bond angles

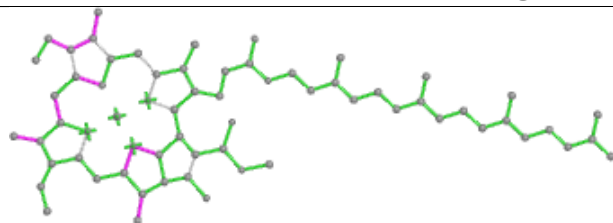


Torsions

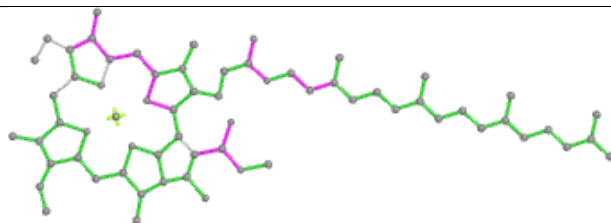


Rings

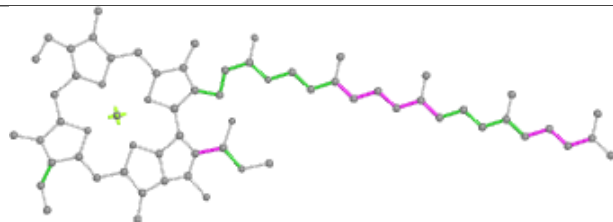
Ligand CLA B 808



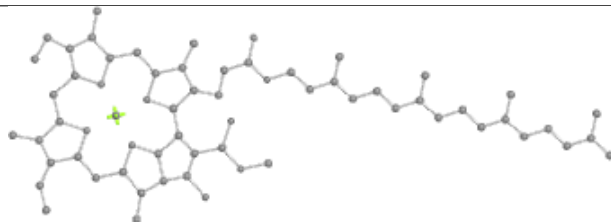
Bond lengths



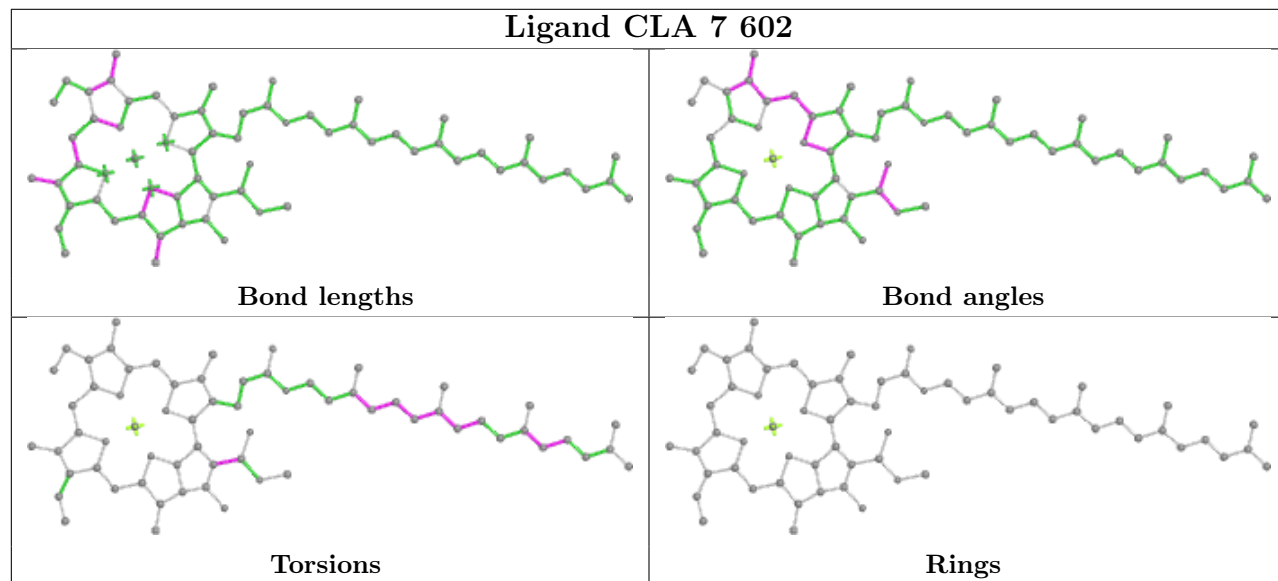
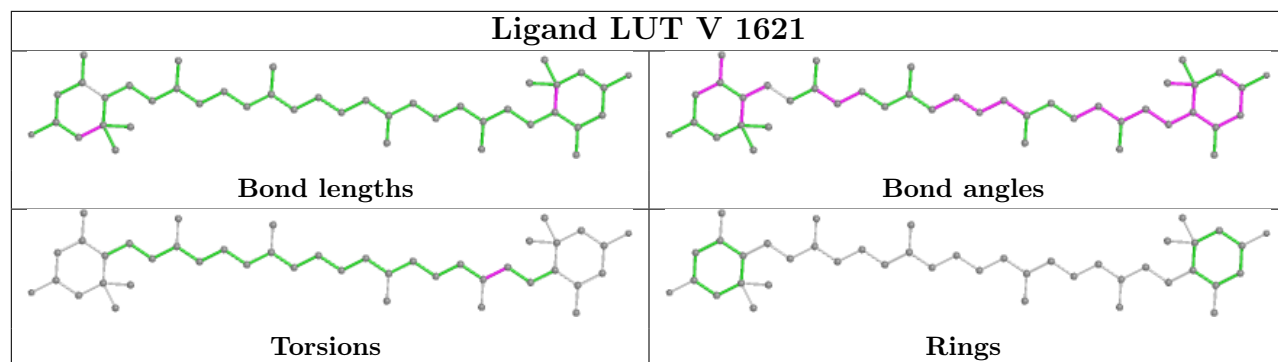
Bond angles



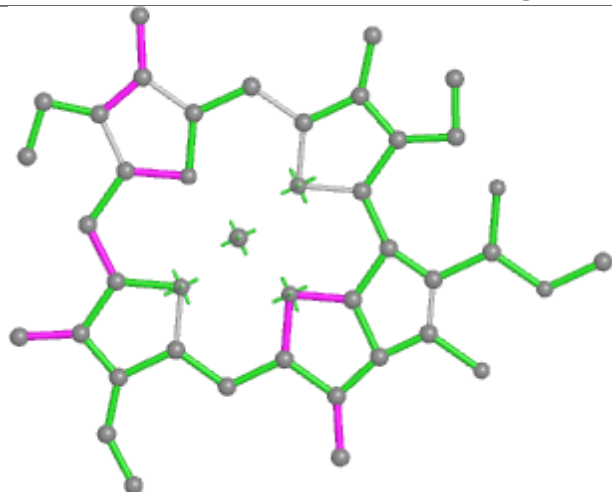
Torsions



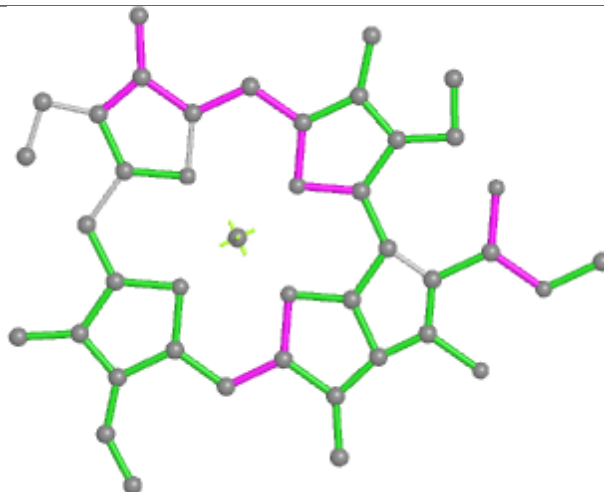
Rings



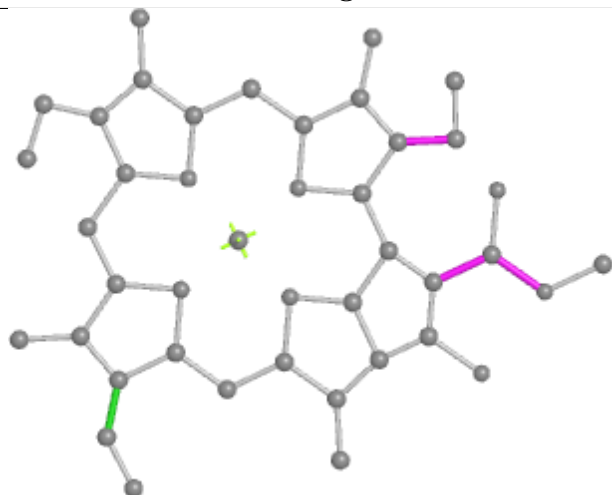
Ligand CLA 5 611



Bond lengths



Bond angles

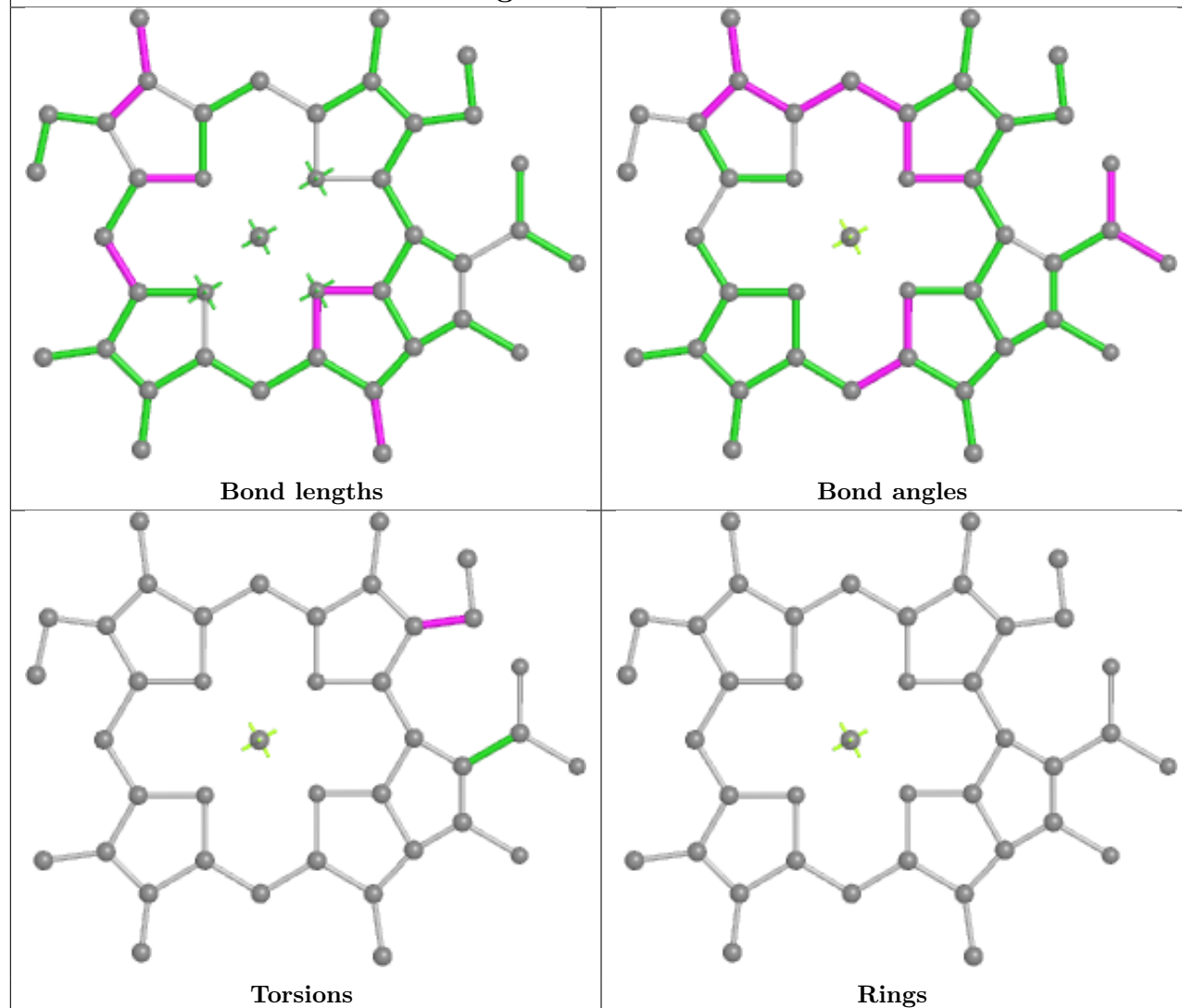


Torsions

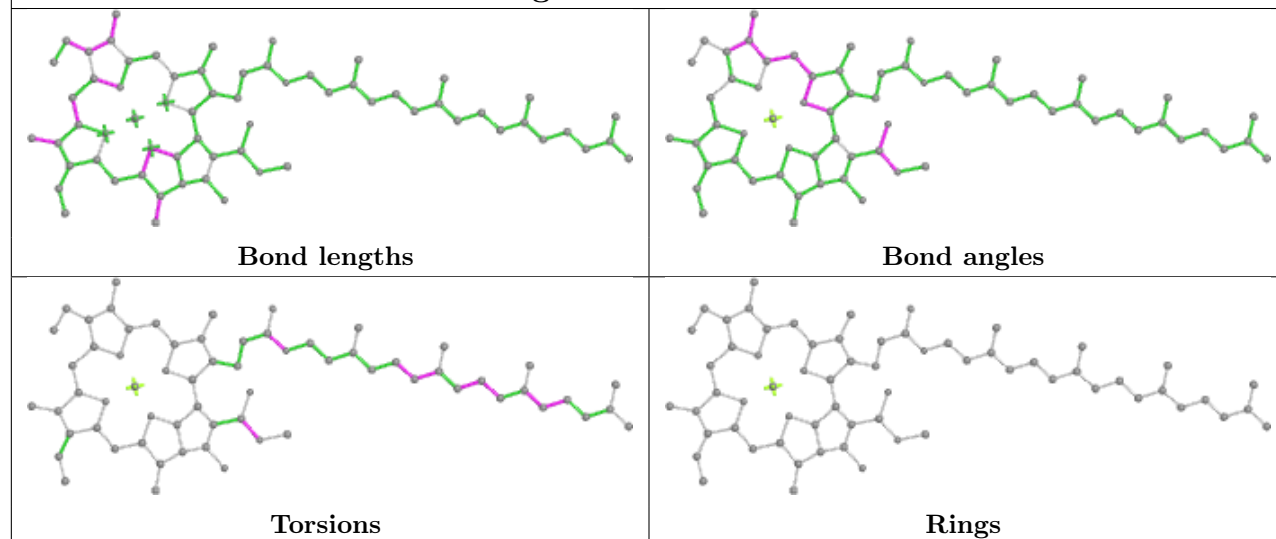


Rings

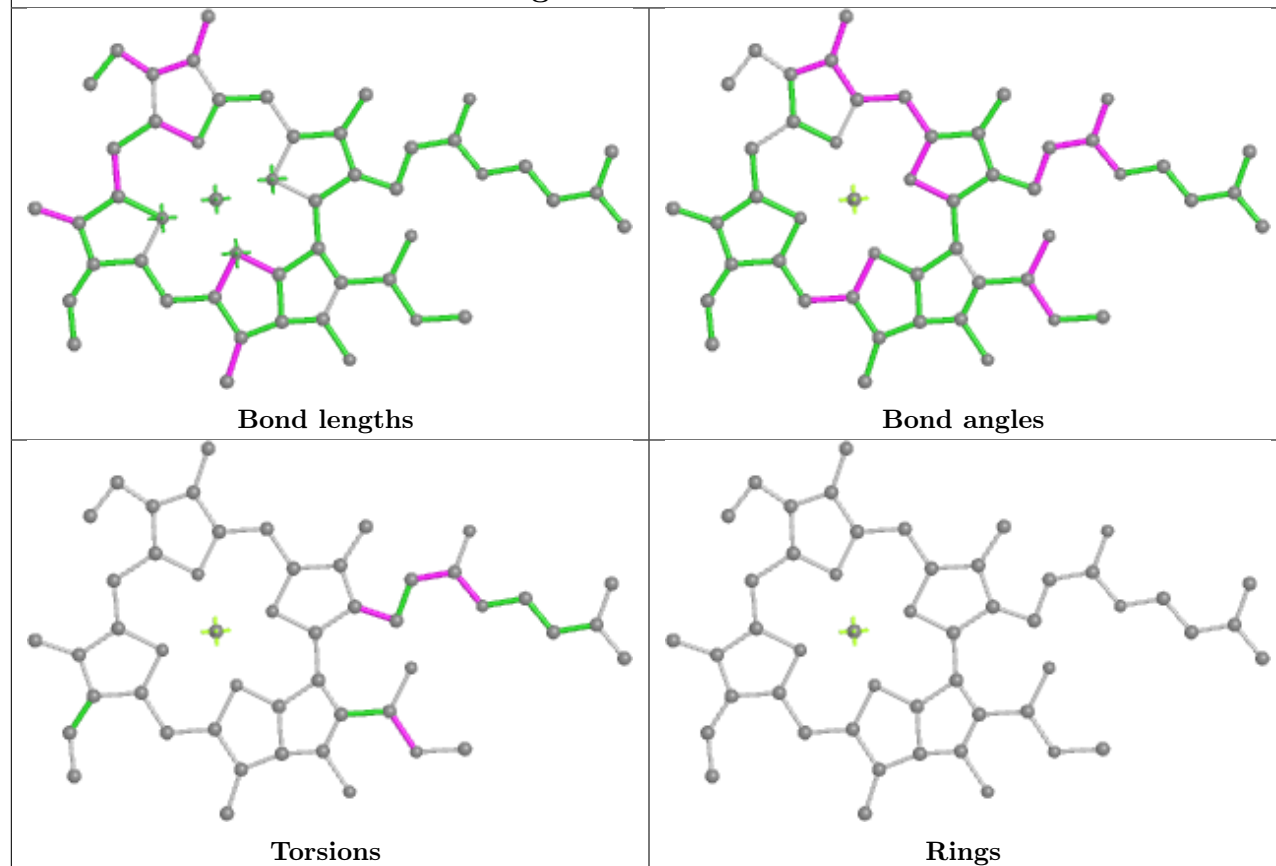
Ligand CLA 4 606



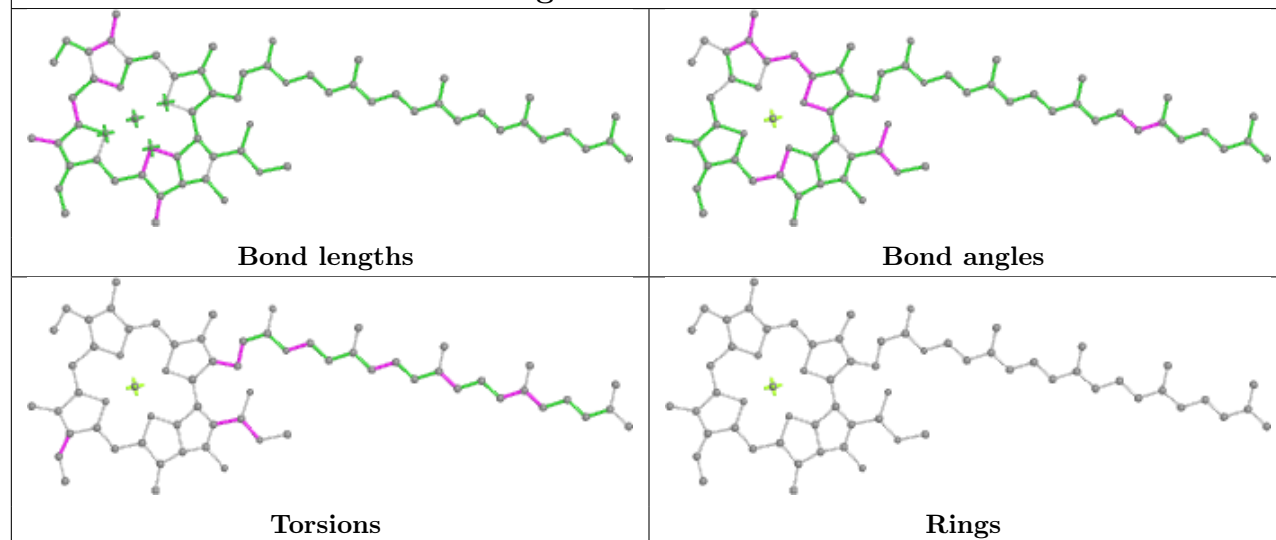
Ligand CLA B 824

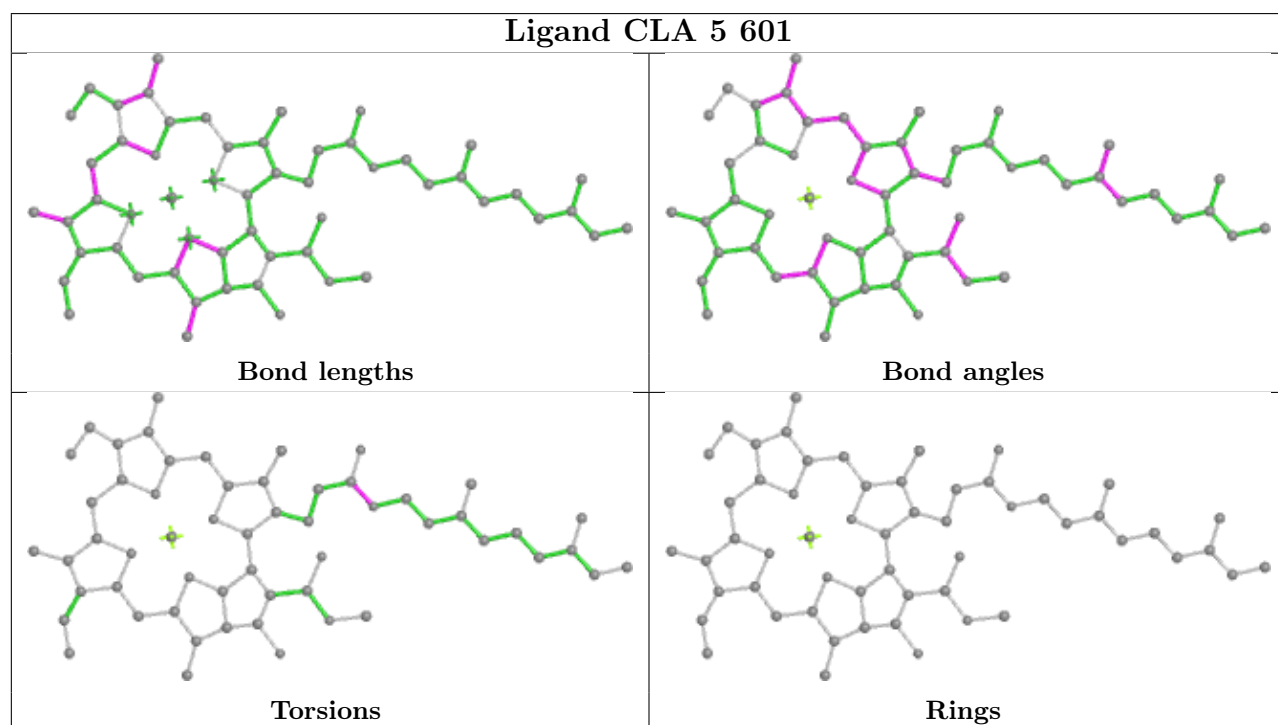
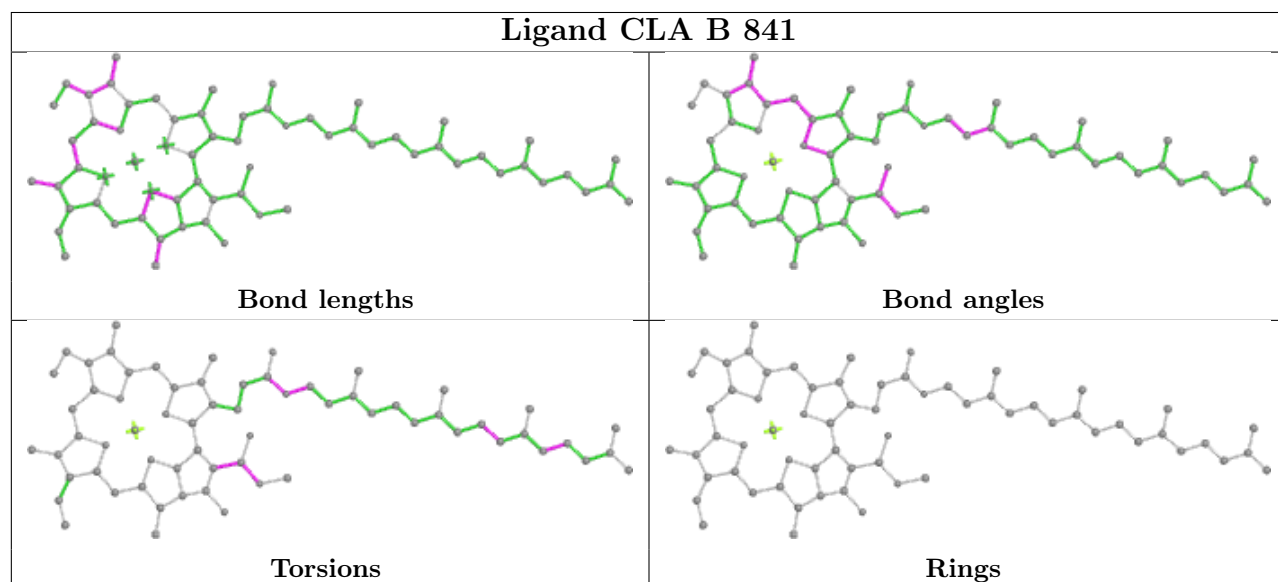
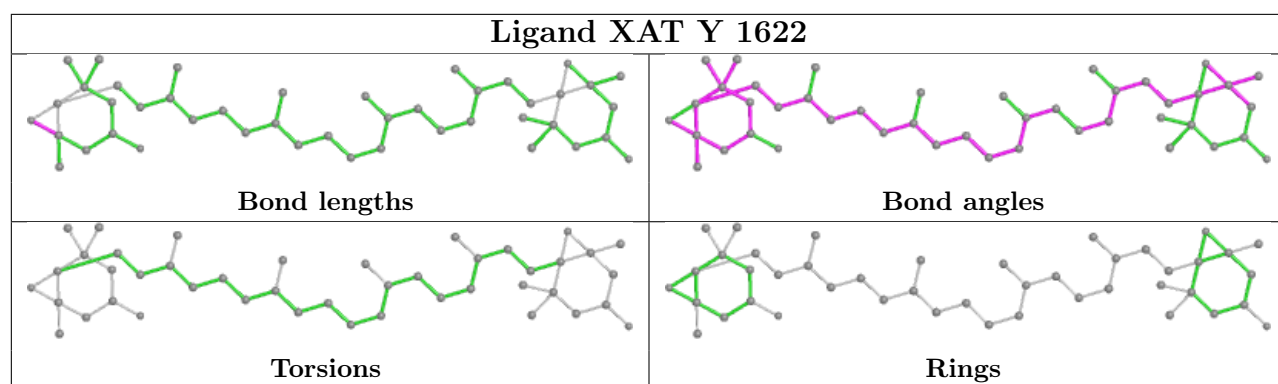


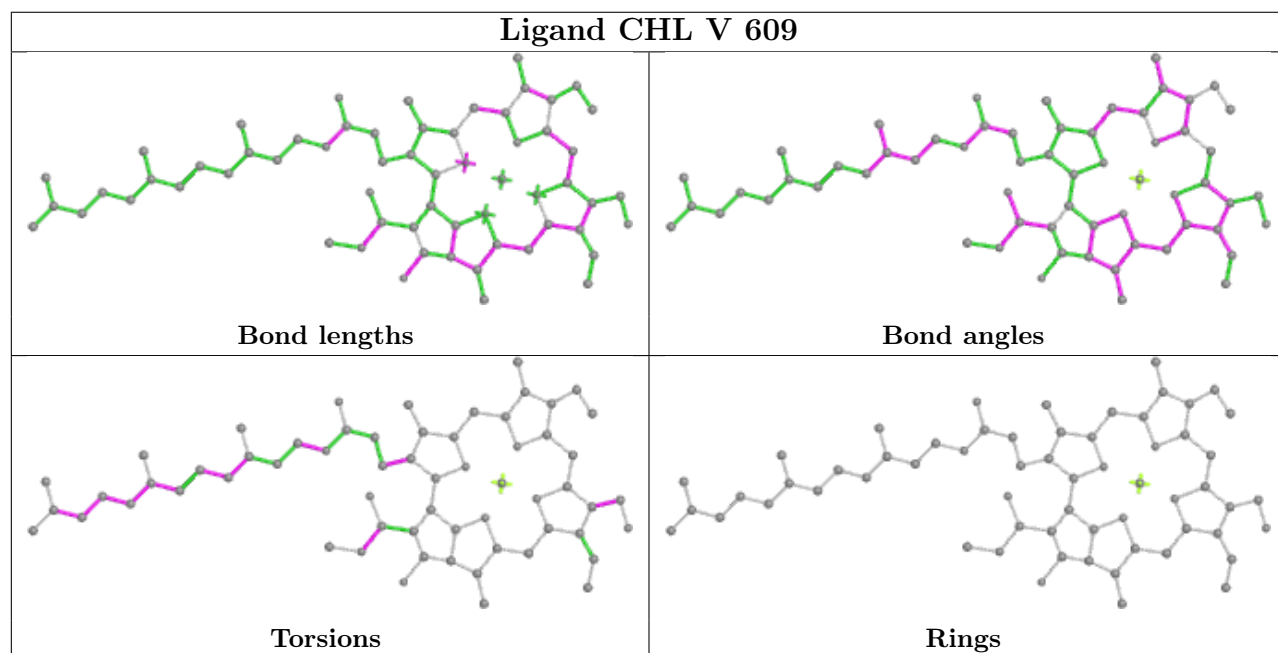
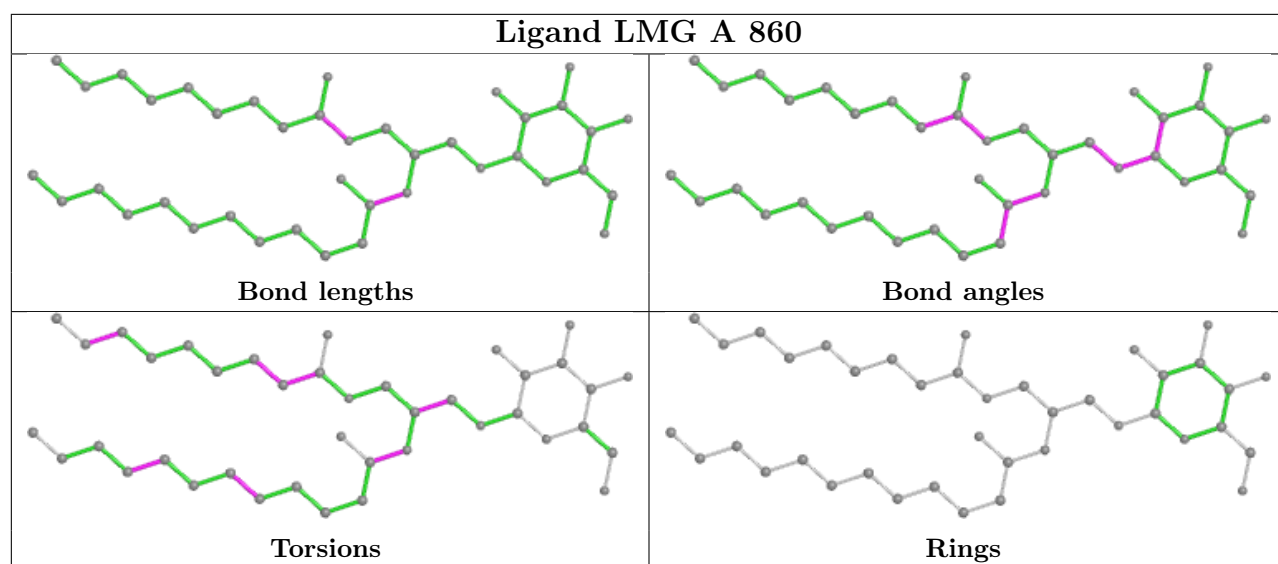
Ligand CLA A 810



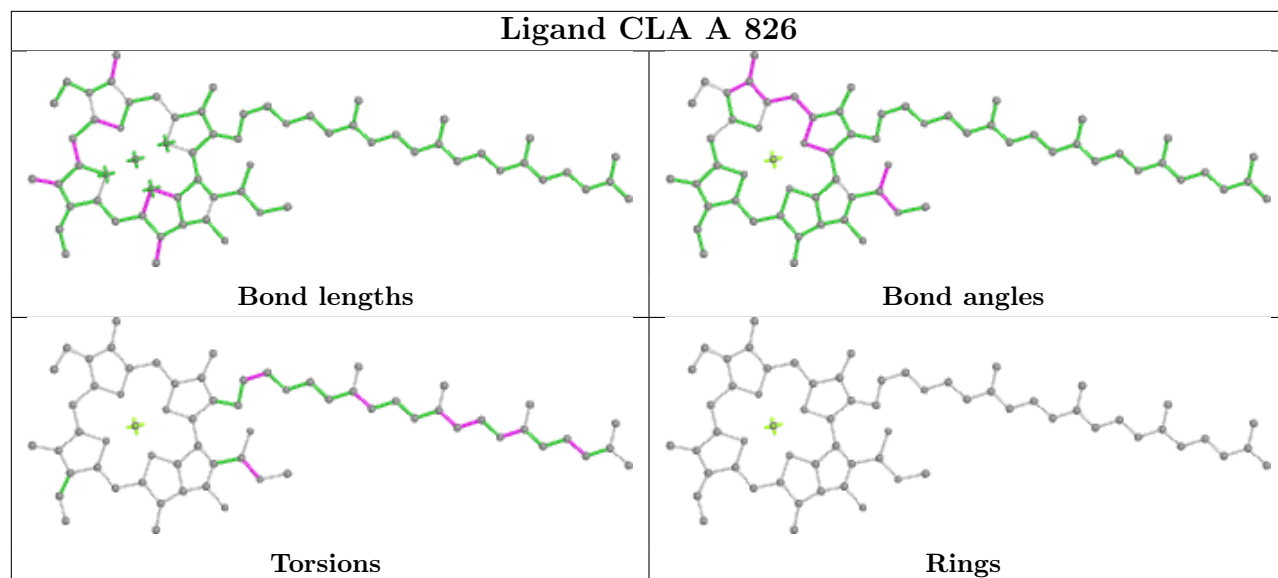
Ligand CLA 4 608



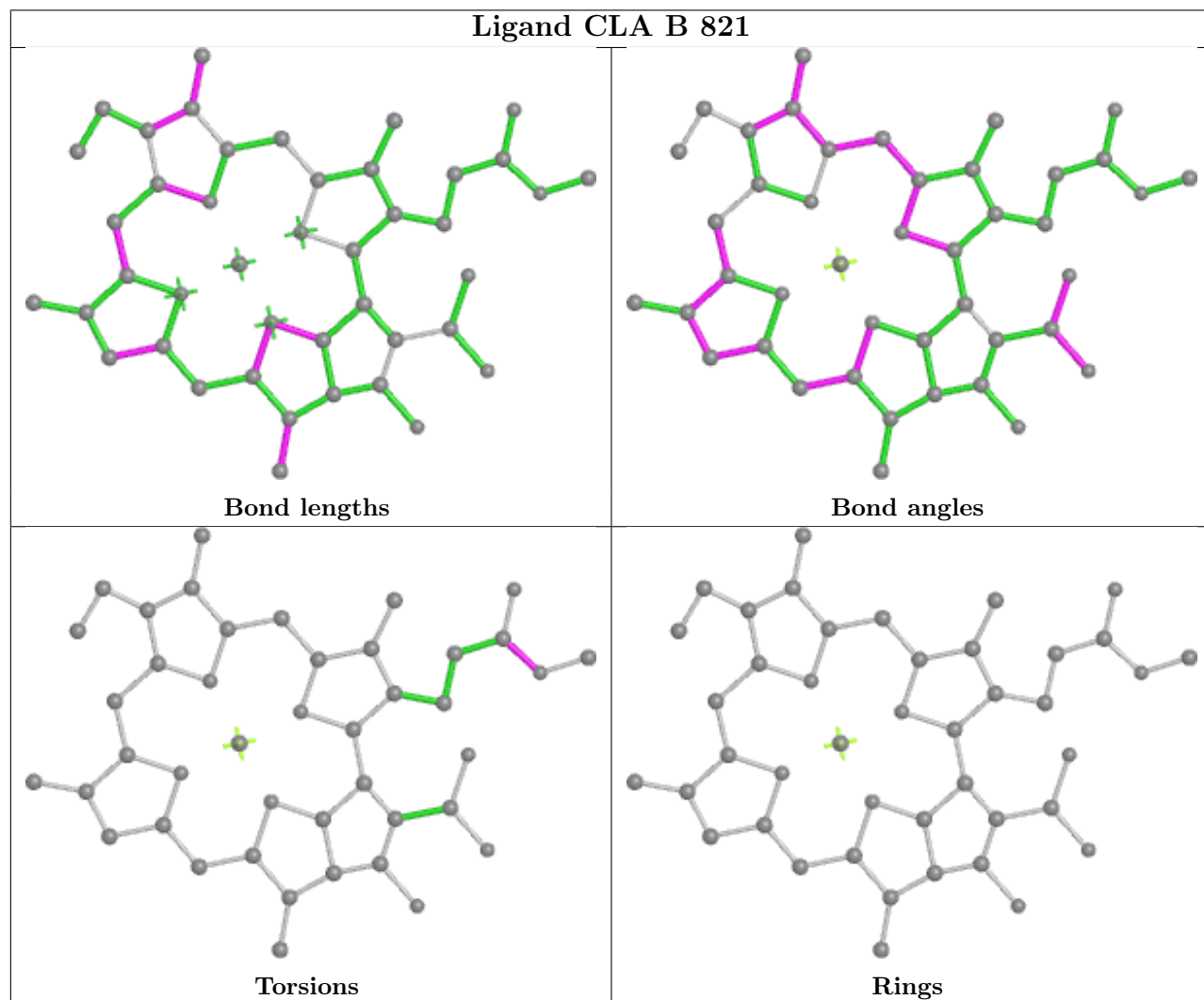




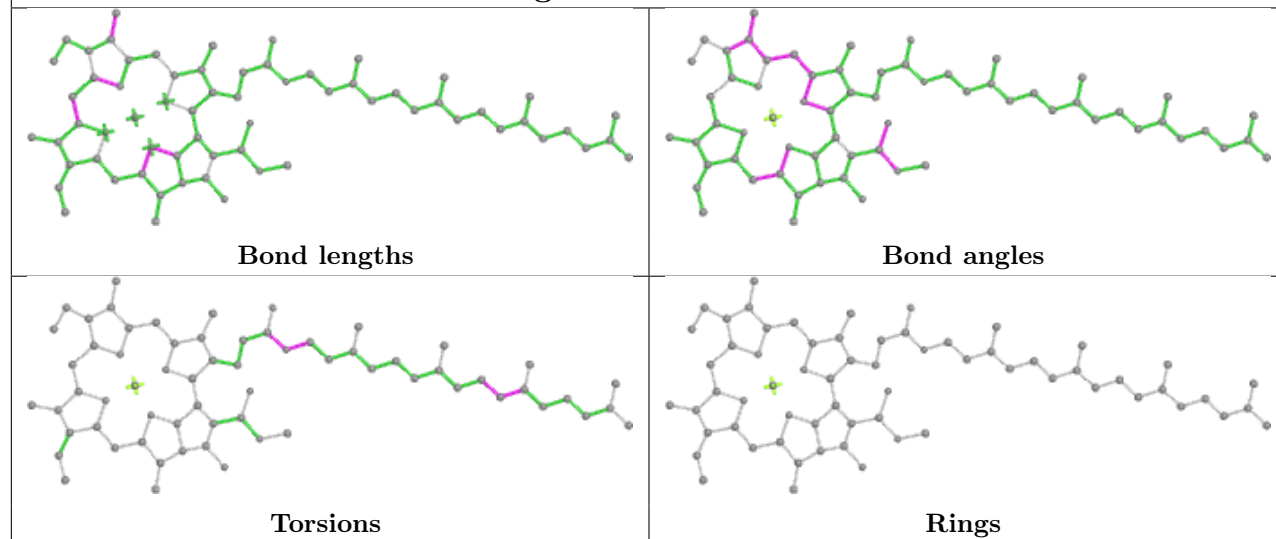
Ligand CLA A 826



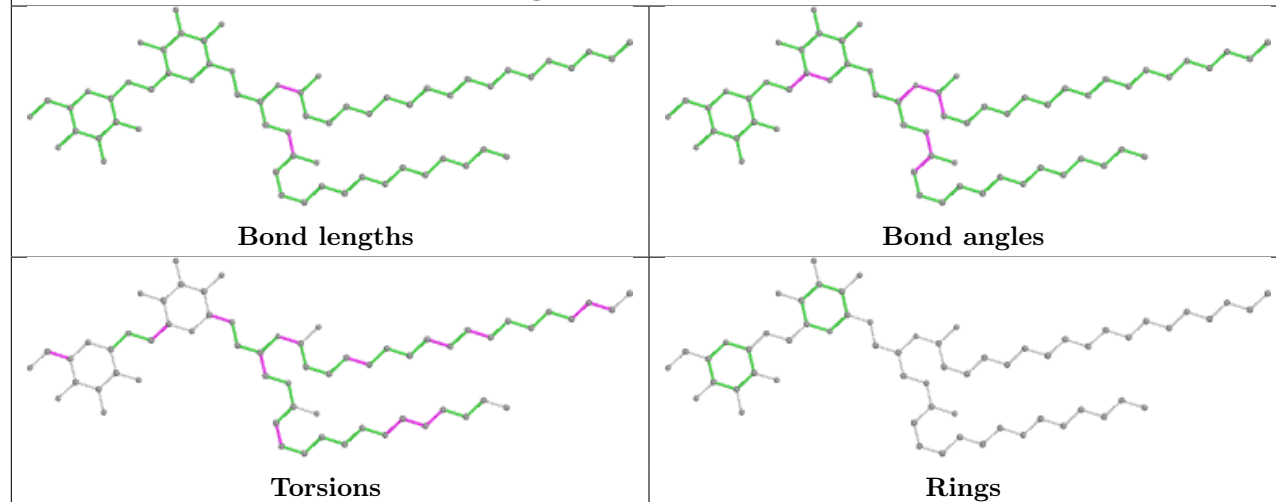
Ligand CLA B 821



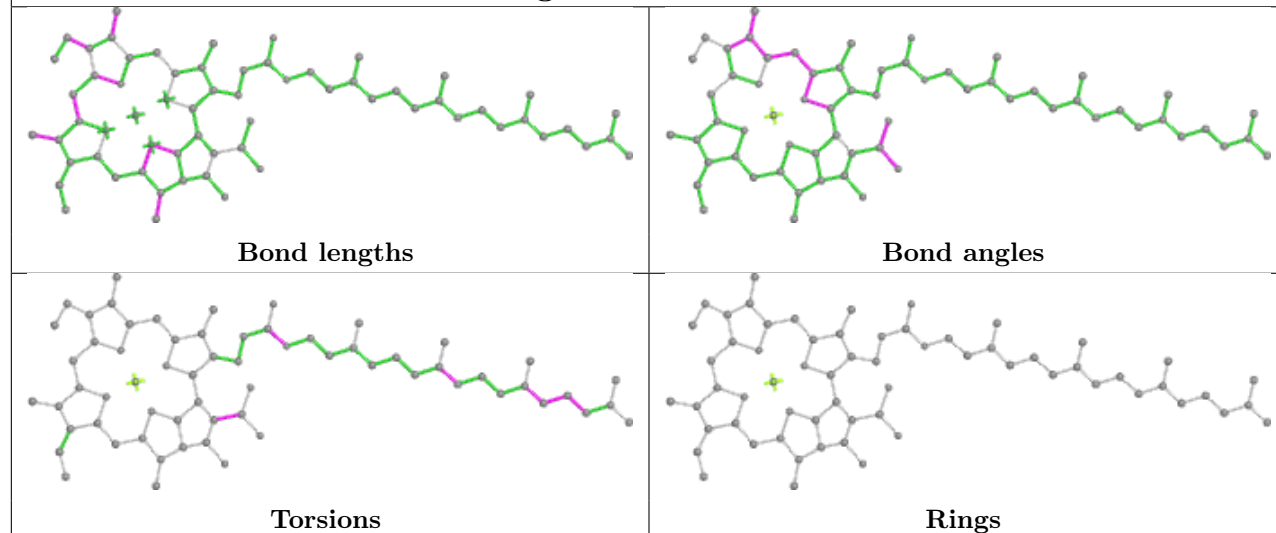
Ligand CLA Z 612



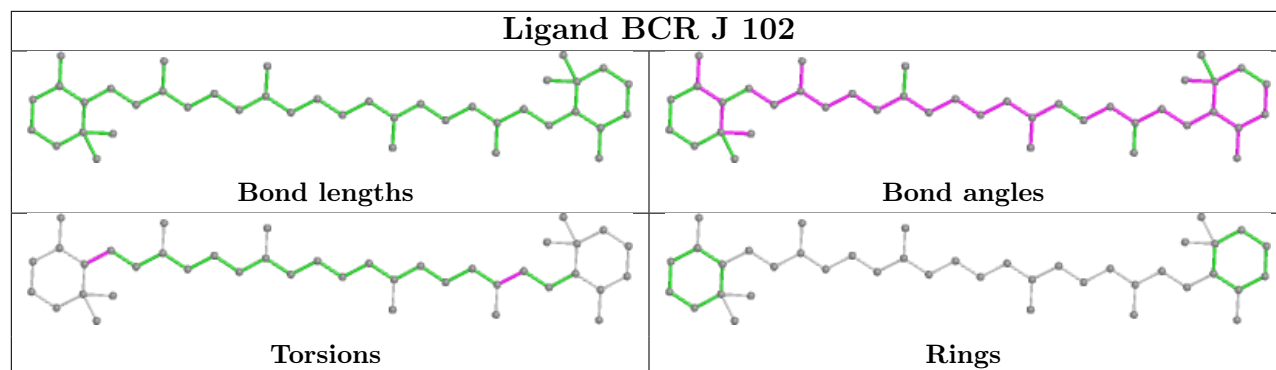
Ligand DGD B 850



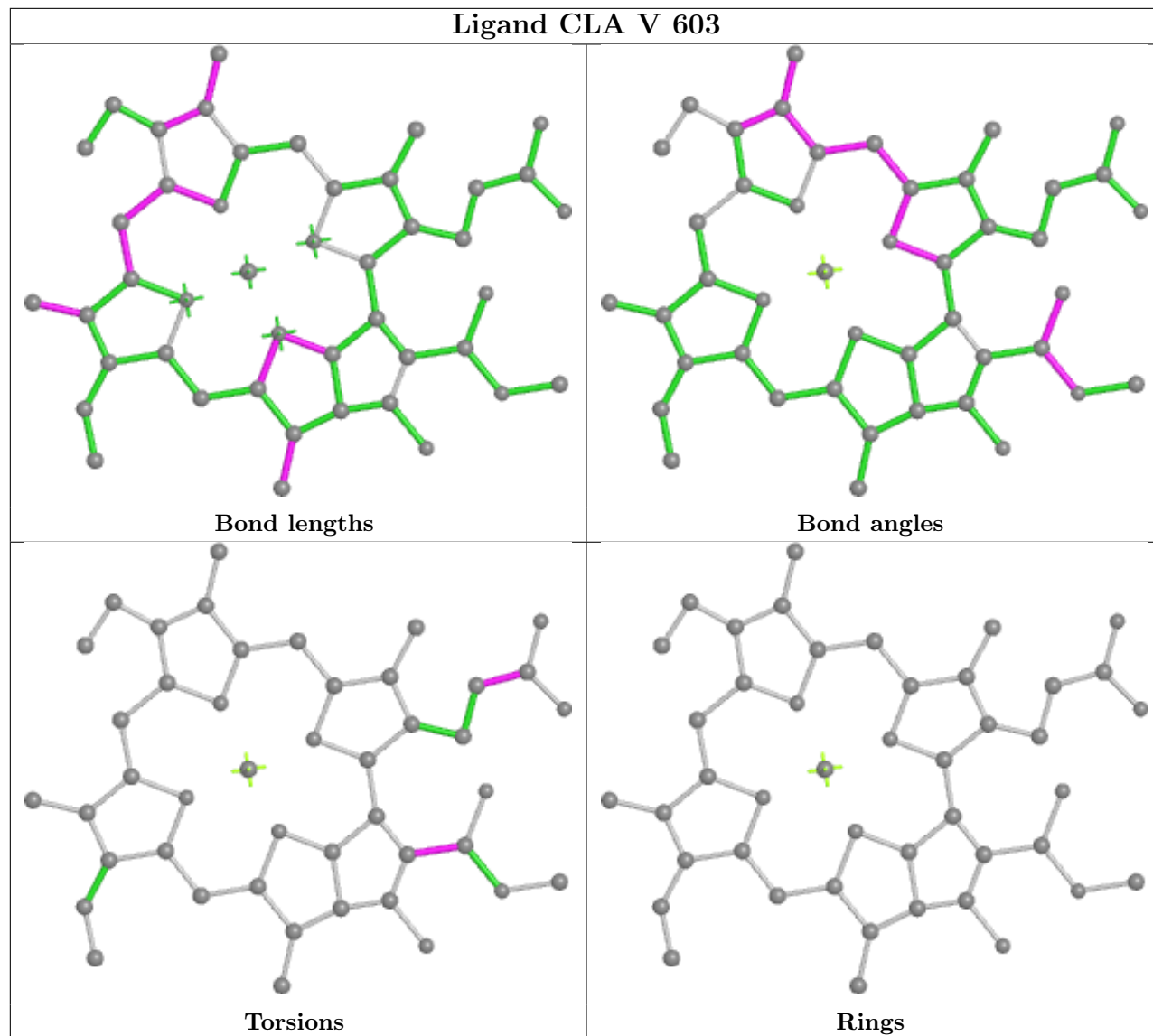
Ligand CLA 2 602



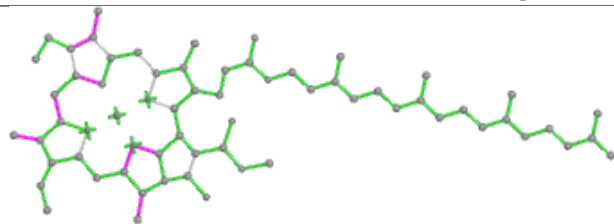
Ligand BCR J 102



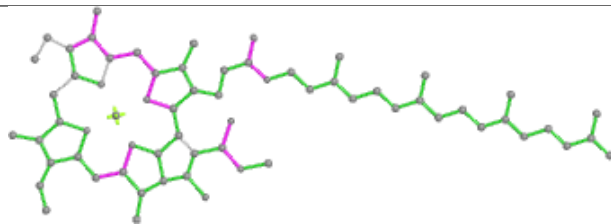
Ligand CLA V 603



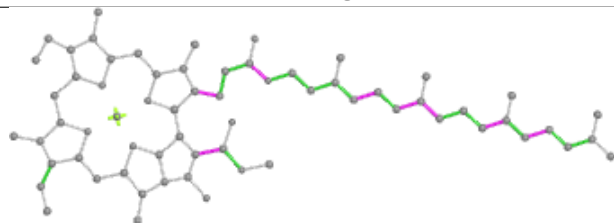
Ligand CLA B 805



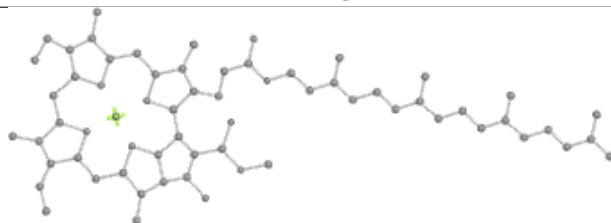
Bond lengths



Bond angles

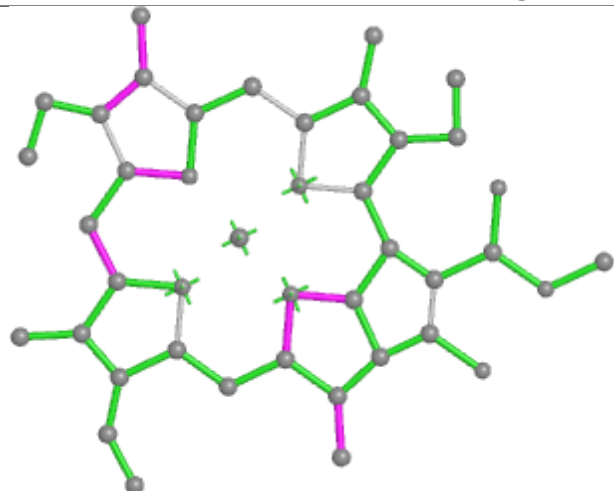


Torsions

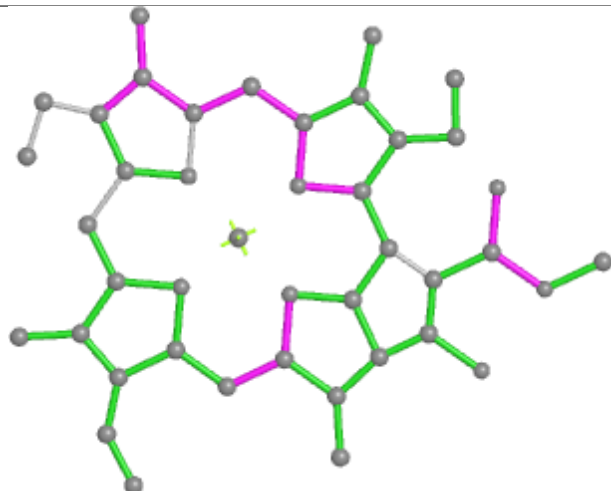


Rings

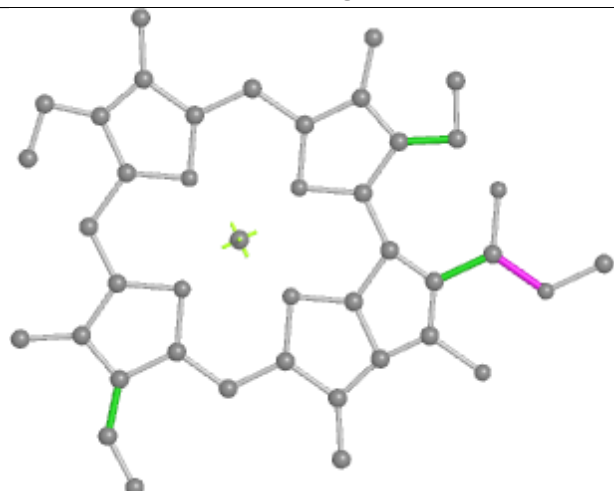
Ligand CLA G 203



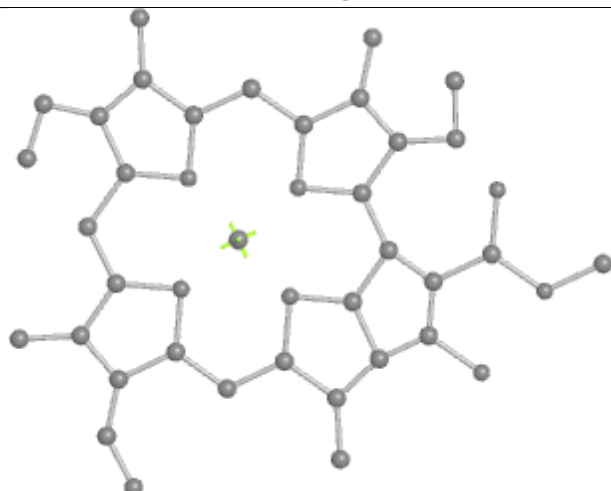
Bond lengths



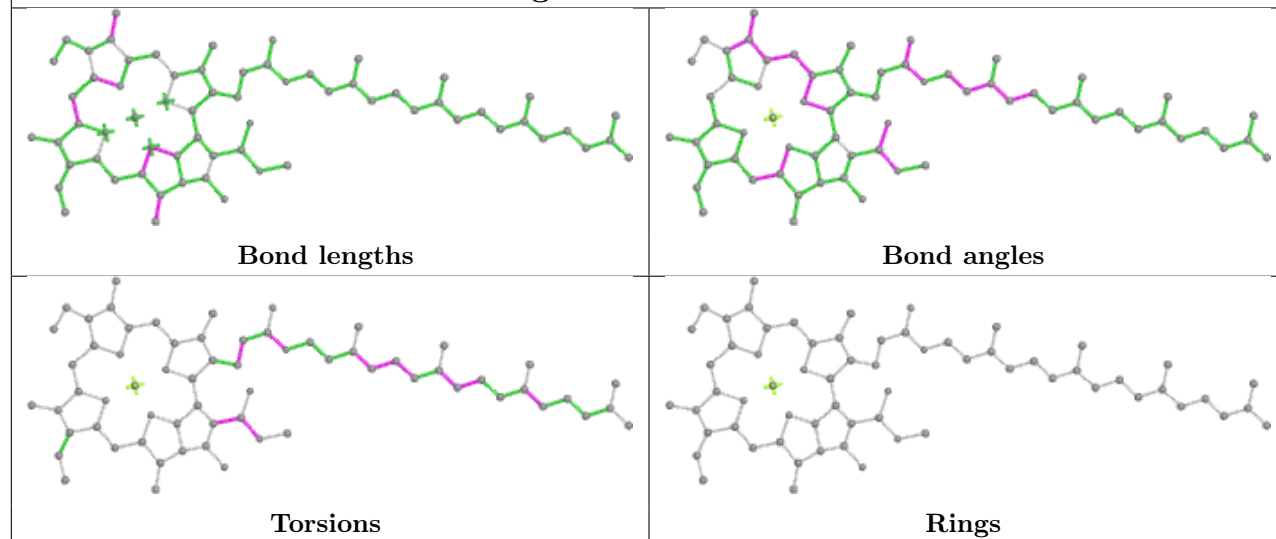
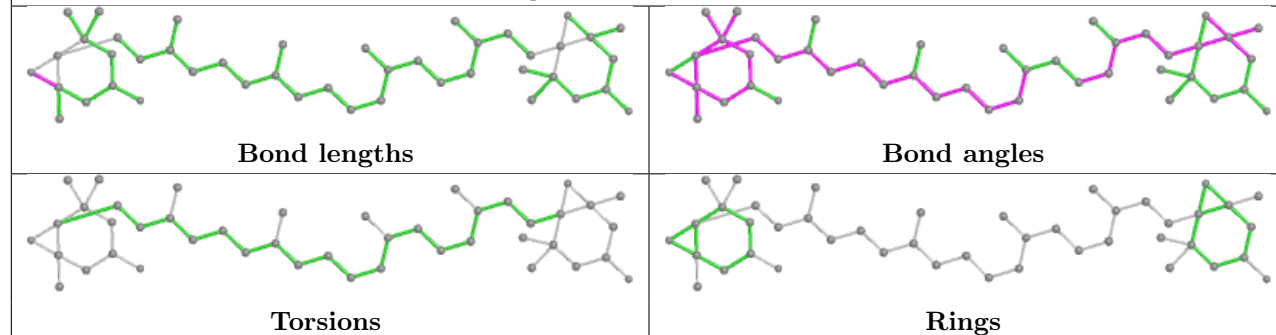
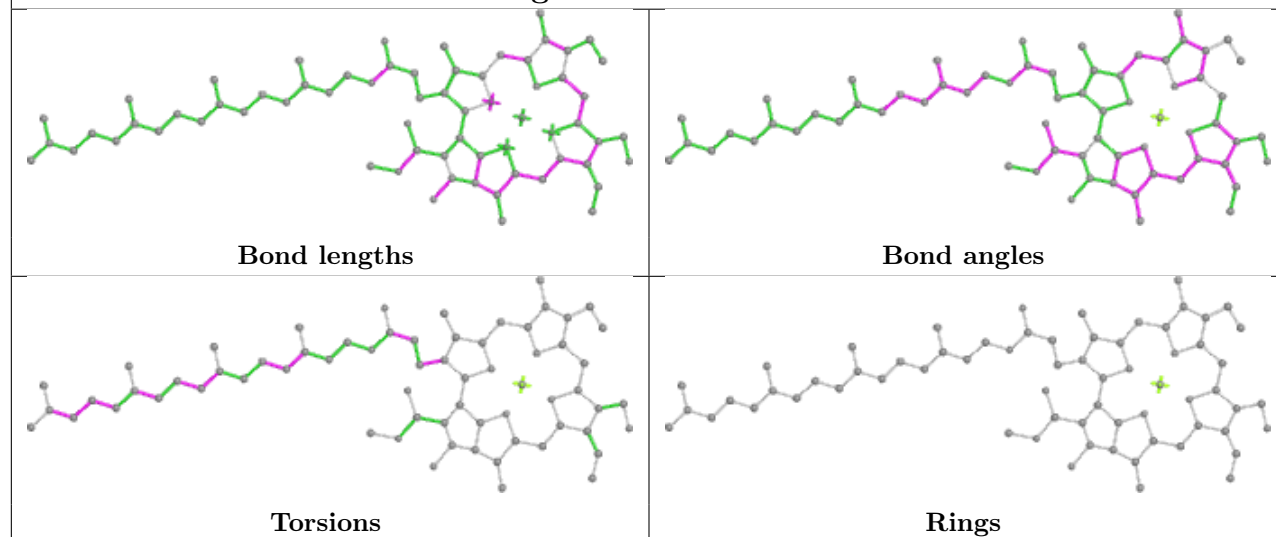
Bond angles



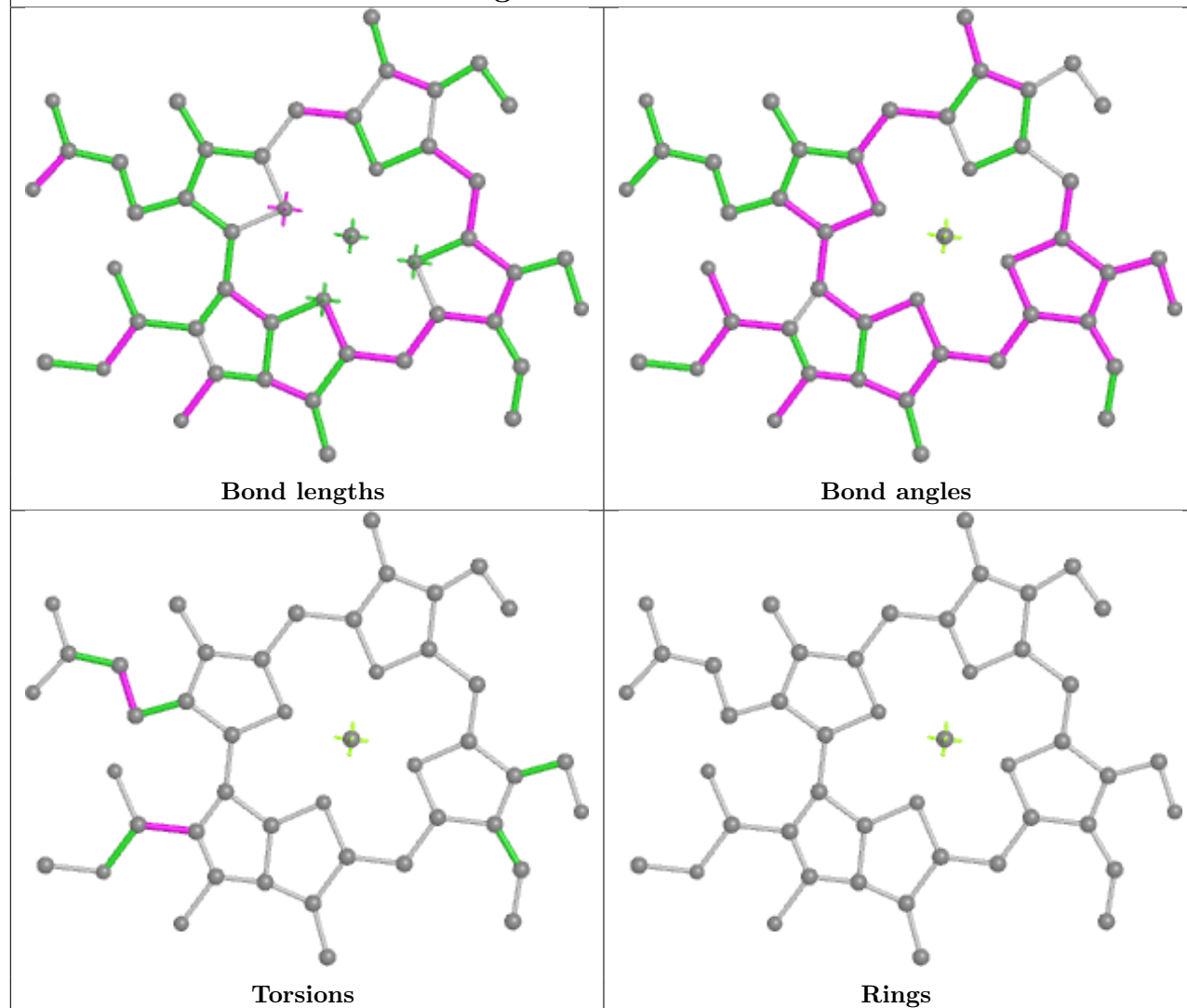
Torsions



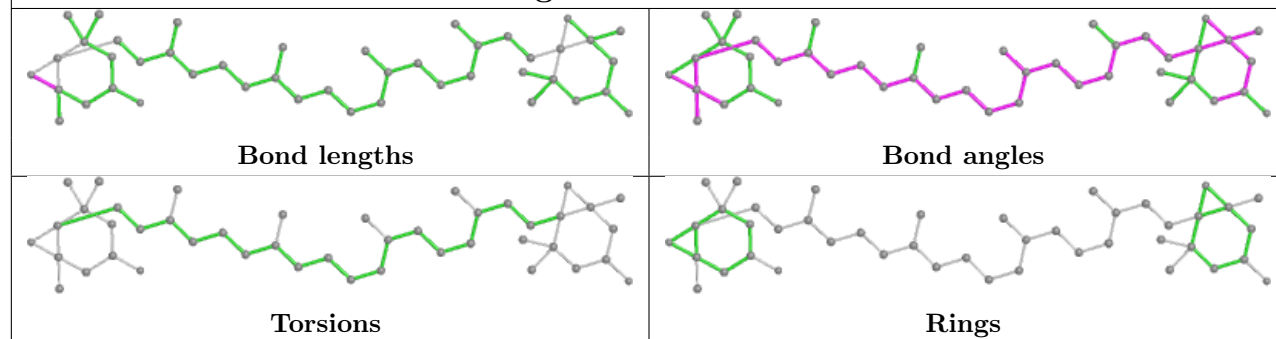
Rings

Ligand CLA Y 613**Ligand XAT Z 1622****Ligand CHL Y 609**

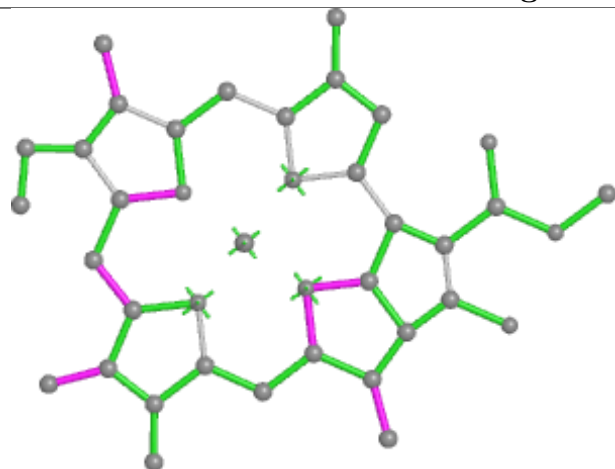
Ligand CHL X 605



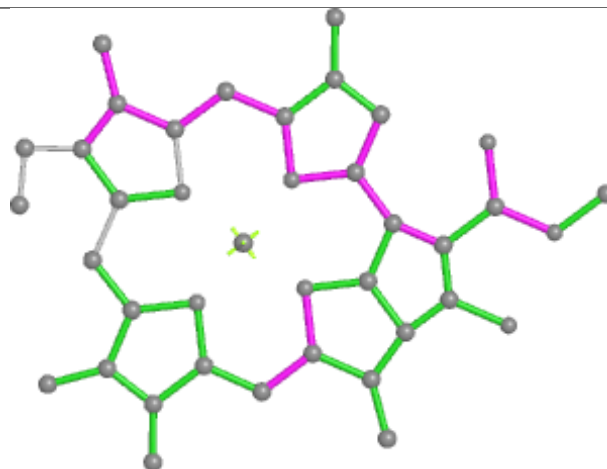
Ligand XAT 7 620



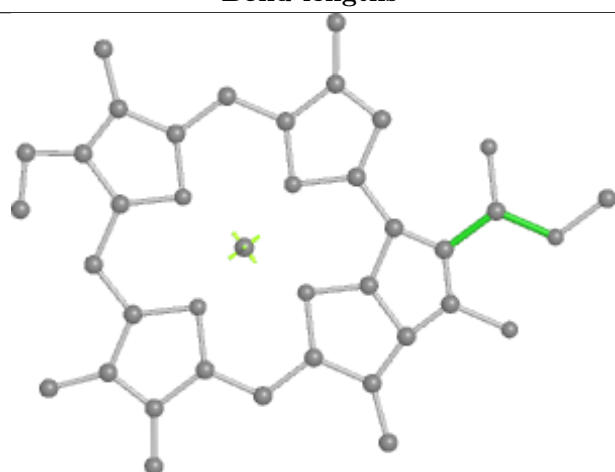
Ligand CLA 1 610



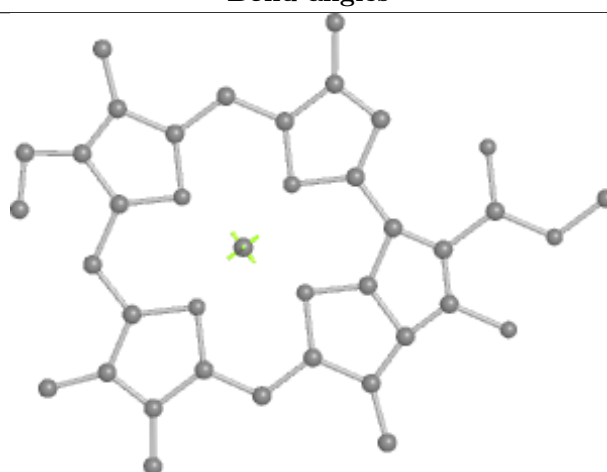
Bond lengths



Bond angles

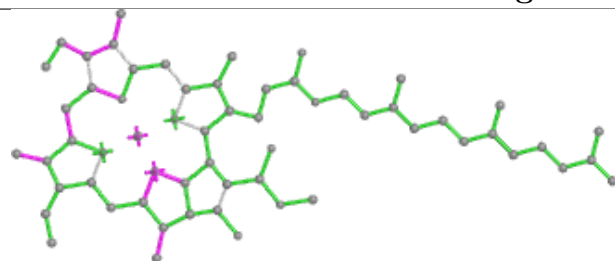


Torsions

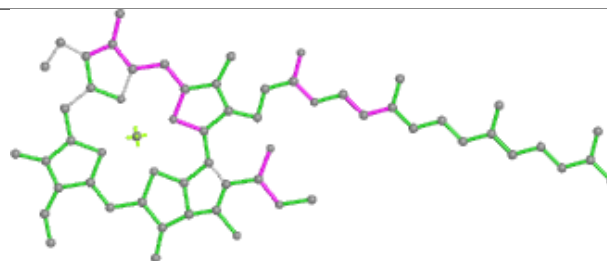


Rings

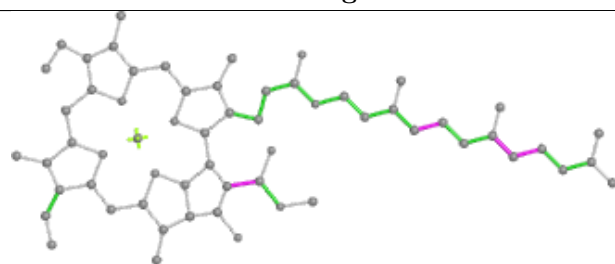
Ligand CLA V 602



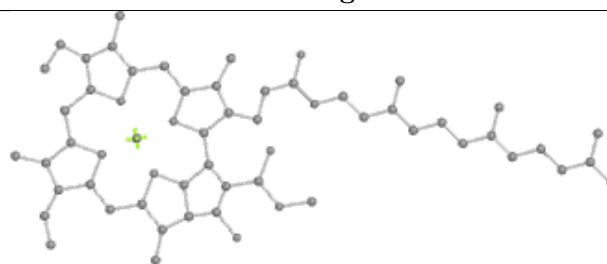
Bond lengths



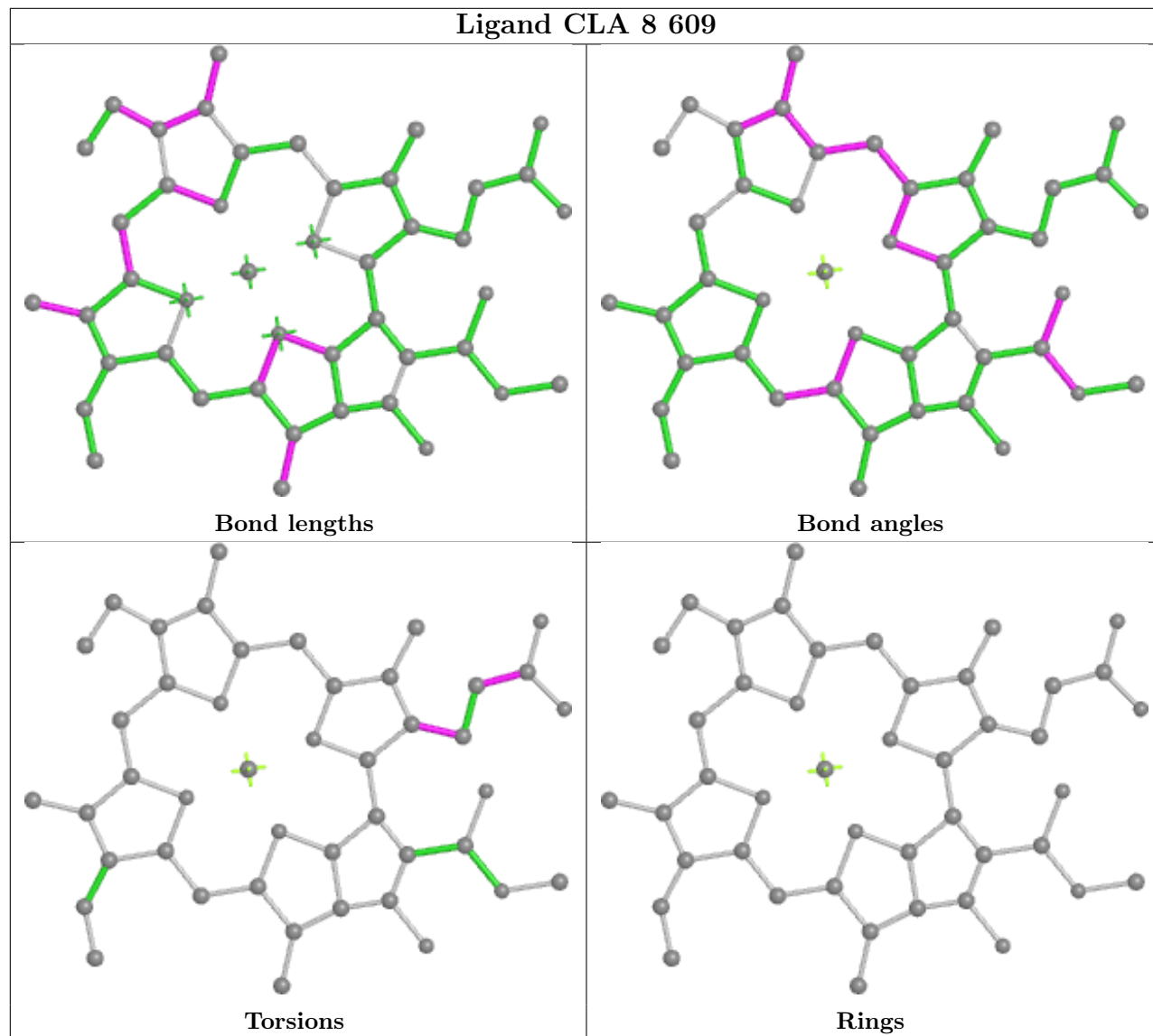
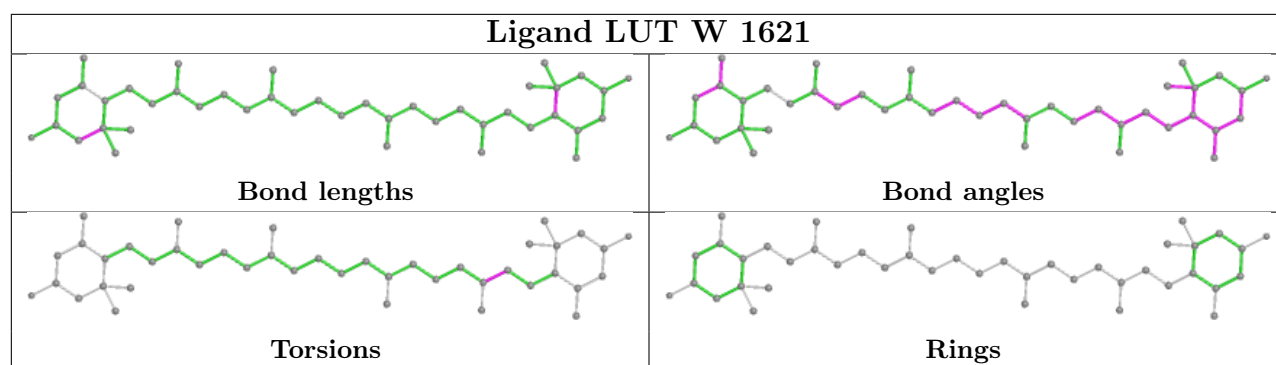
Bond angles

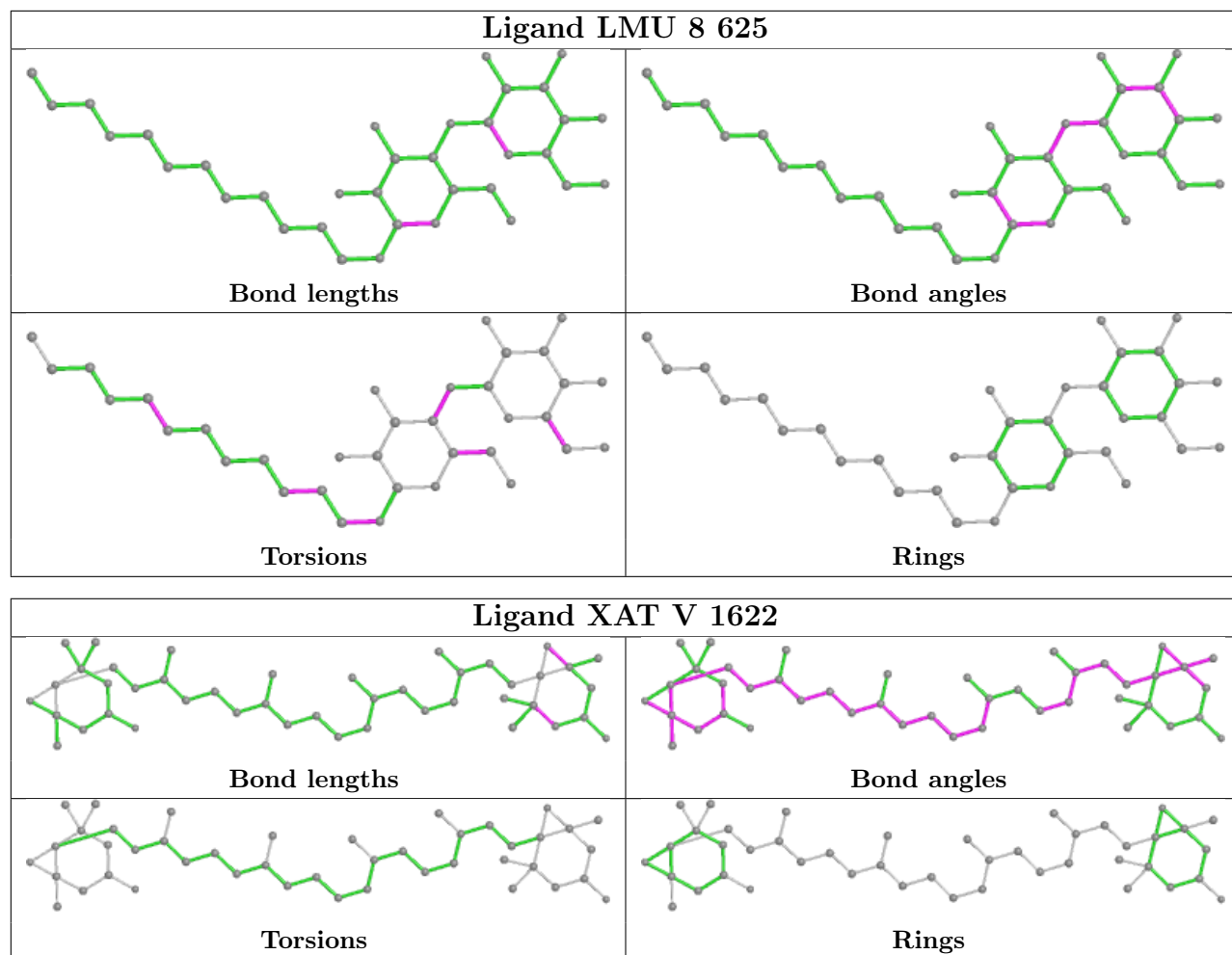


Torsions

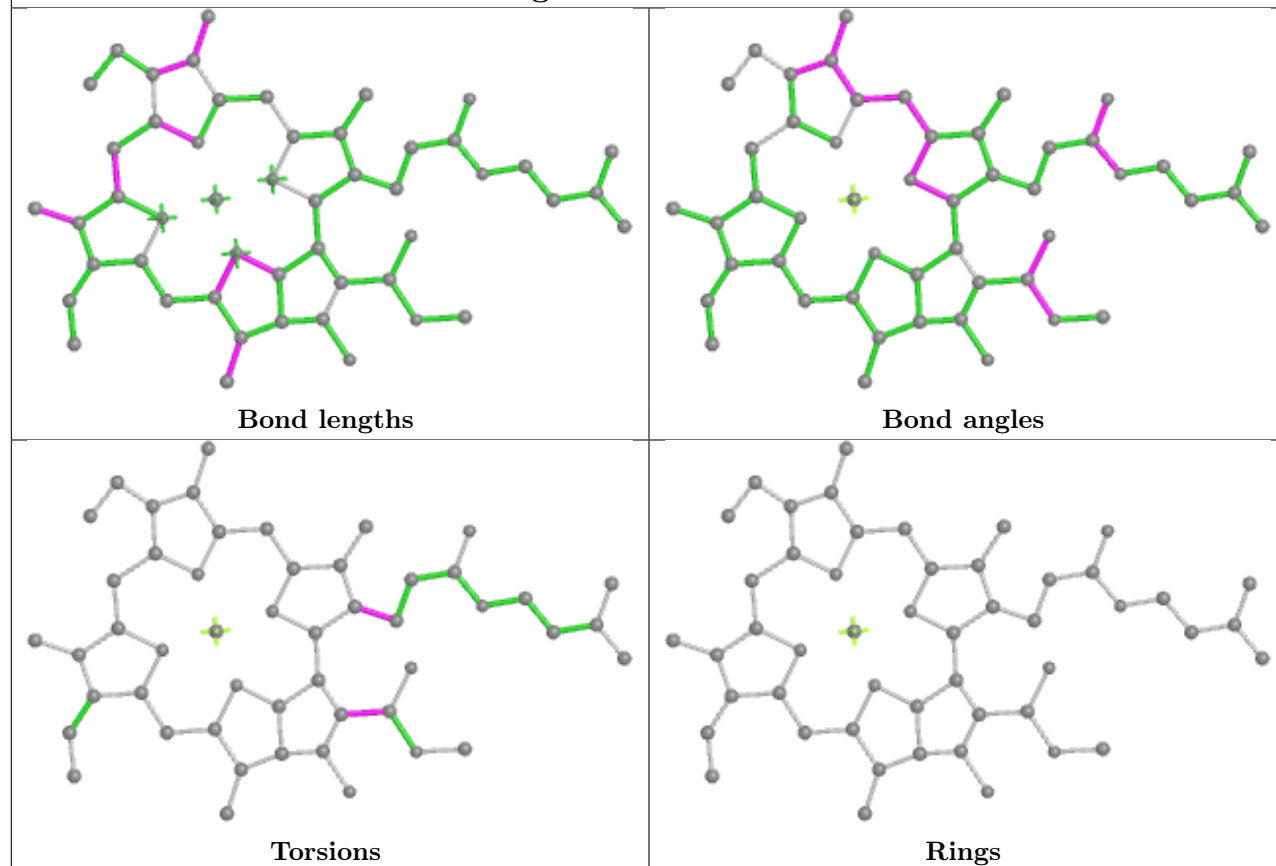


Rings

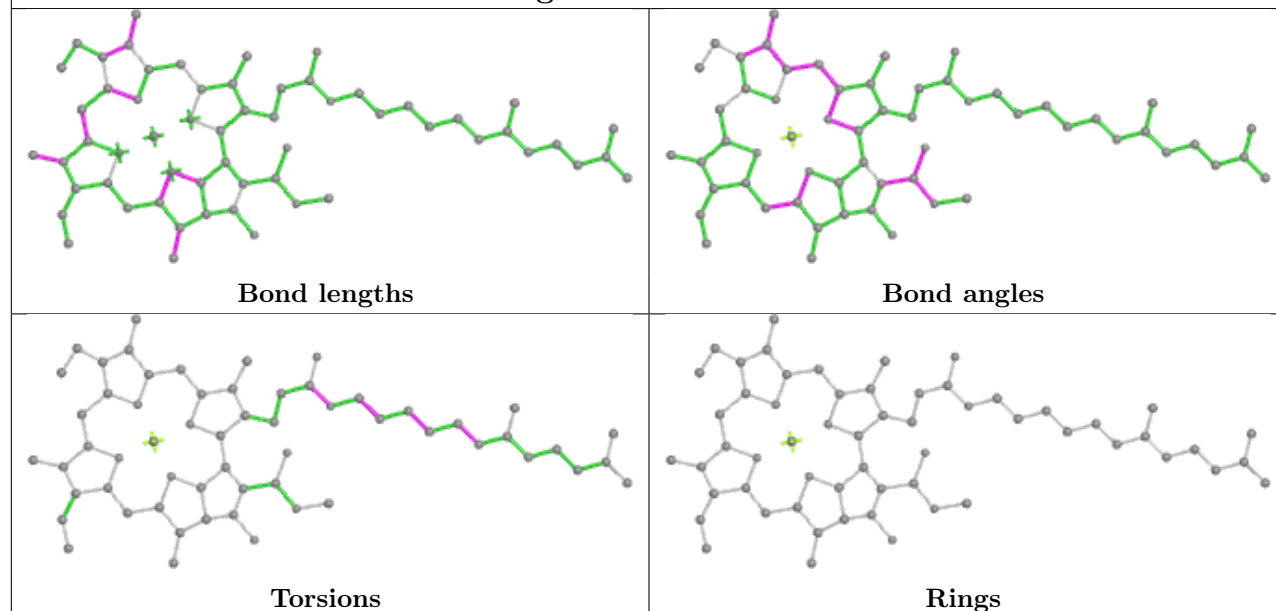




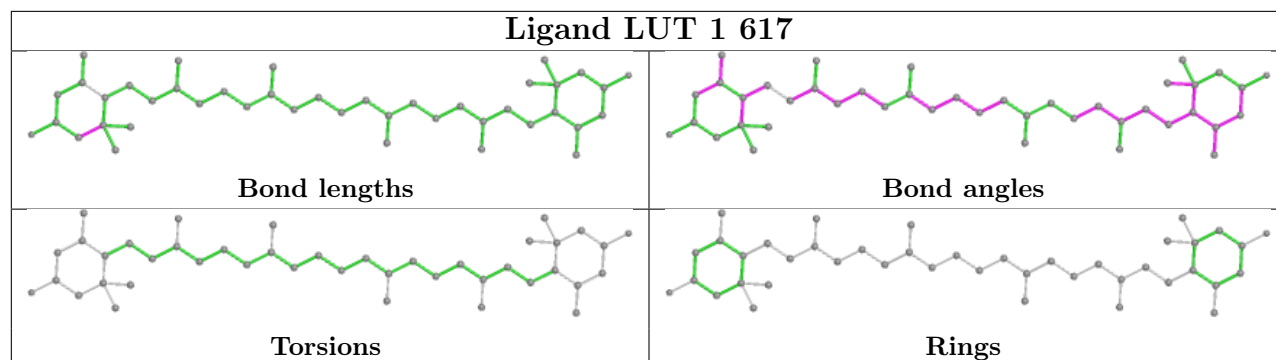
Ligand CLA A 845



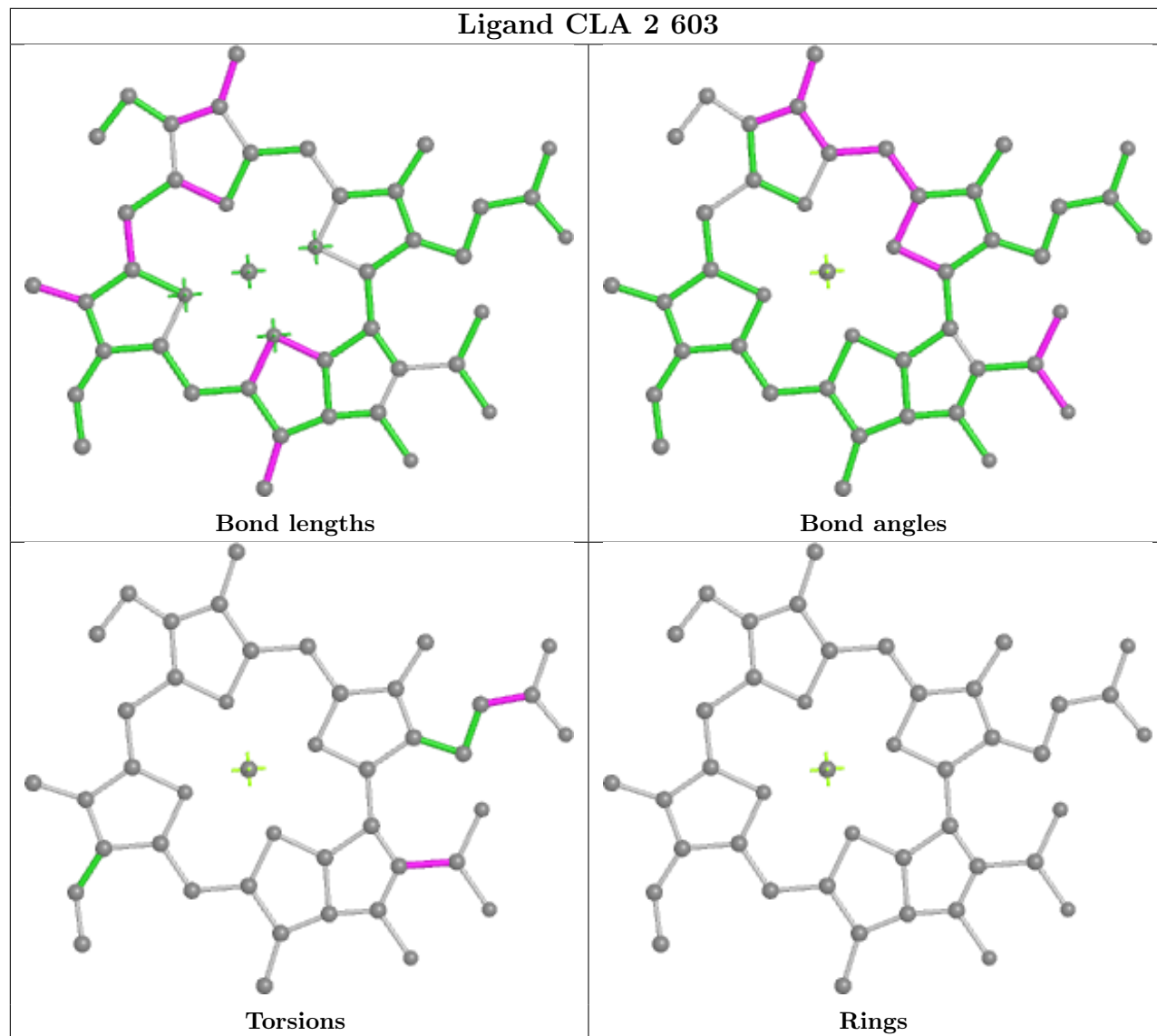
Ligand CLA 7 611



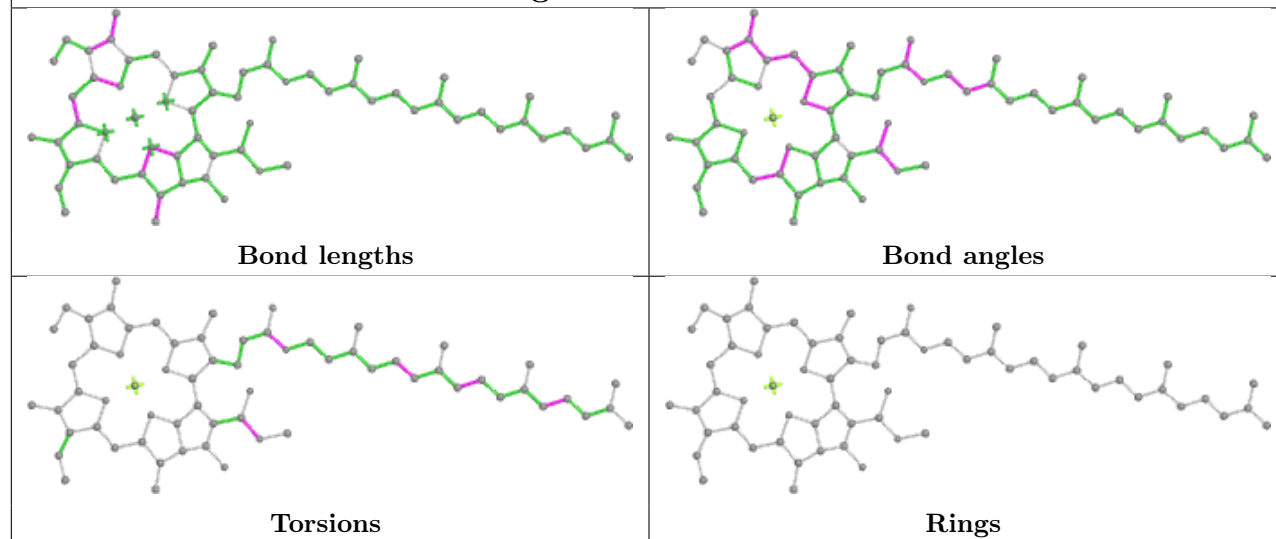
Ligand LUT 1 617



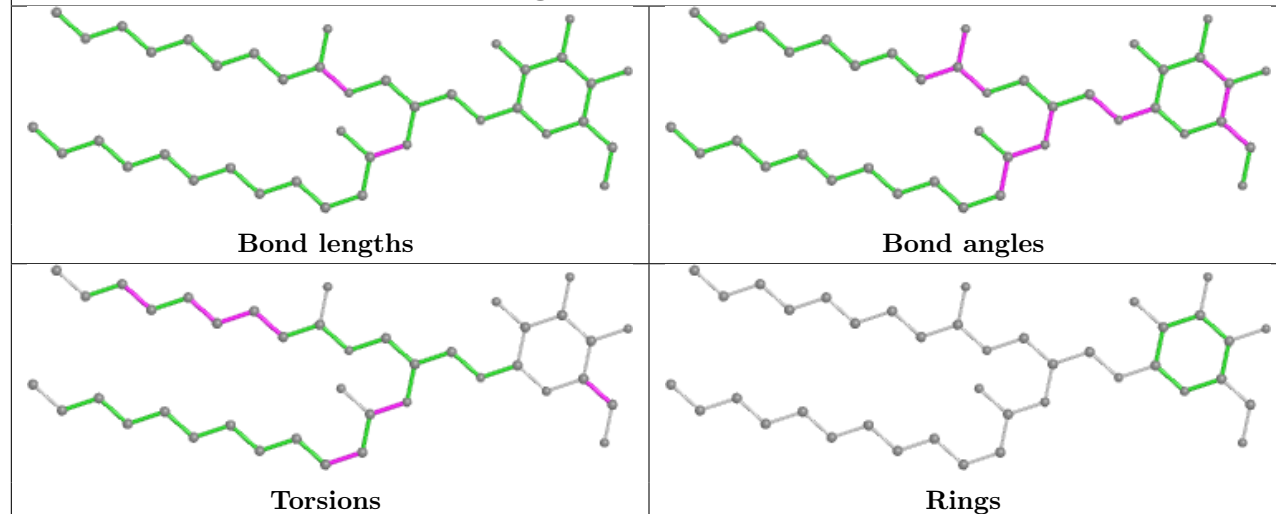
Ligand CLA 2 603



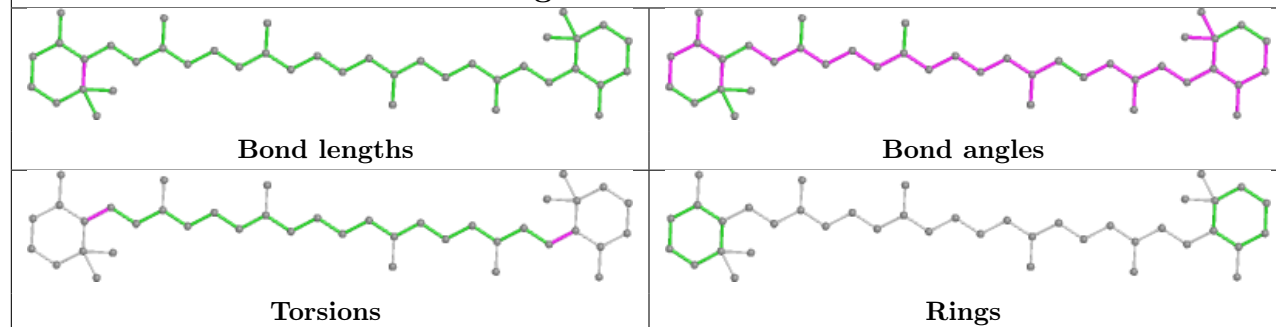
Ligand CLA Y 610



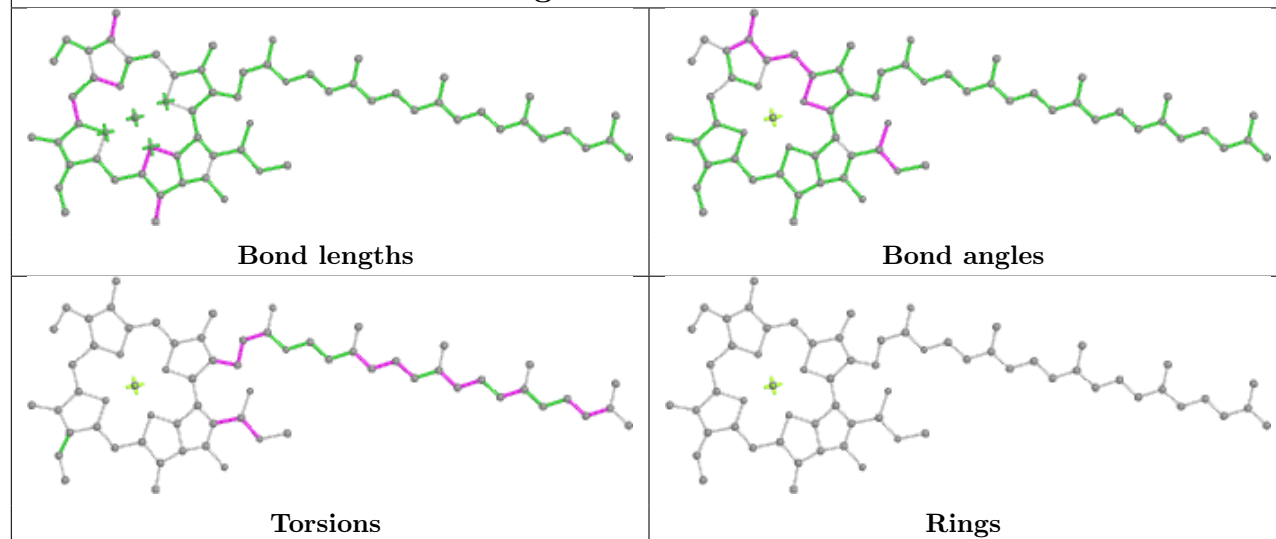
Ligand LMG 4 624



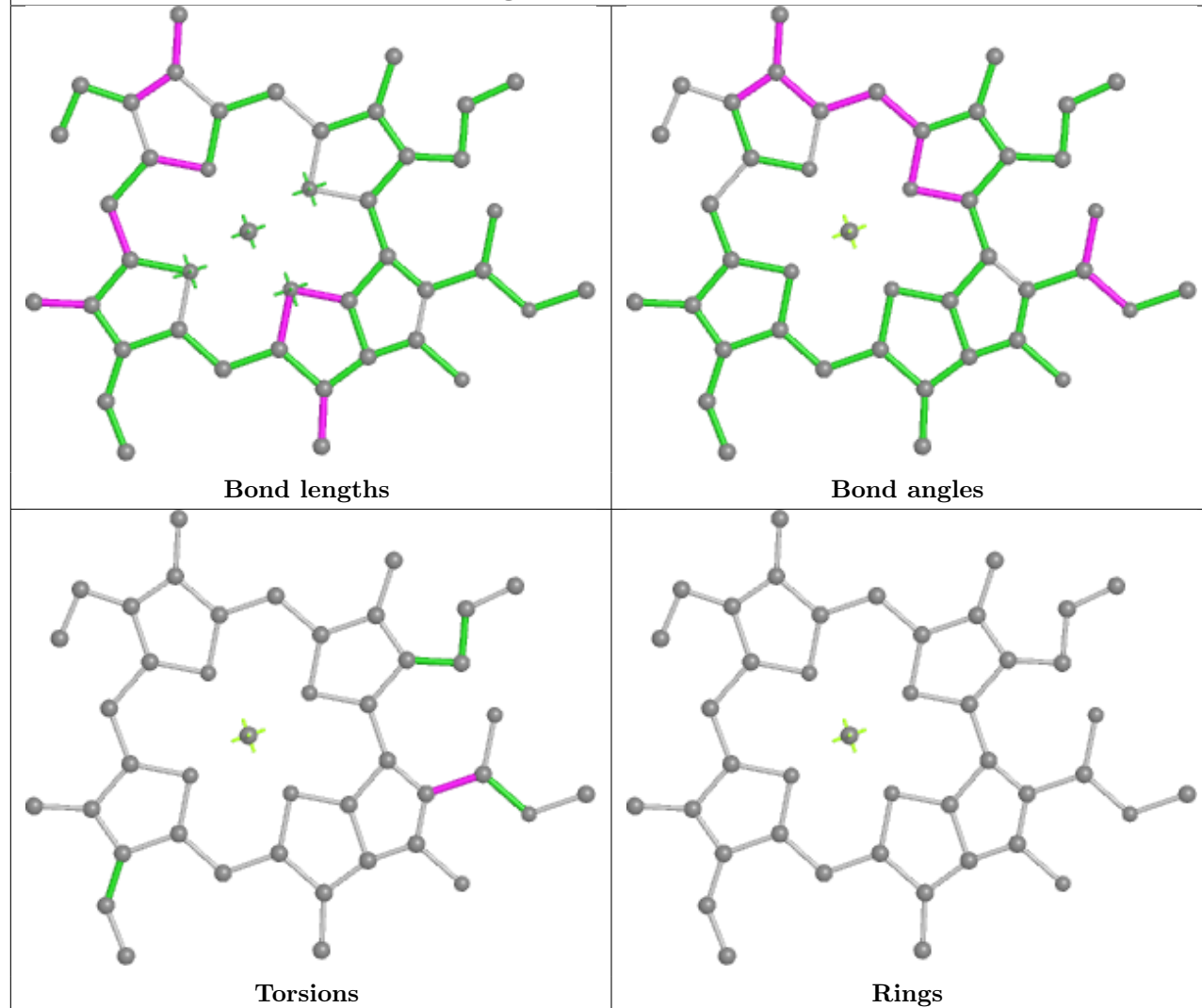
Ligand BCR 4 621



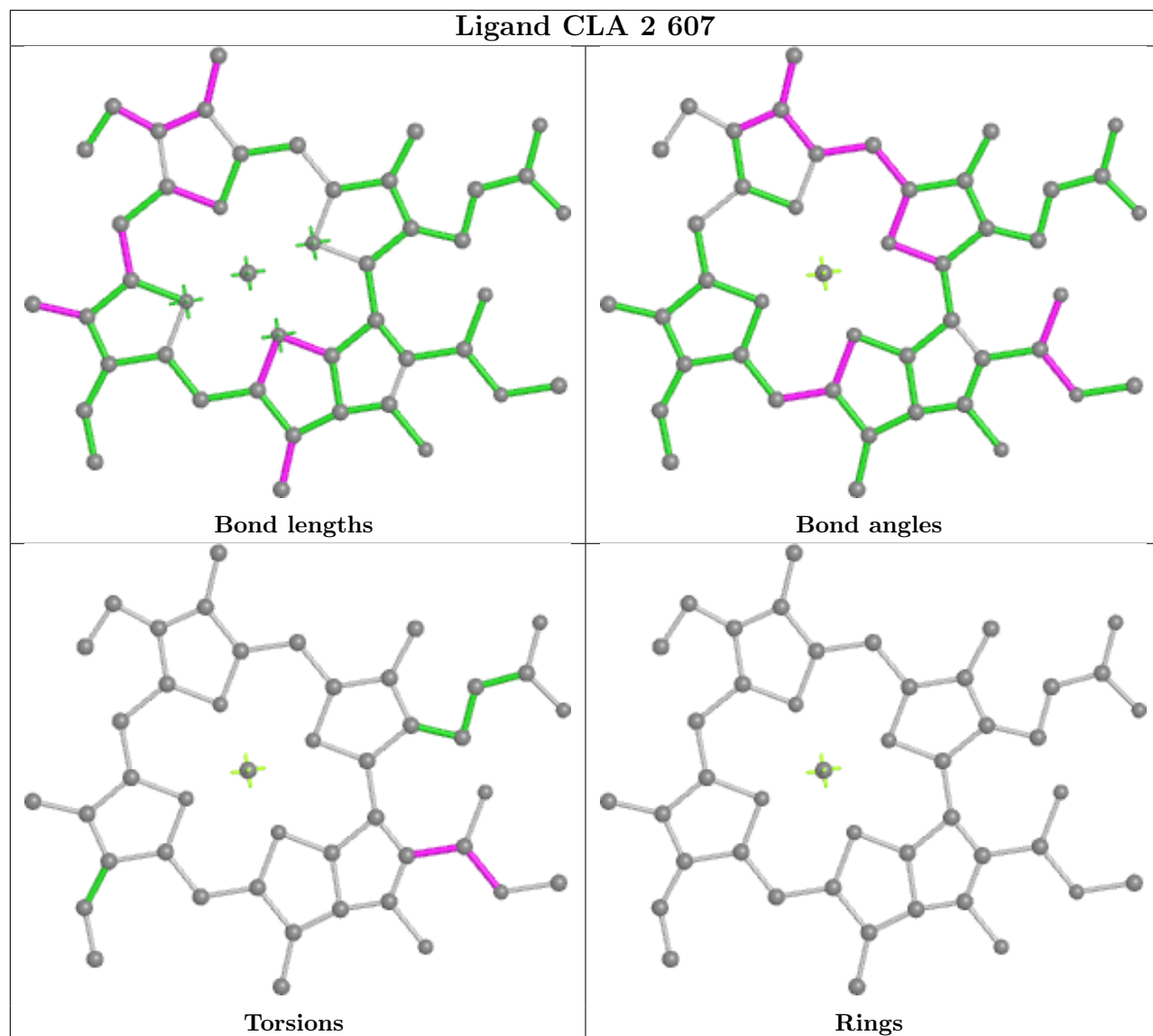
Ligand CLA Z 603



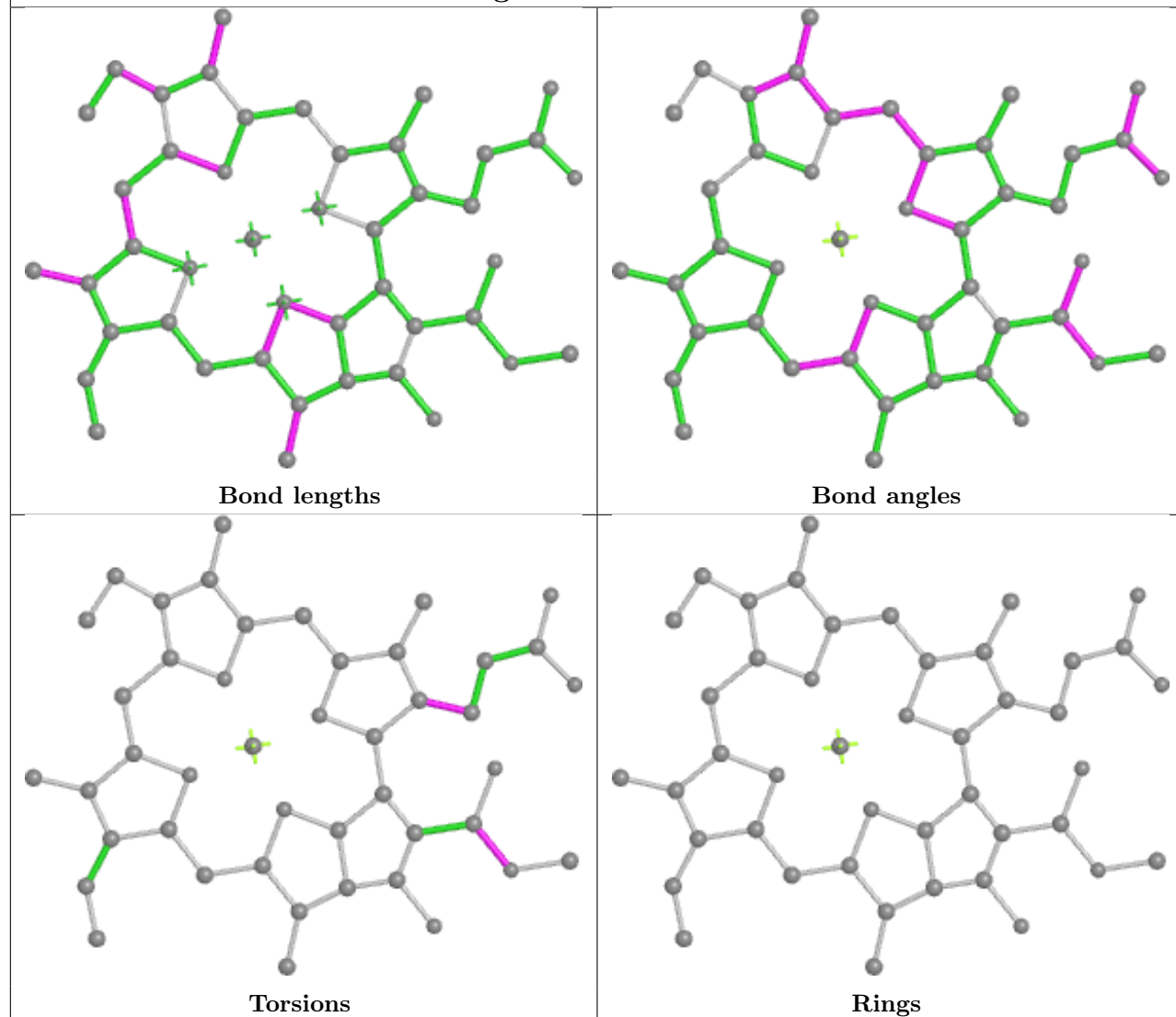
Ligand CLA U 612



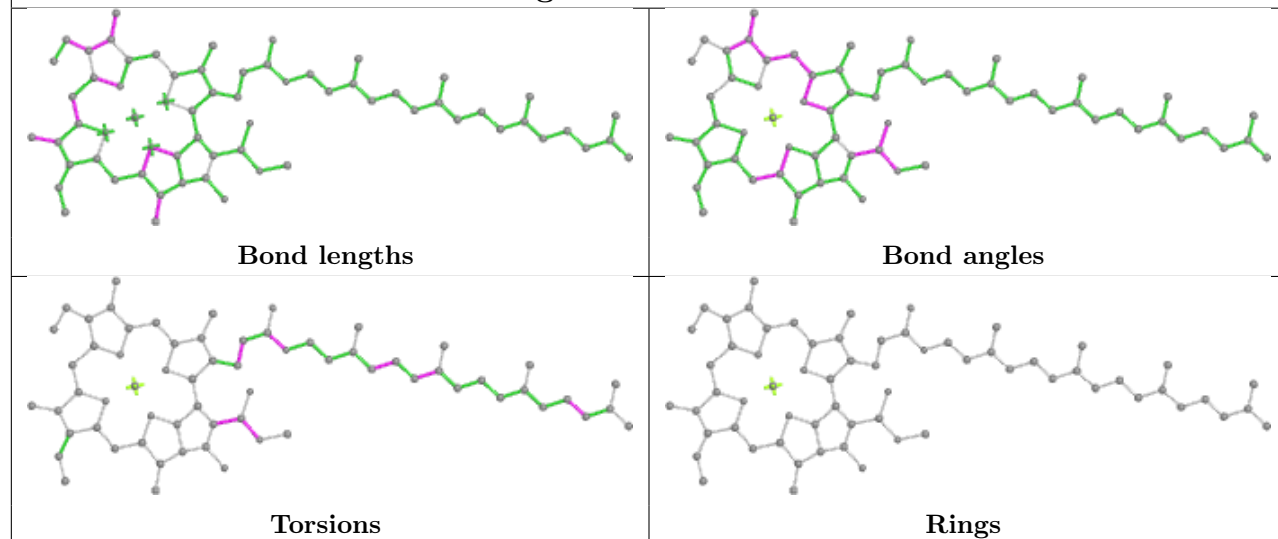
Ligand CLA 2 607

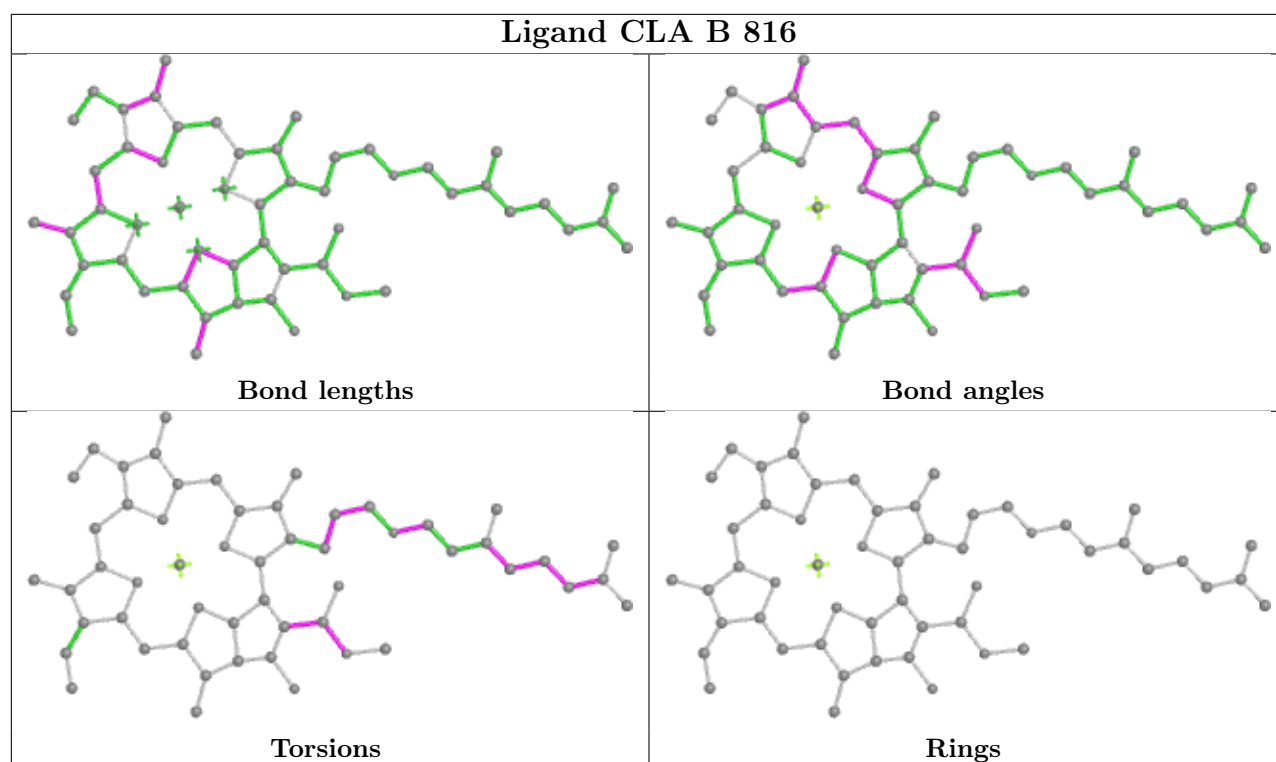


Ligand CLA a 607

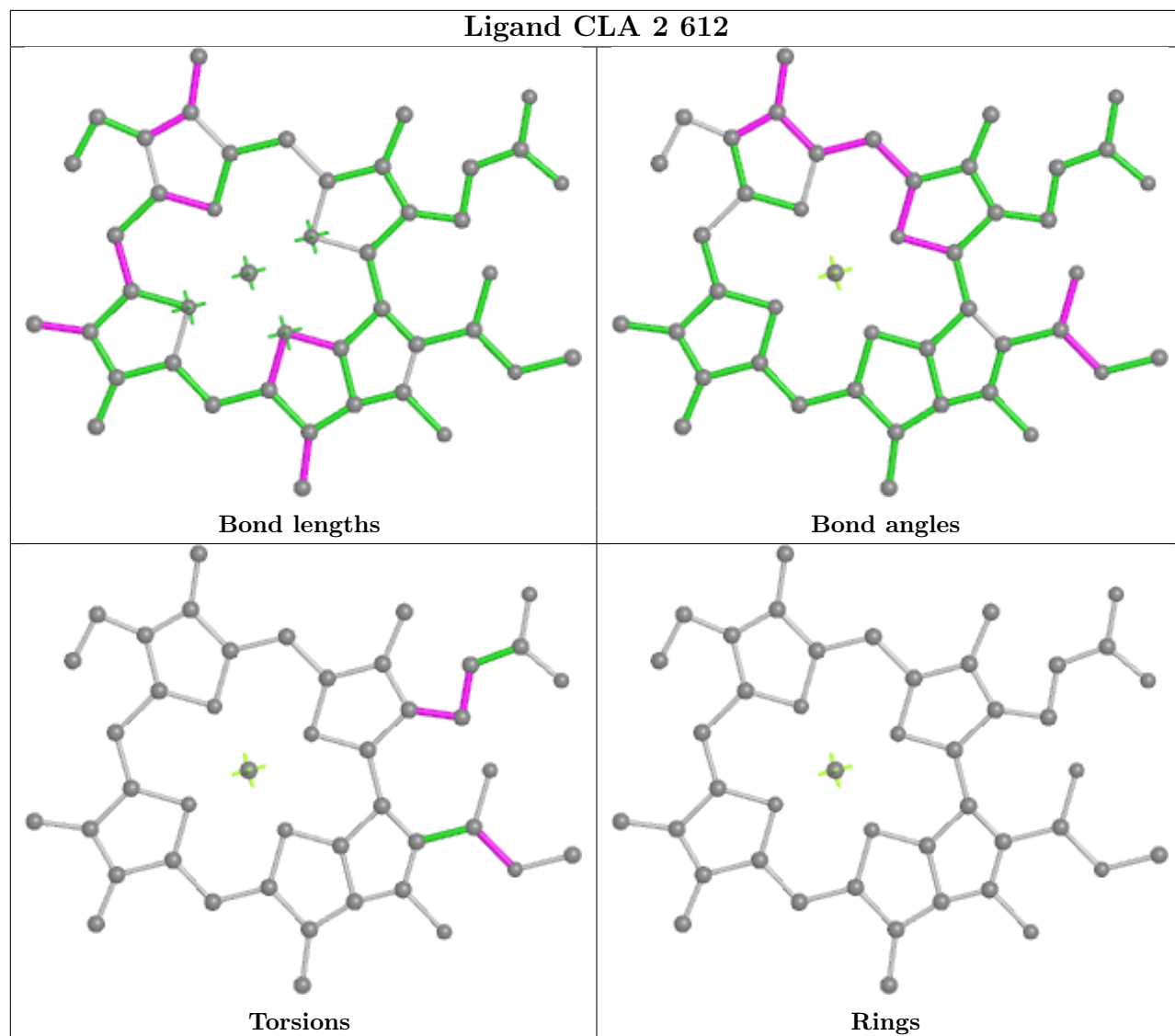


Ligand CLA 6 602

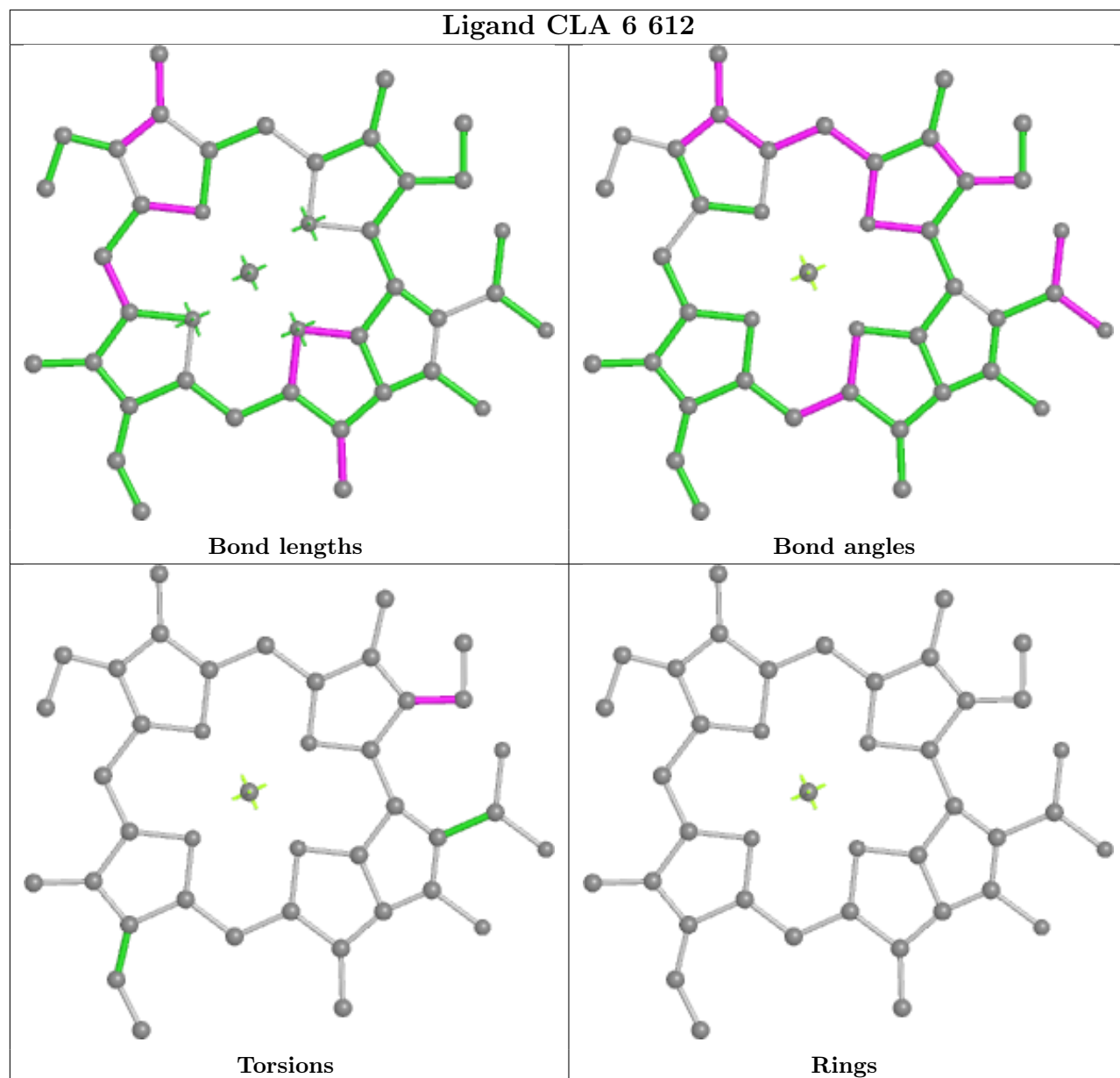


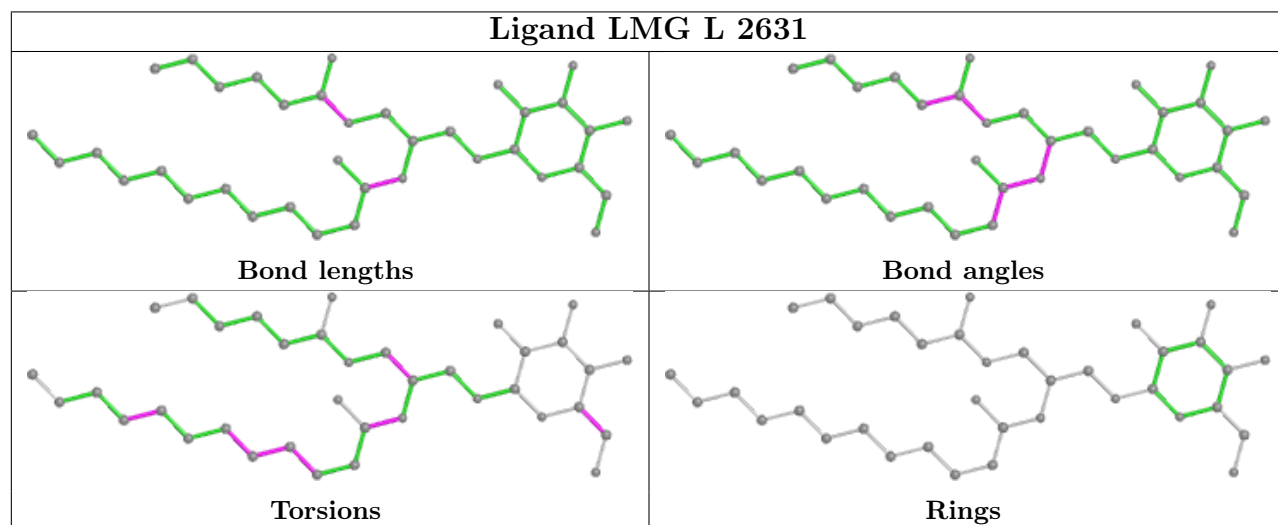
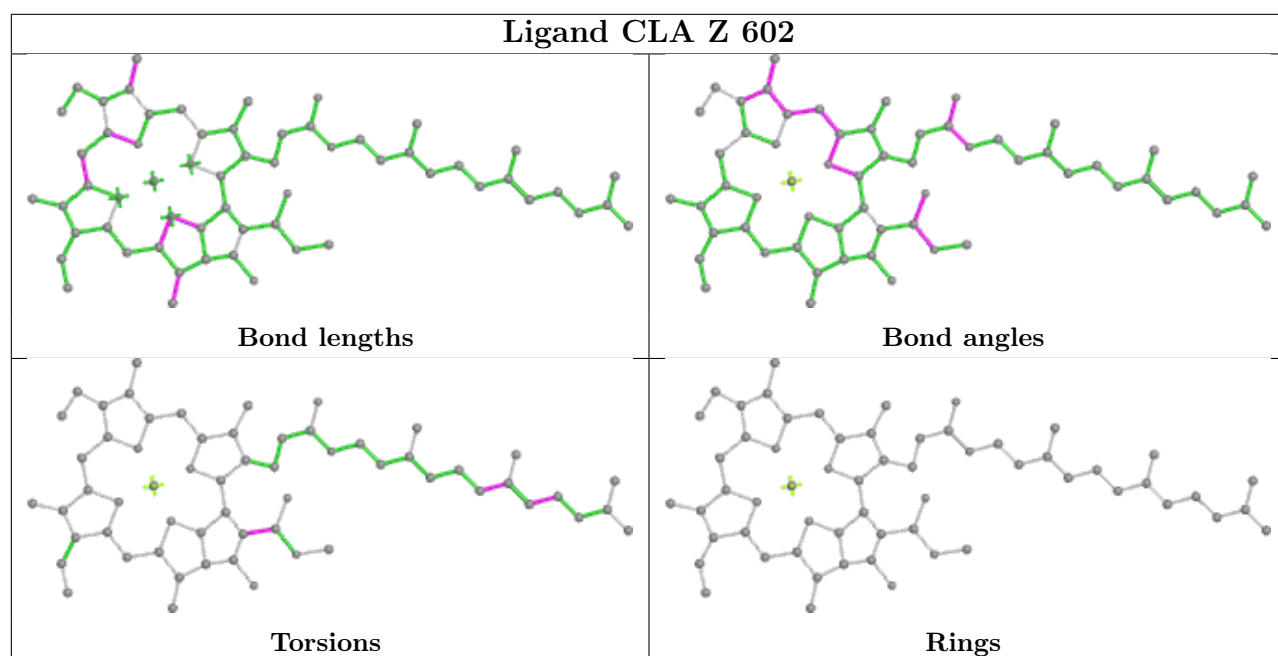


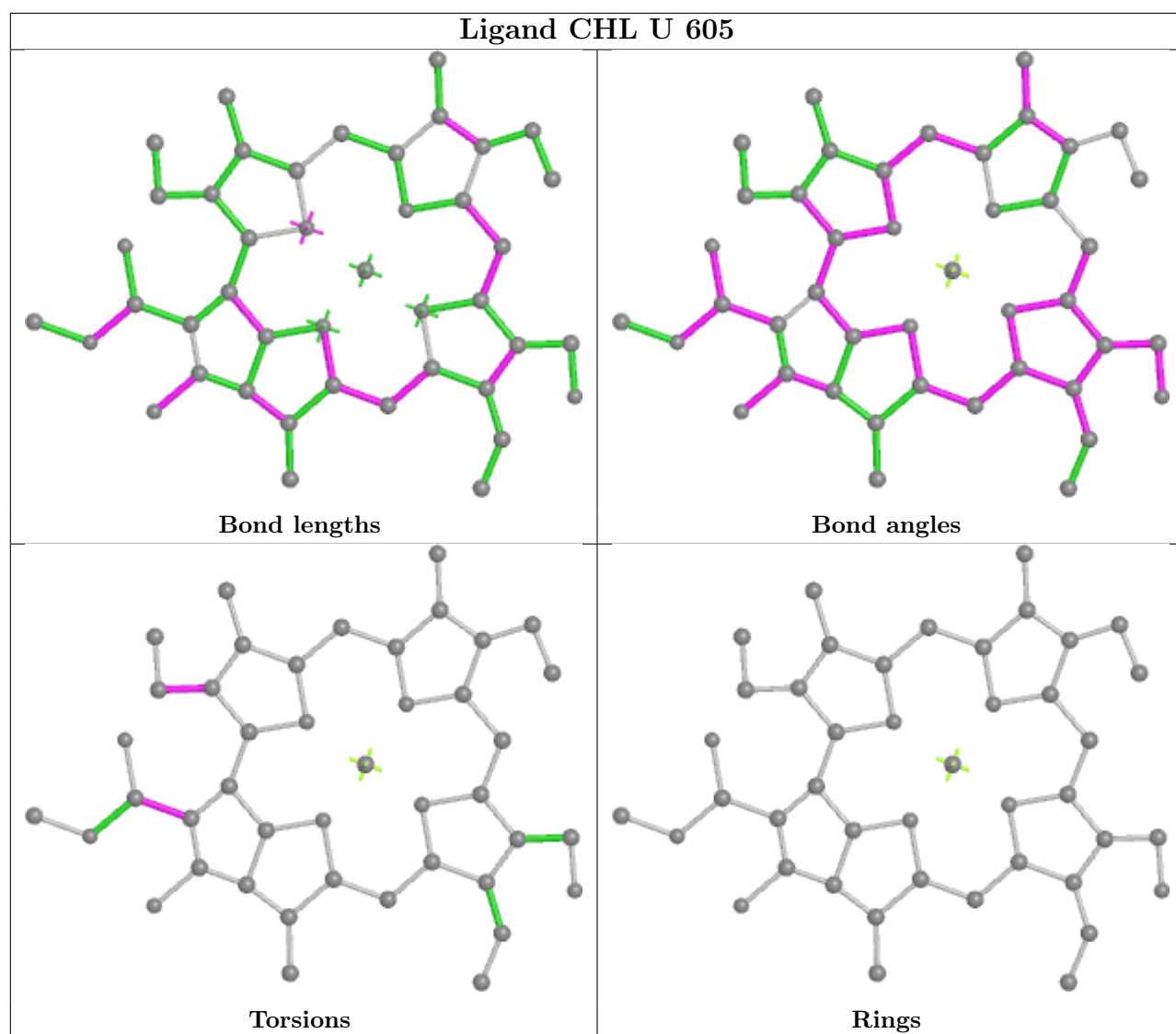
Ligand CLA 2 612



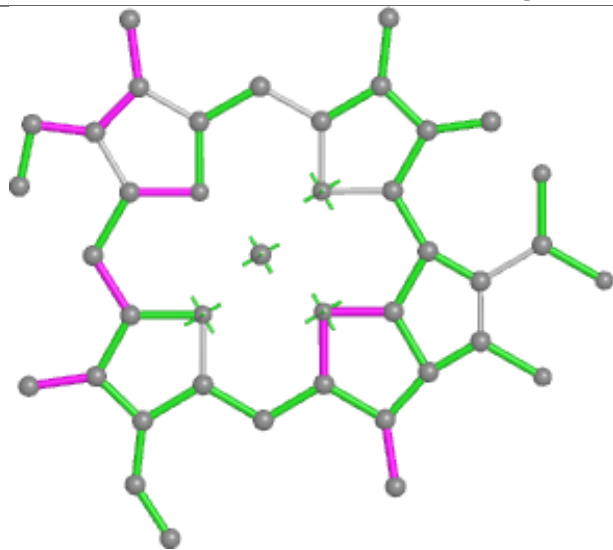
Ligand CLA 6 612



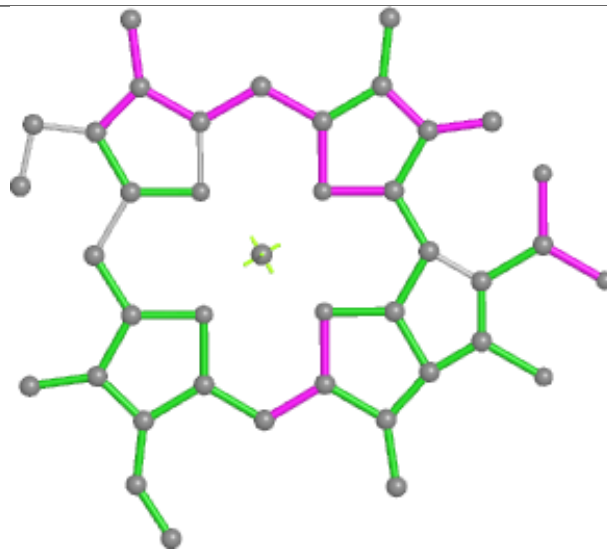




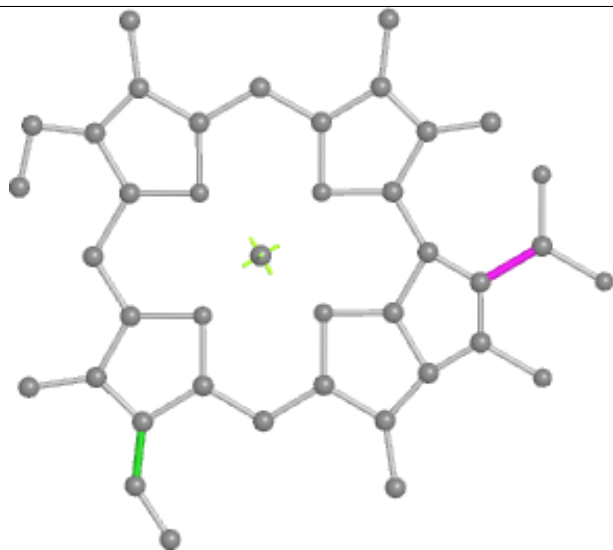
Ligand CLA 1 607



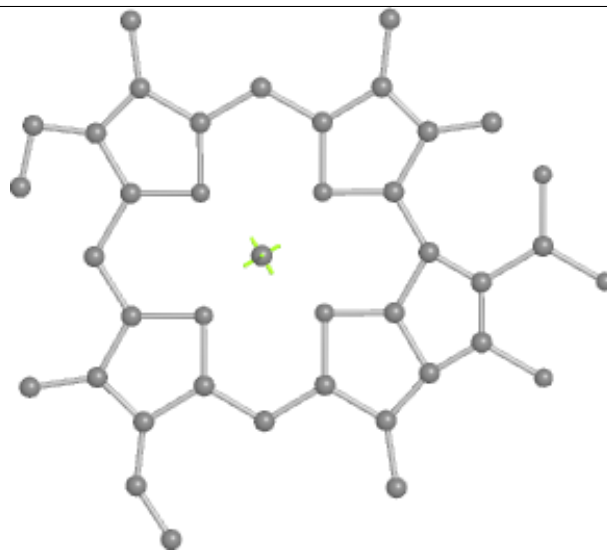
Bond lengths



Bond angles

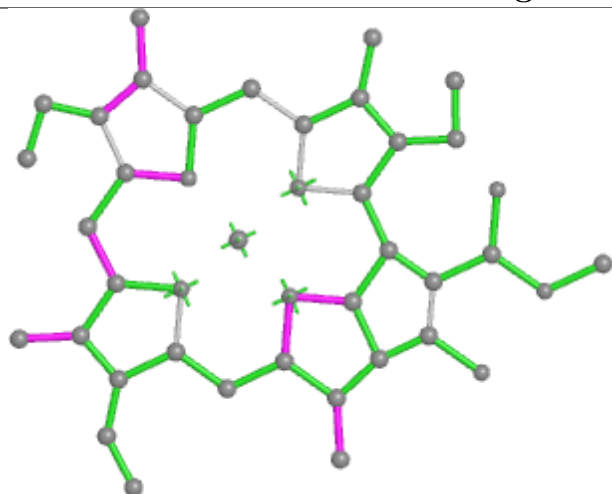


Torsions

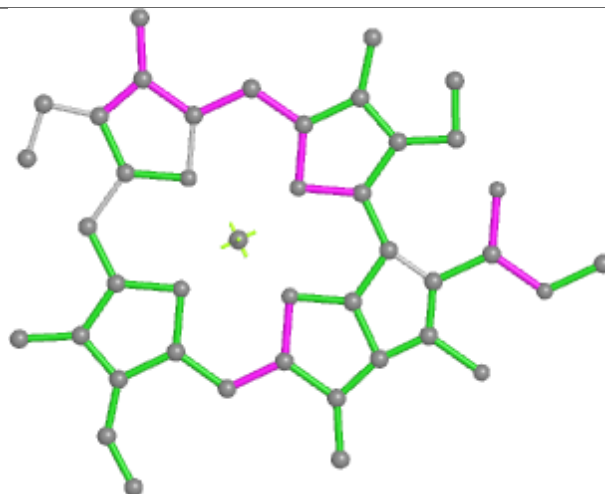


Rings

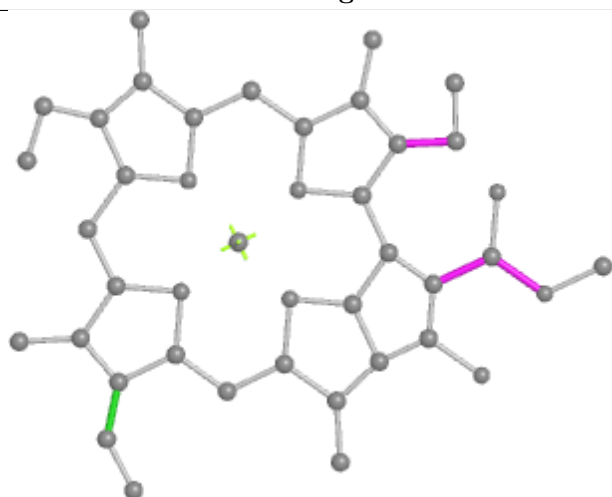
Ligand CLA F 303



Bond lengths



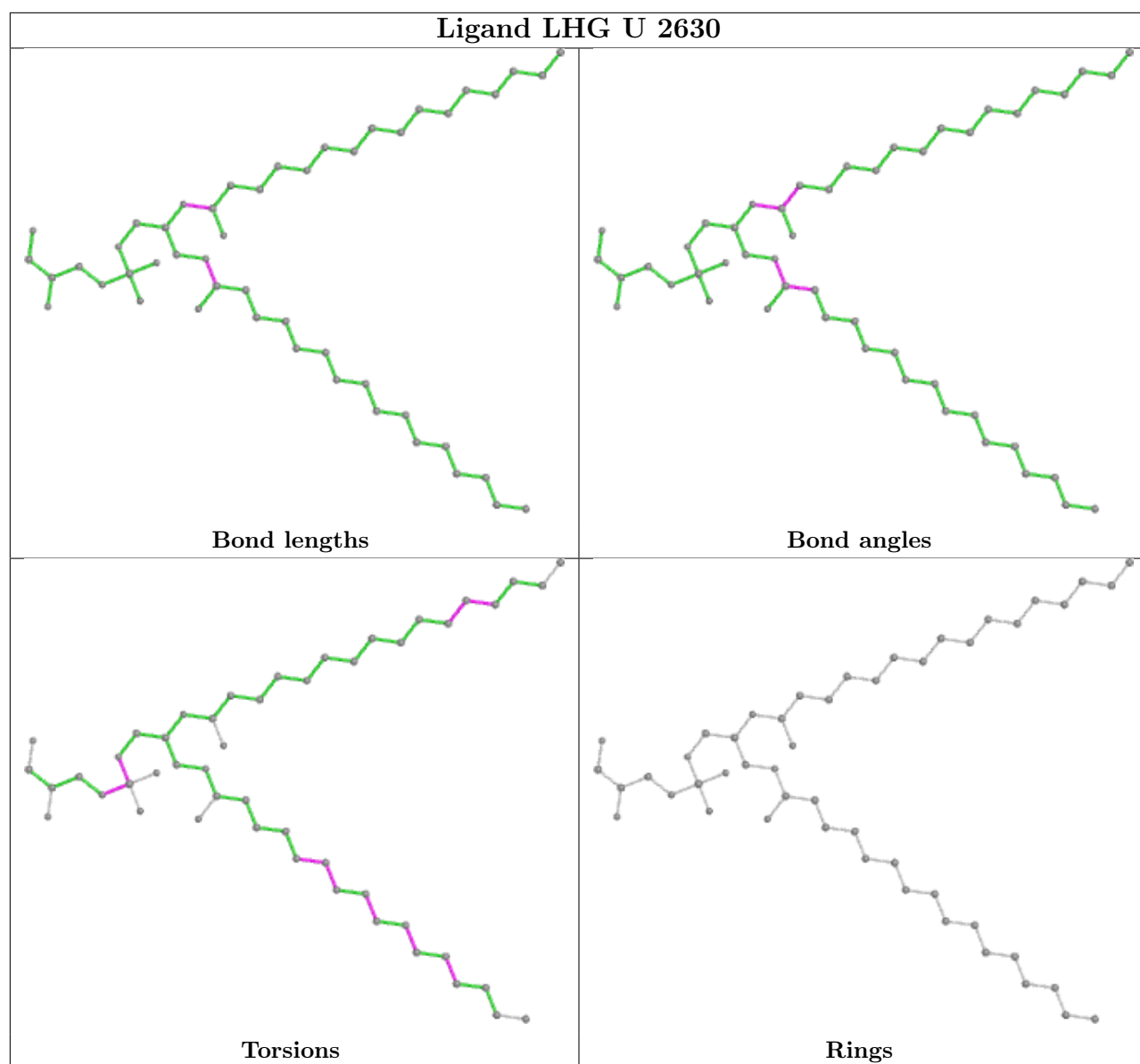
Bond angles



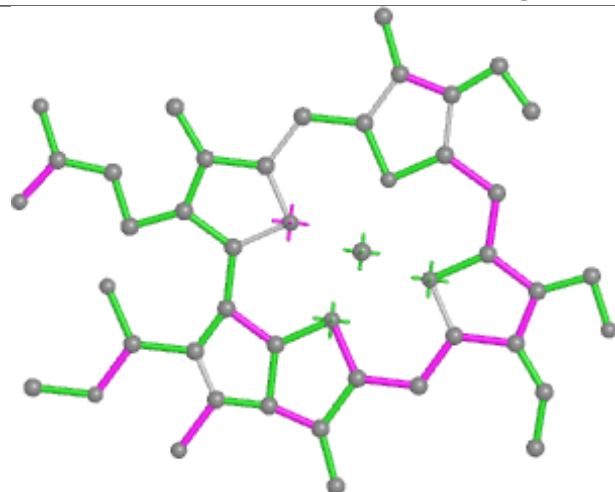
Torsions



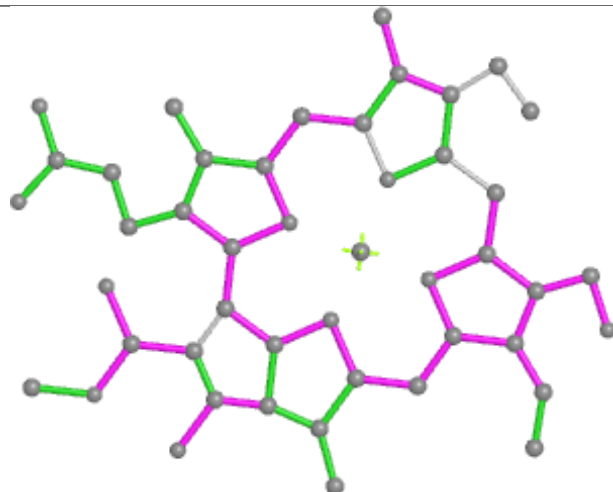
Rings



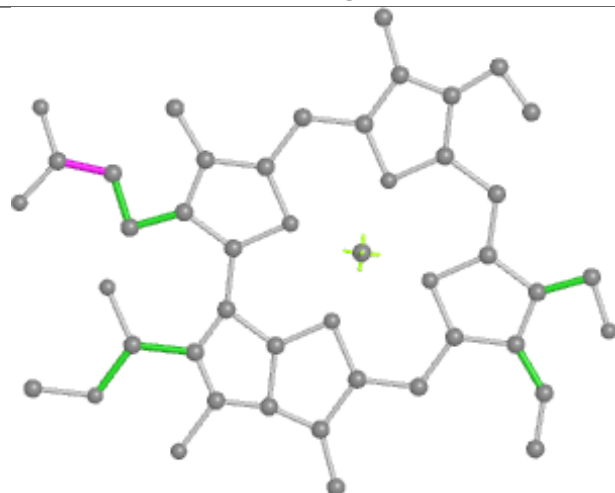
Ligand CHL Y 606



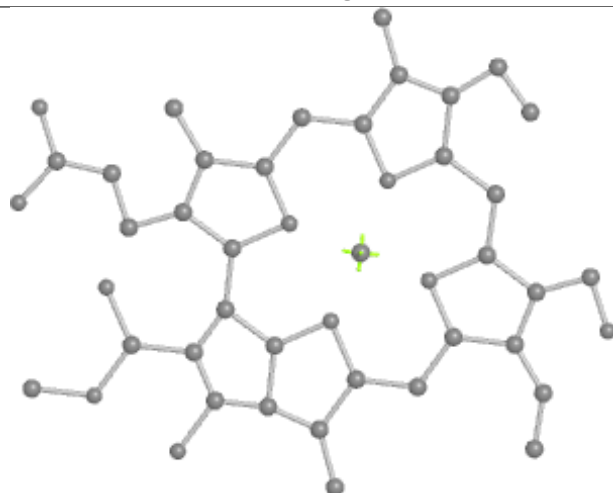
Bond lengths



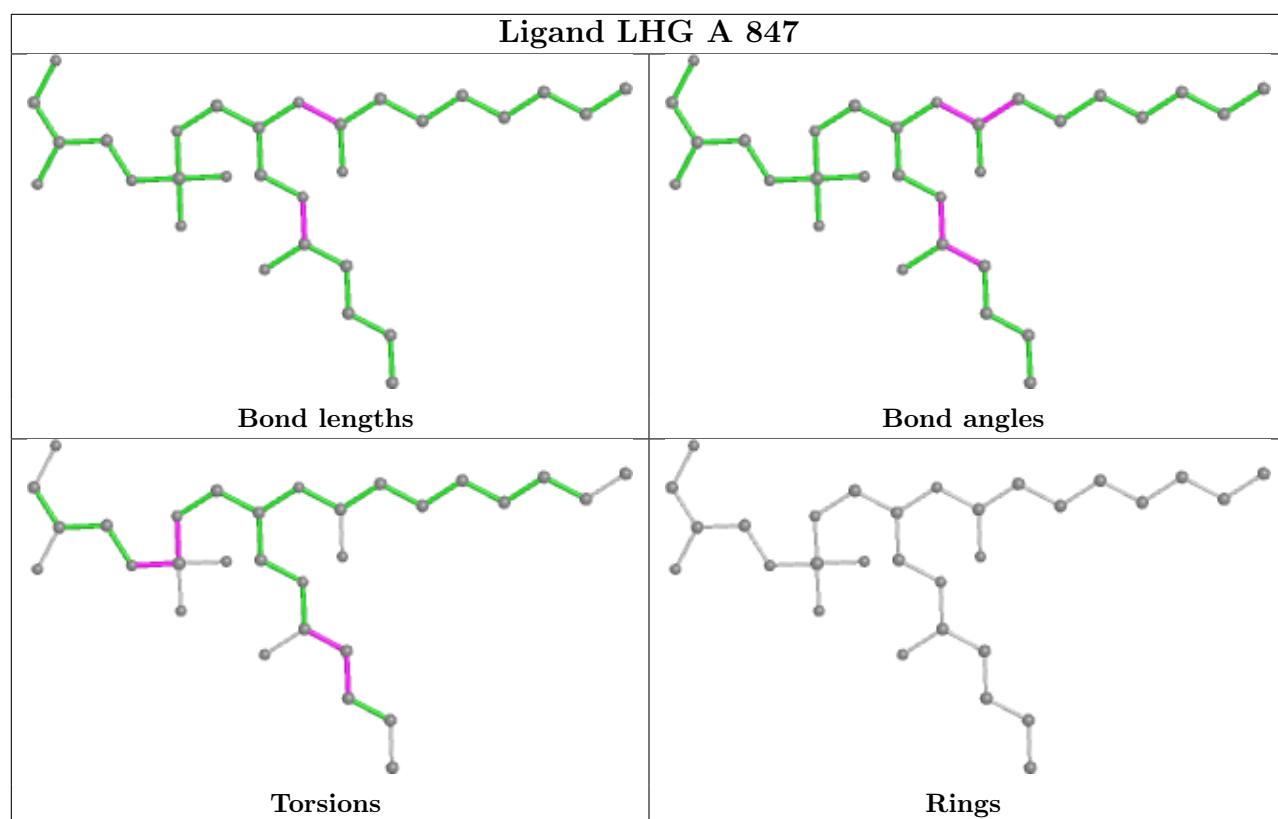
Bond angles



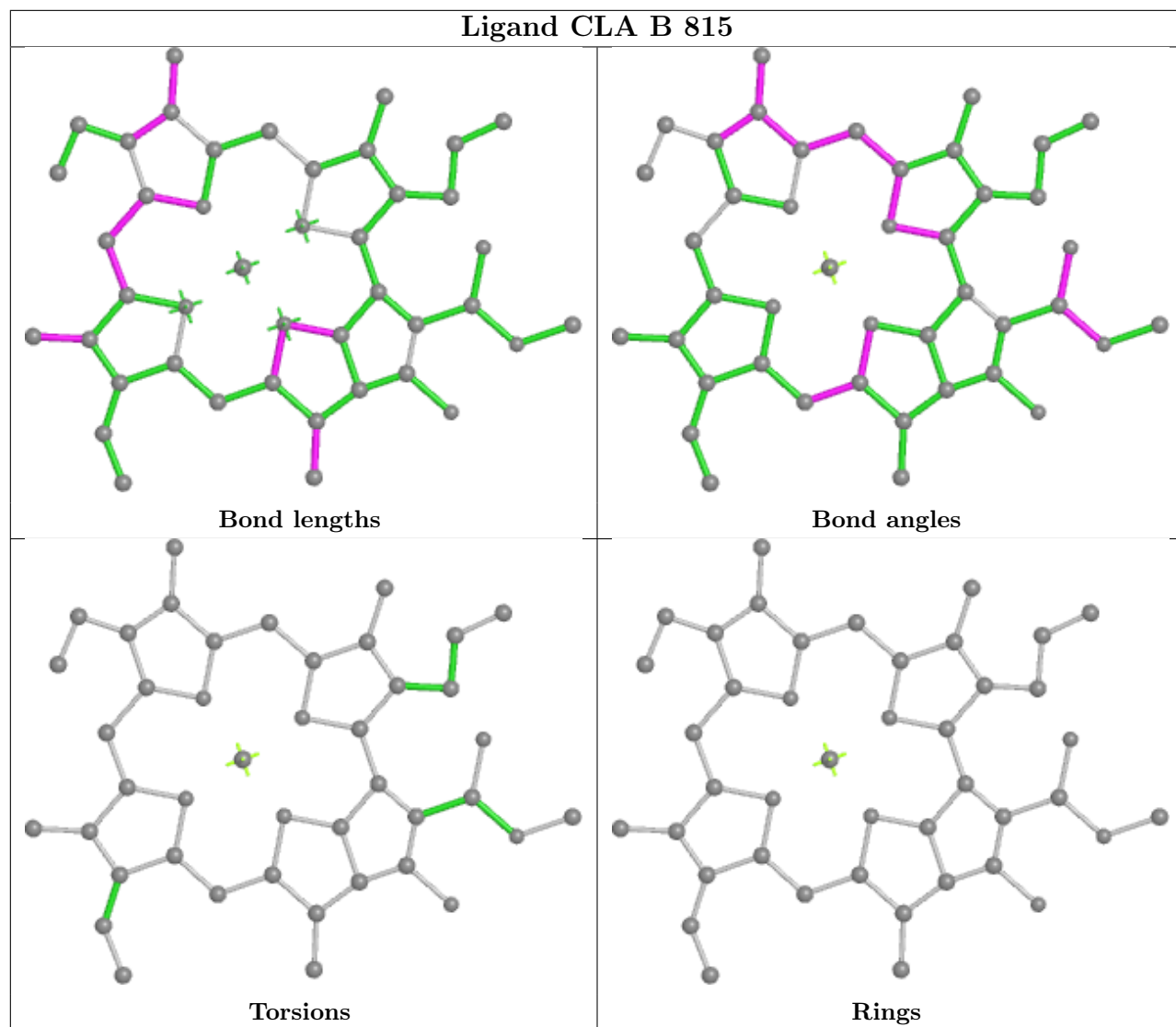
Torsions



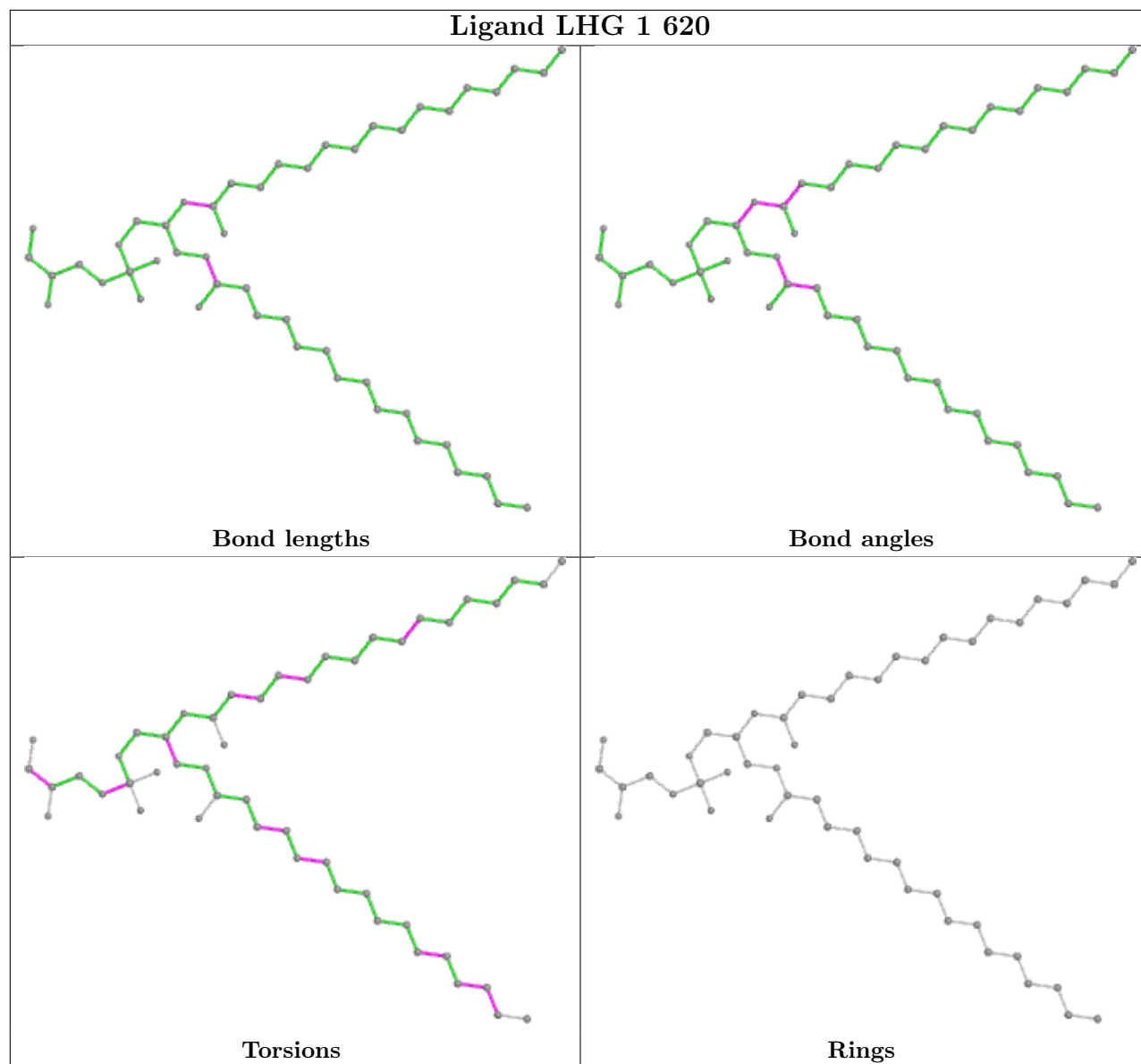
Rings



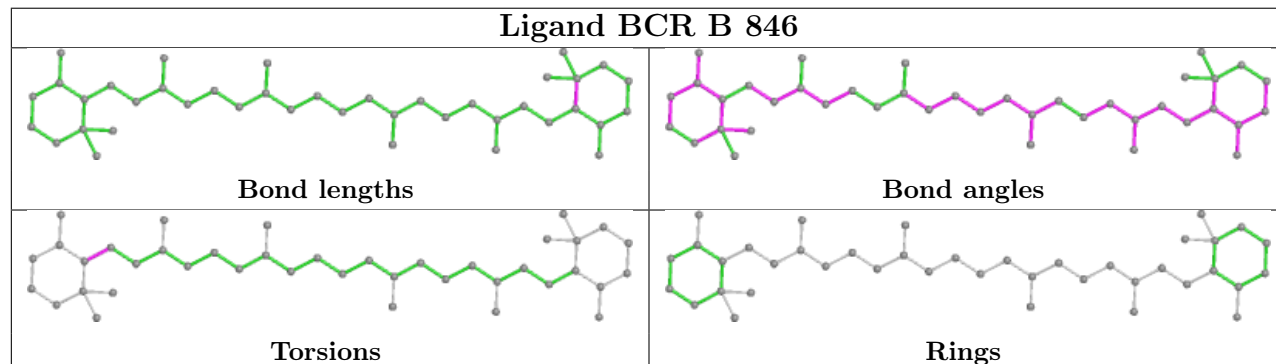
Ligand CLA B 815



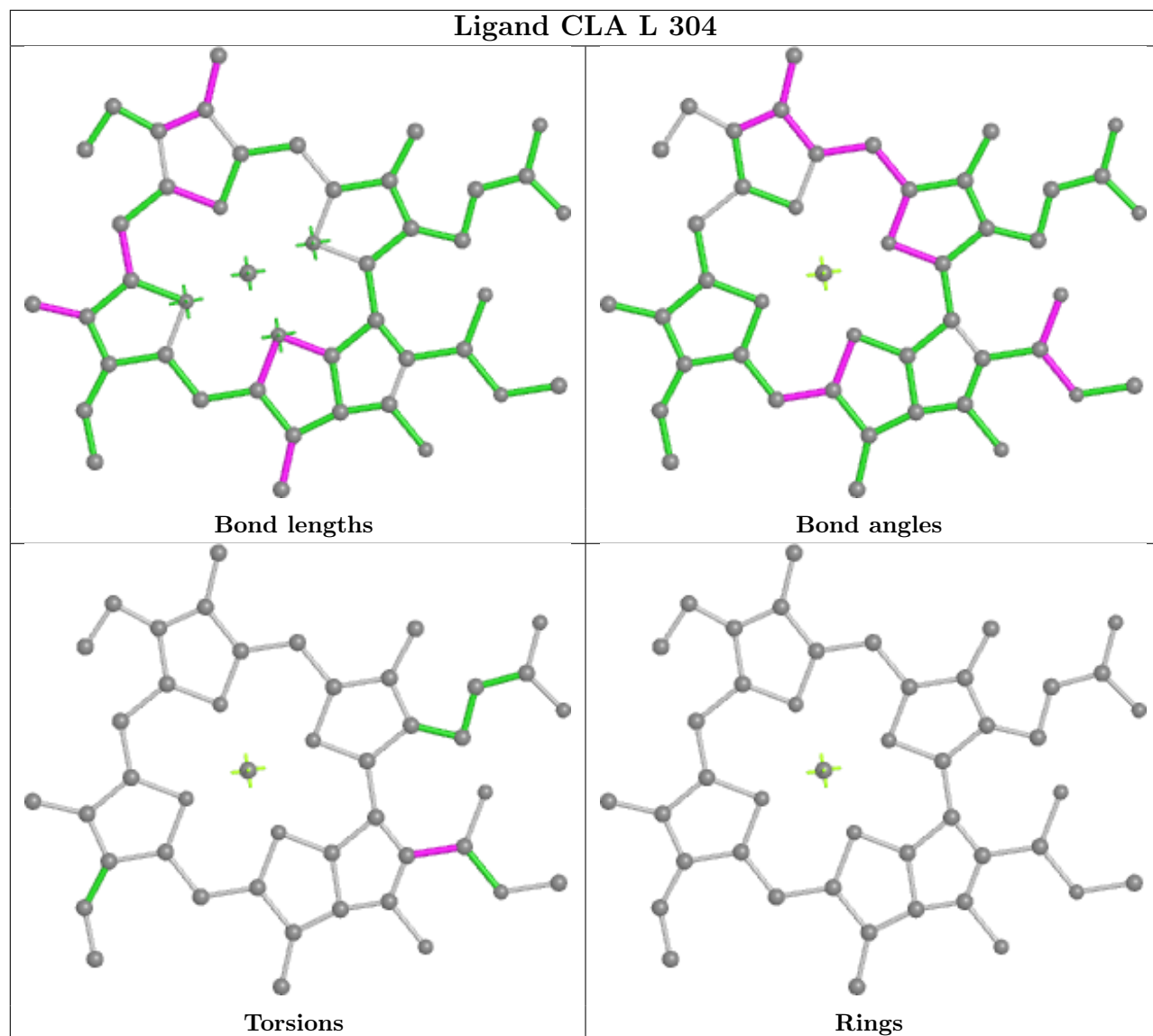
Ligand LHG 1 620



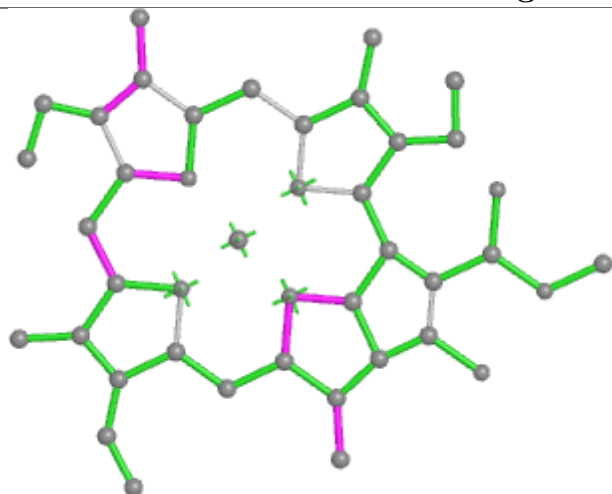
Ligand BCR B 846



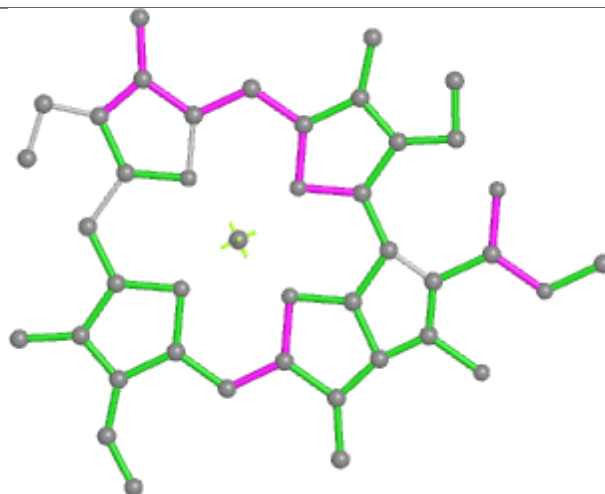
Ligand CLA L 304



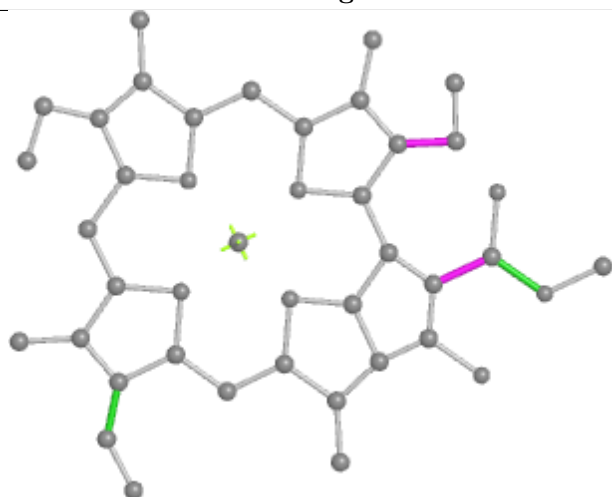
Ligand CLA 9 611



Bond lengths



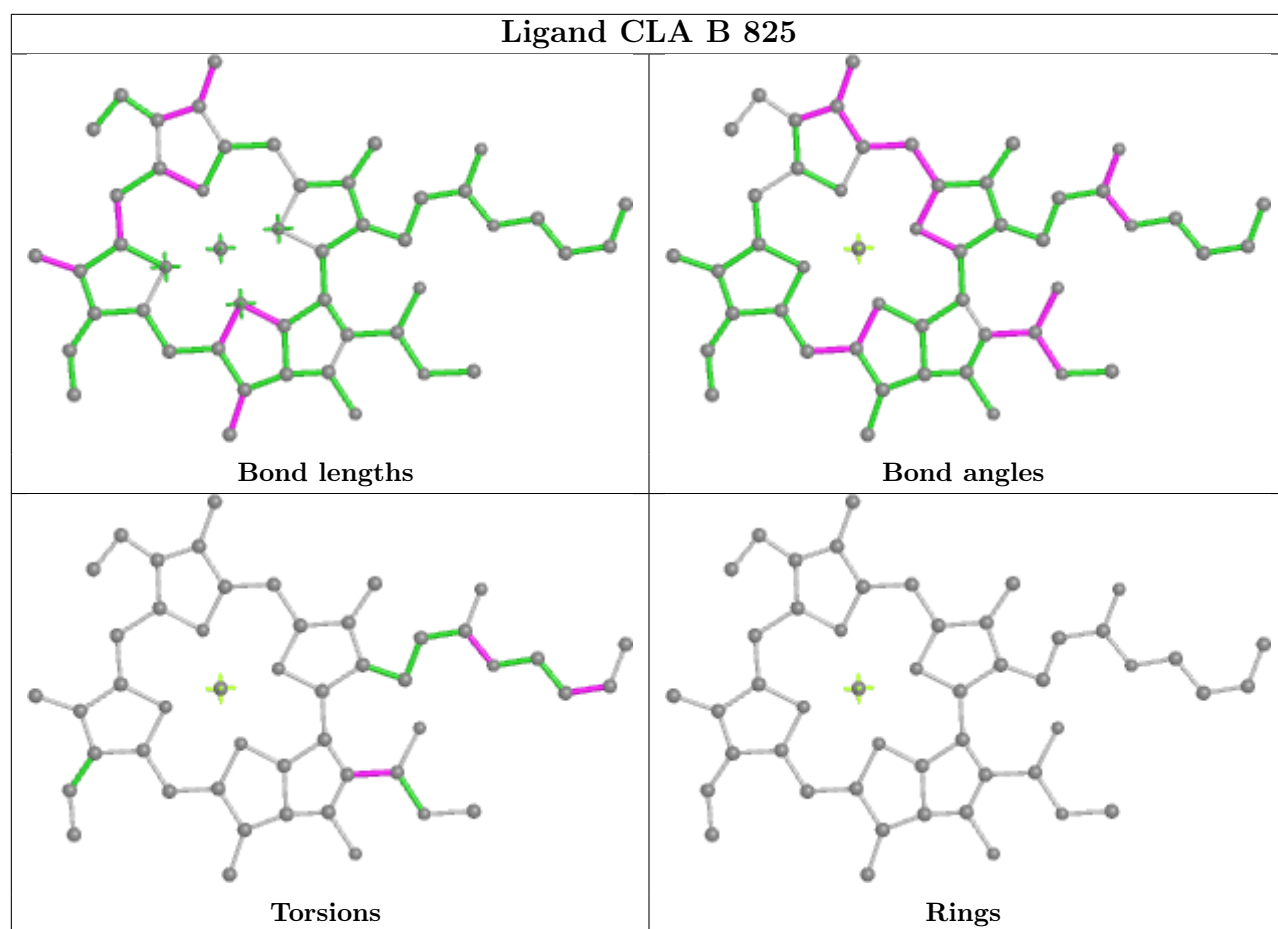
Bond angles



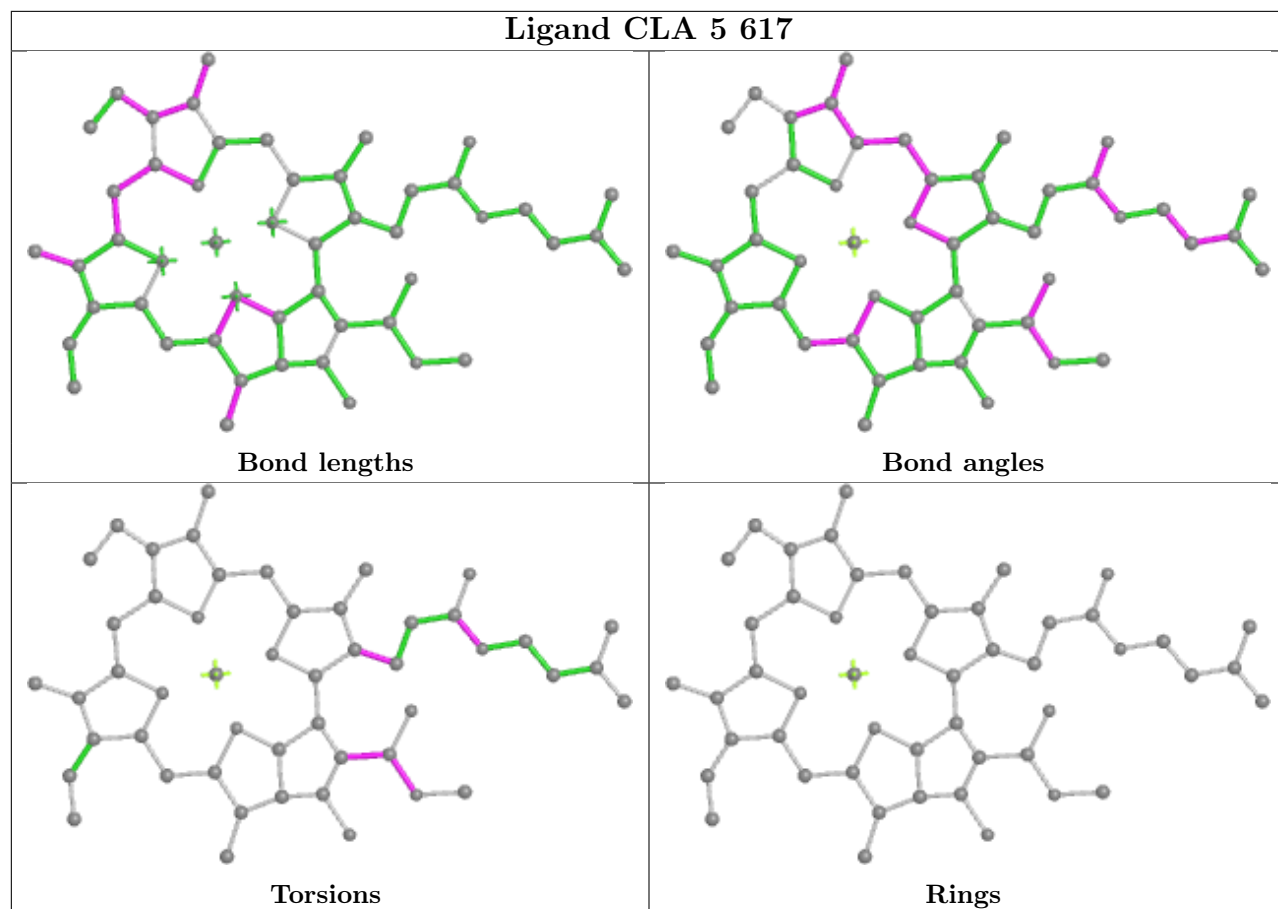
Torsions



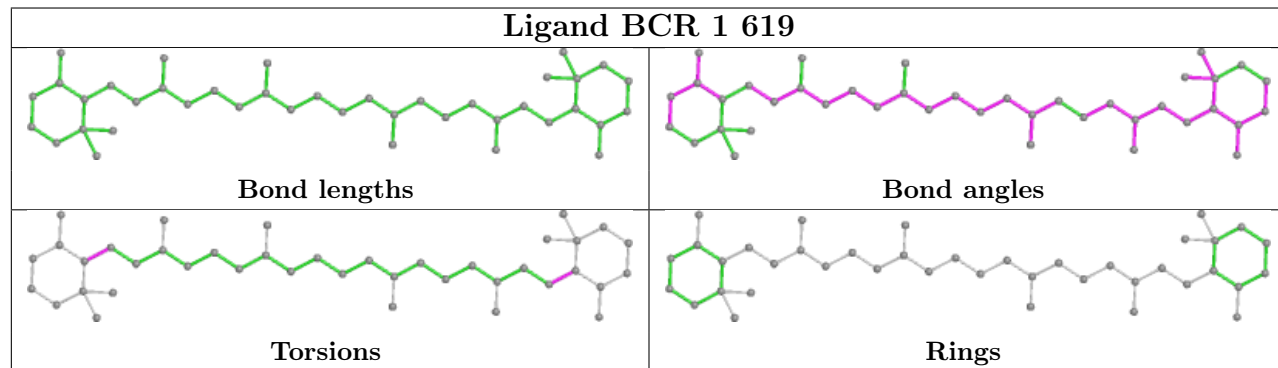
Rings

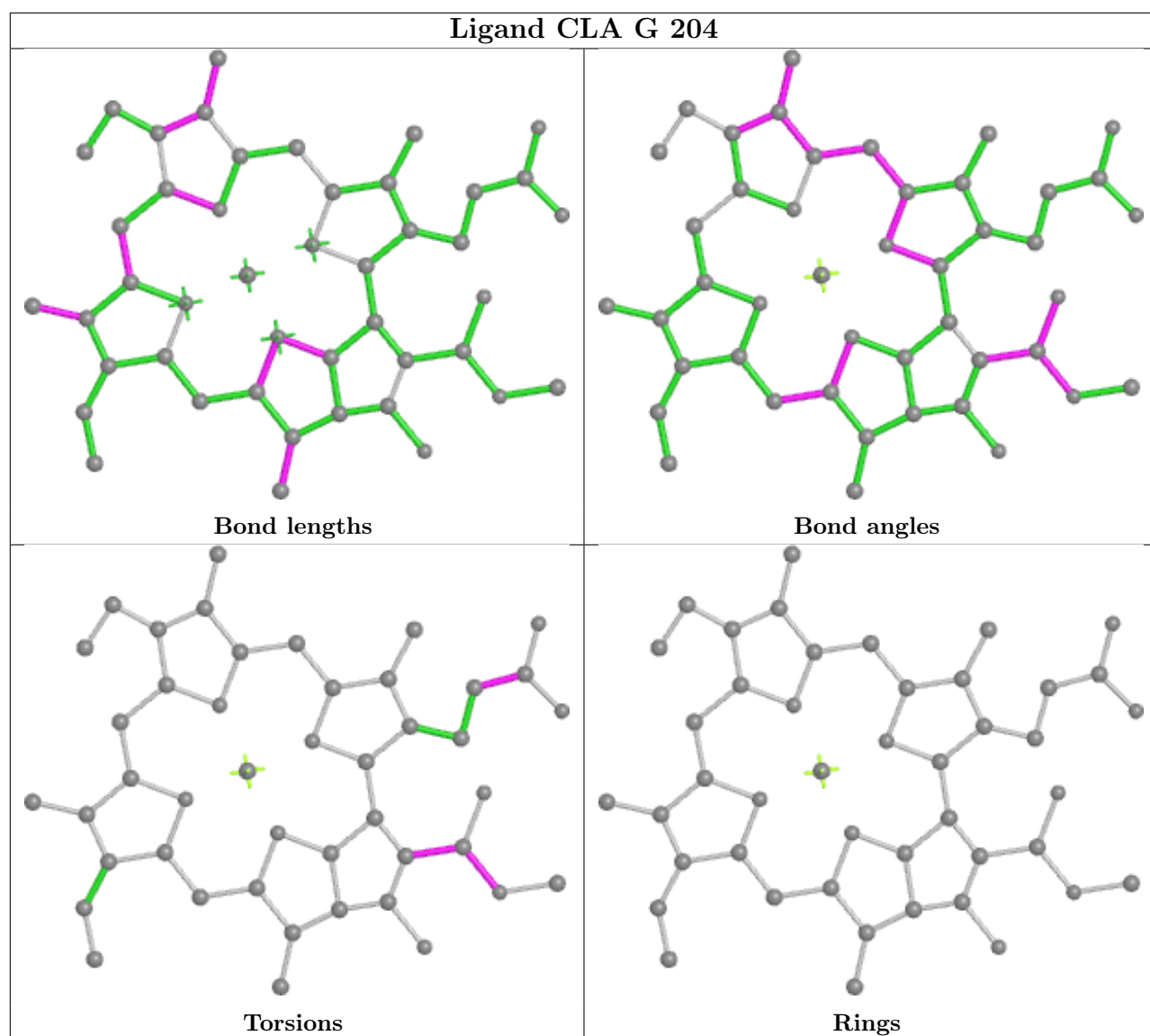


Ligand CLA 5 617

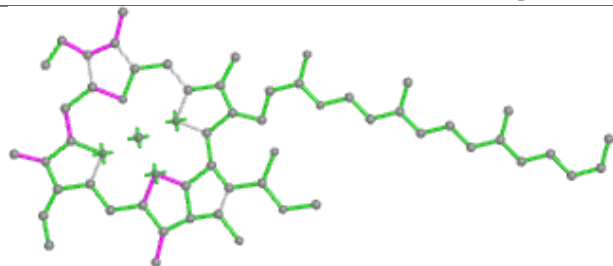


Ligand BCR 1 619

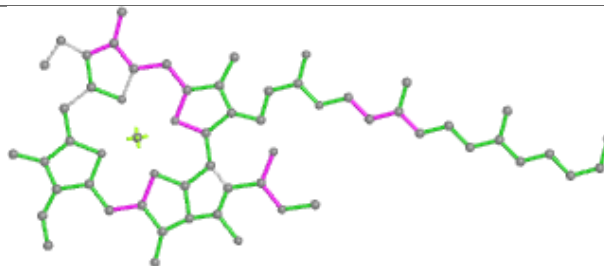




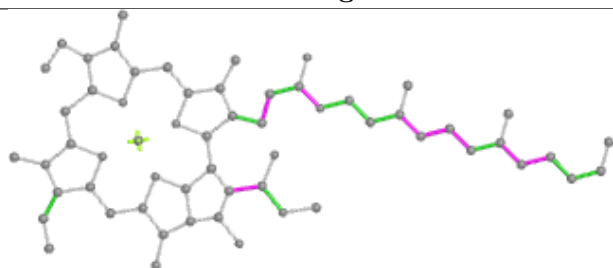
Ligand CLA U 613



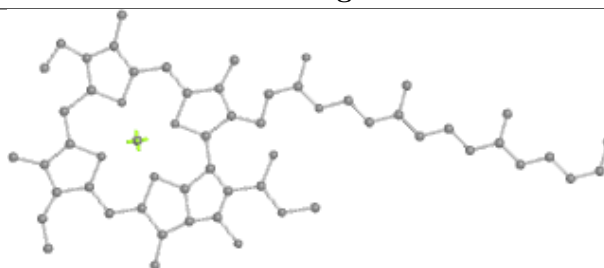
Bond lengths



Bond angles

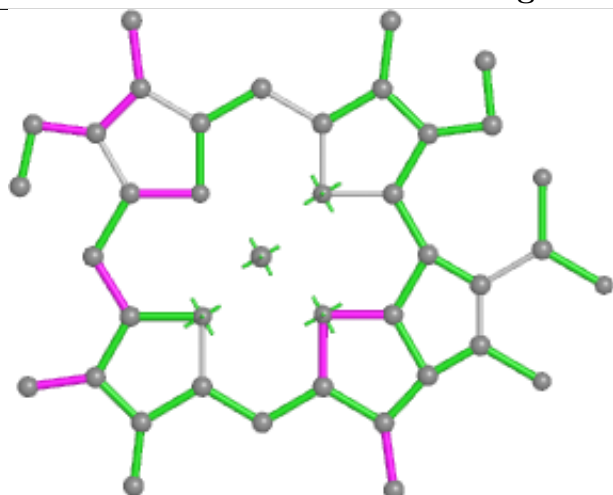


Torsions

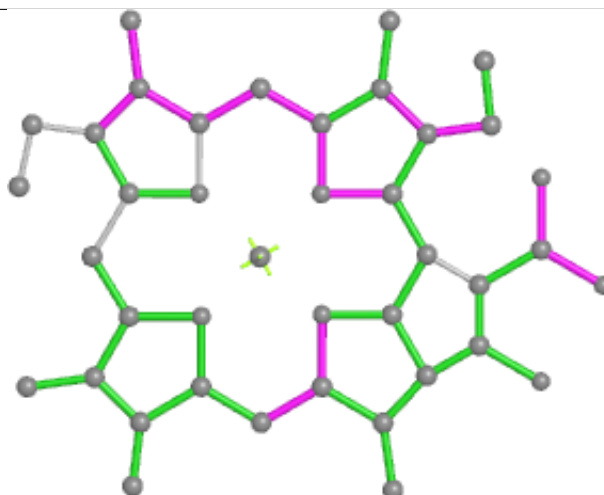


Rings

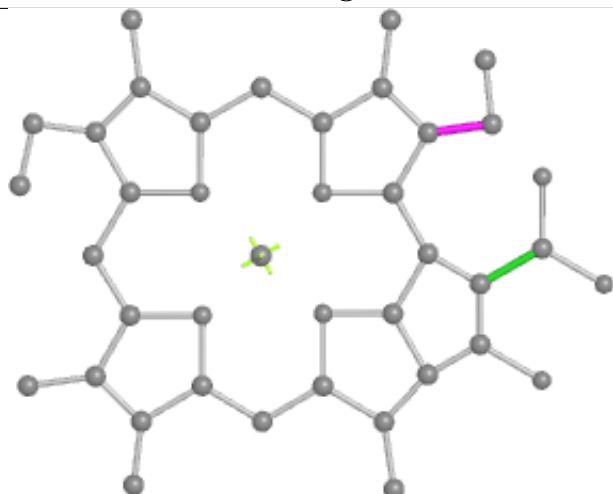
Ligand CLA 9 606



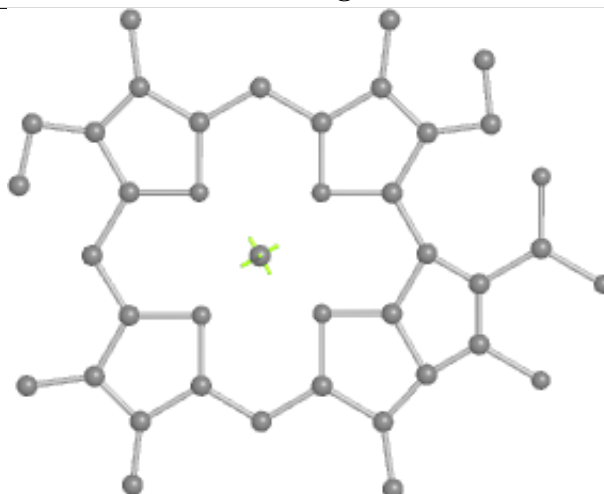
Bond lengths



Bond angles

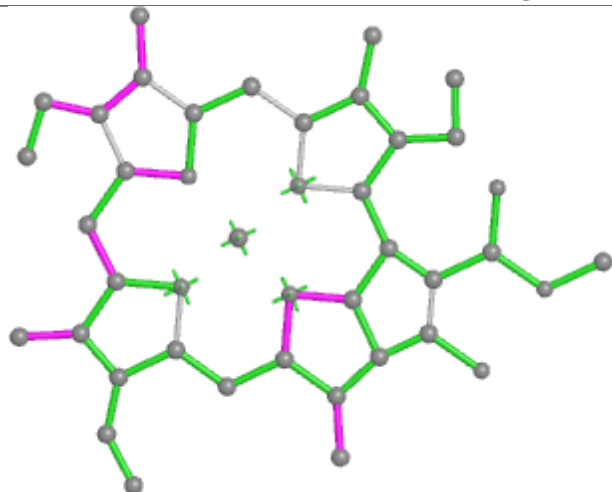


Torsions

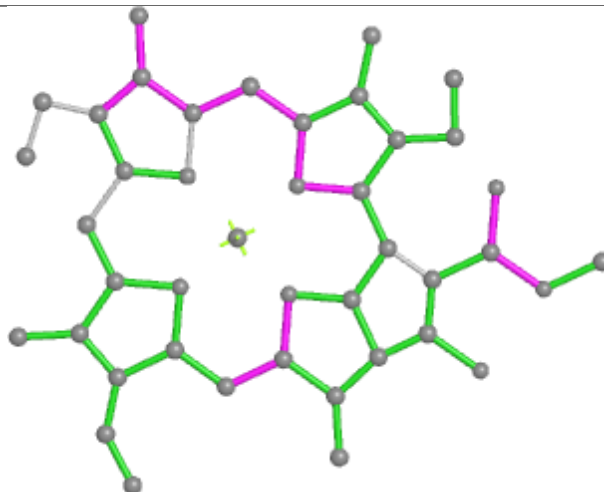


Rings

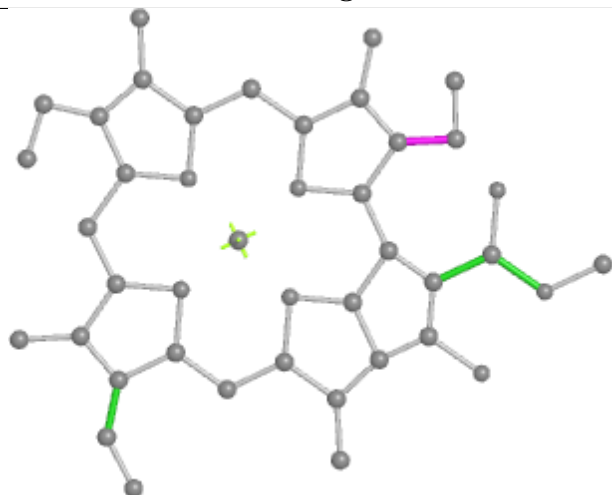
Ligand CLA 8 611



Bond lengths



Bond angles

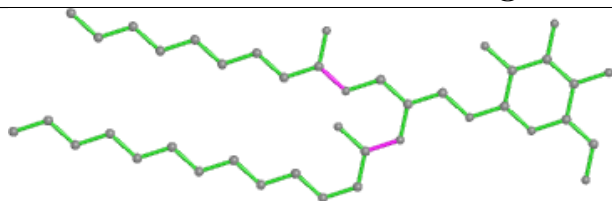


Torsions

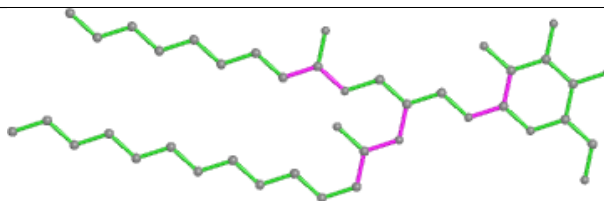


Rings

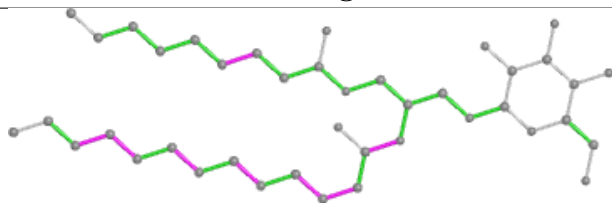
Ligand LMG V 2631



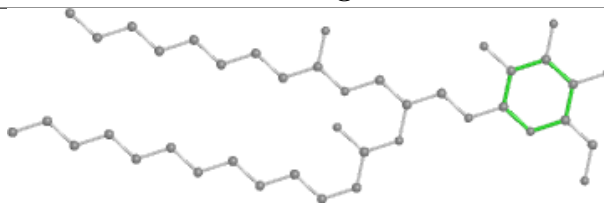
Bond lengths



Bond angles

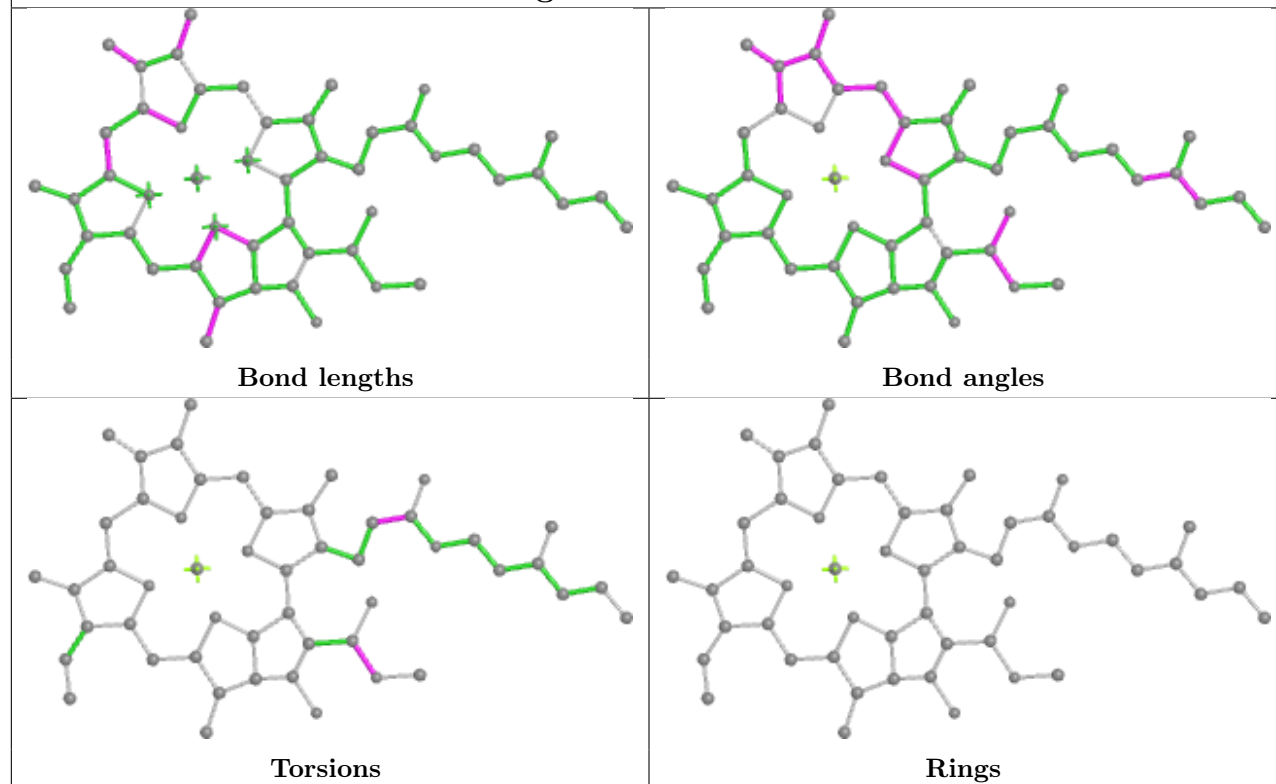


Torsions

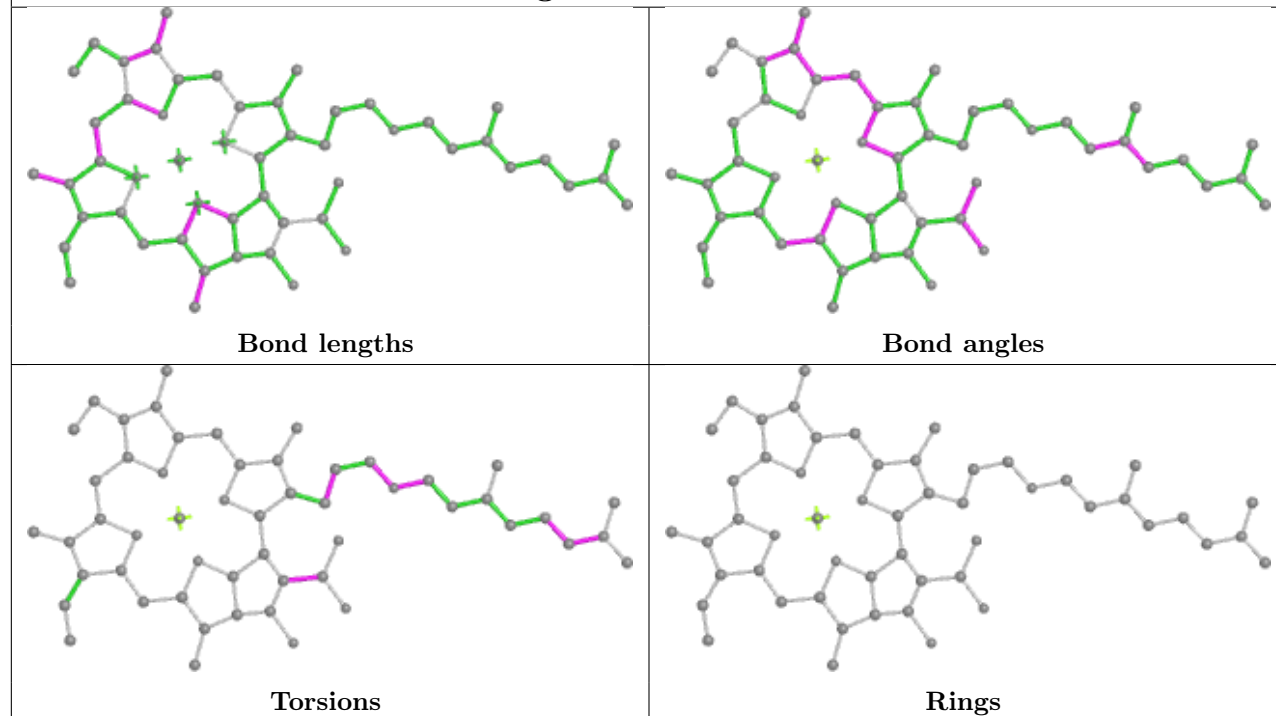


Rings

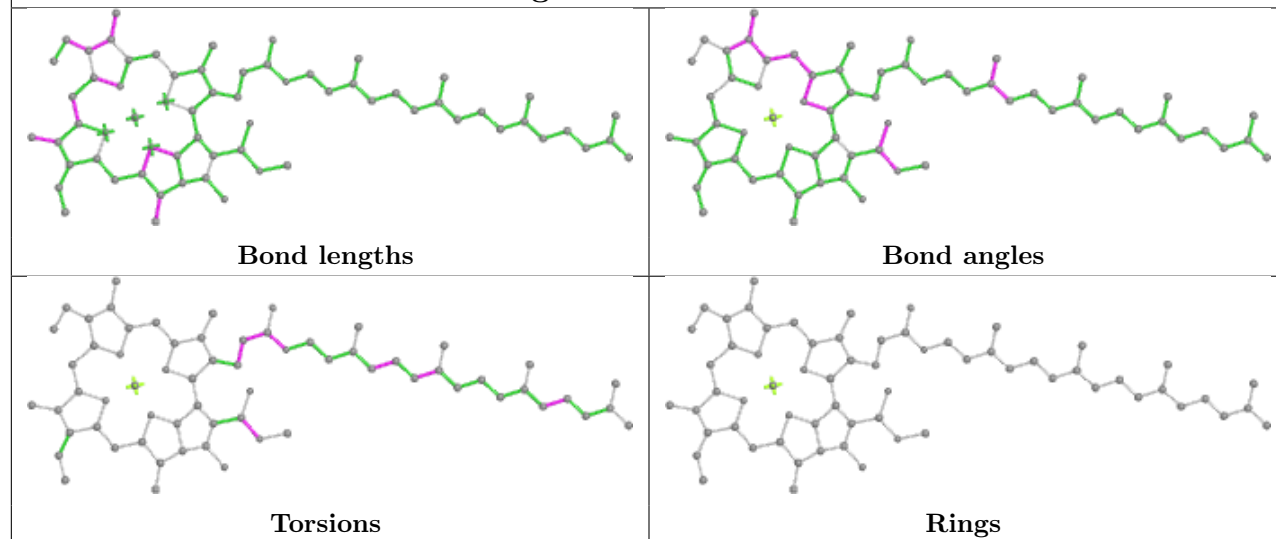
Ligand CLA 6 603



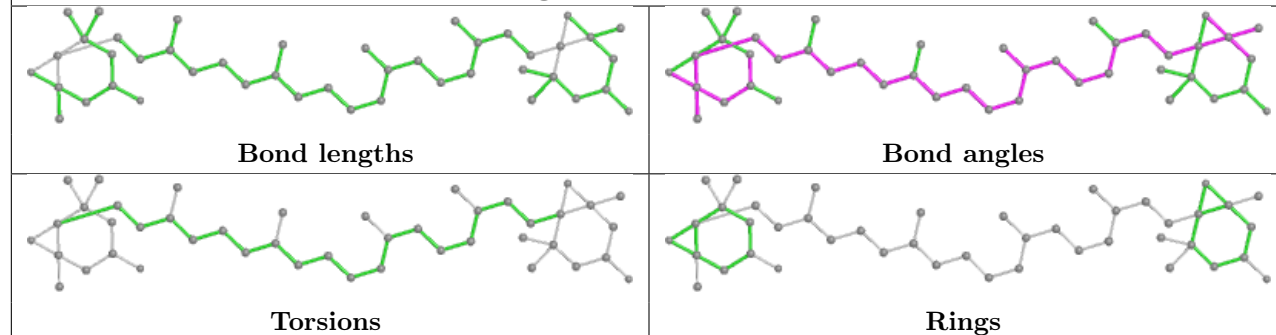
Ligand CLA 3 613



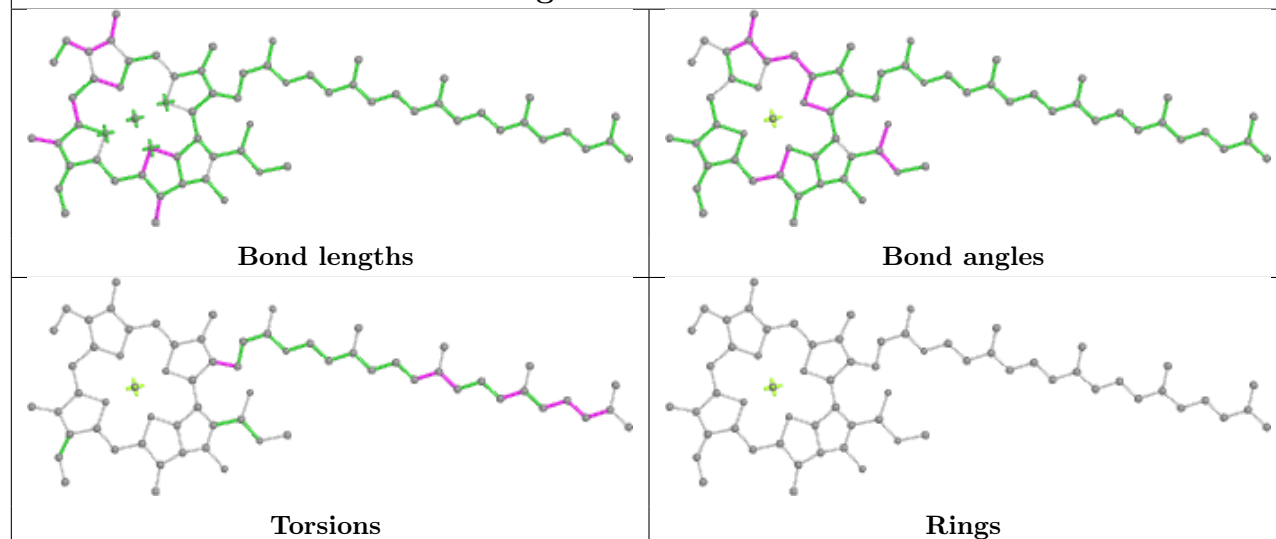
Ligand CLA A 830

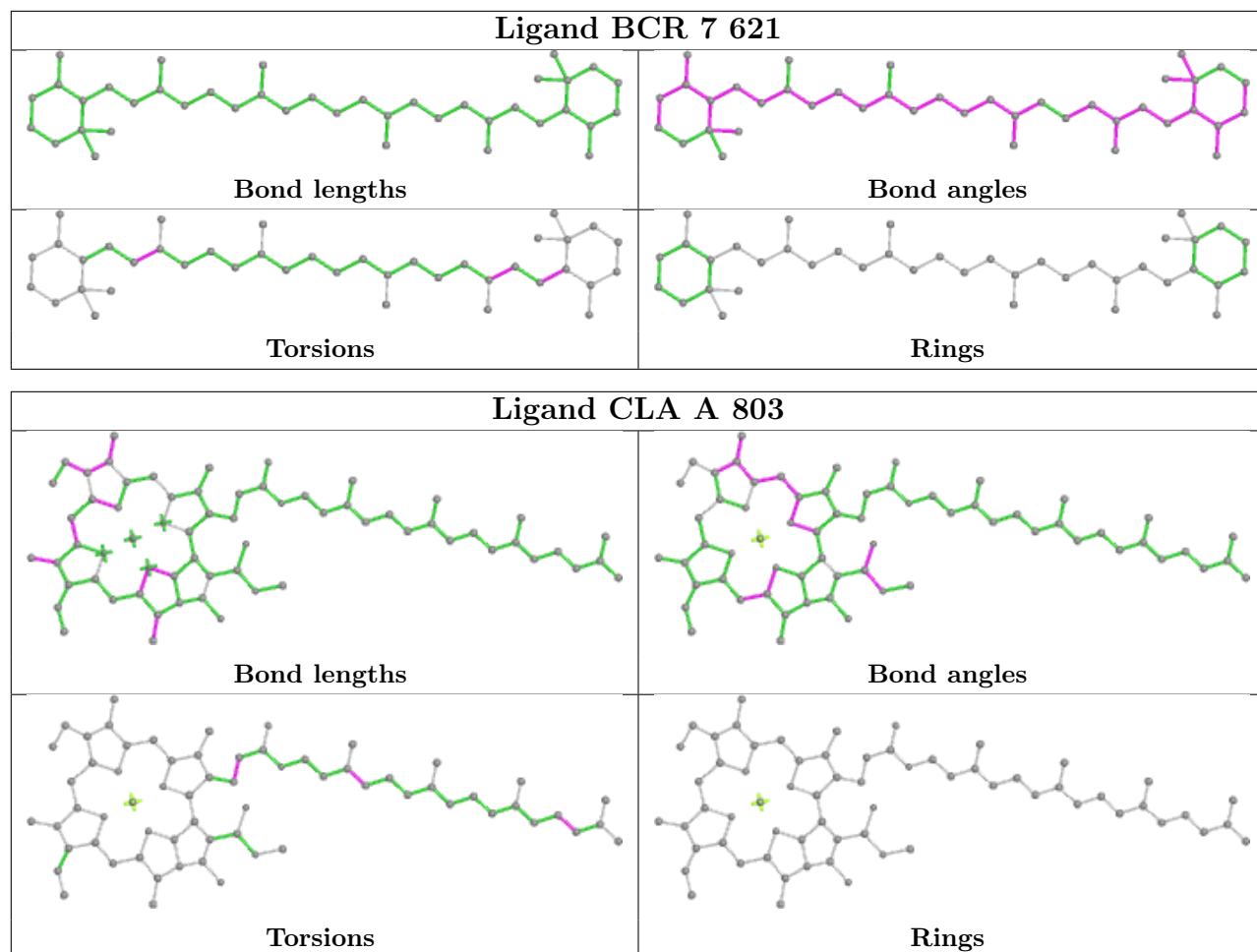


Ligand XAT 2 620

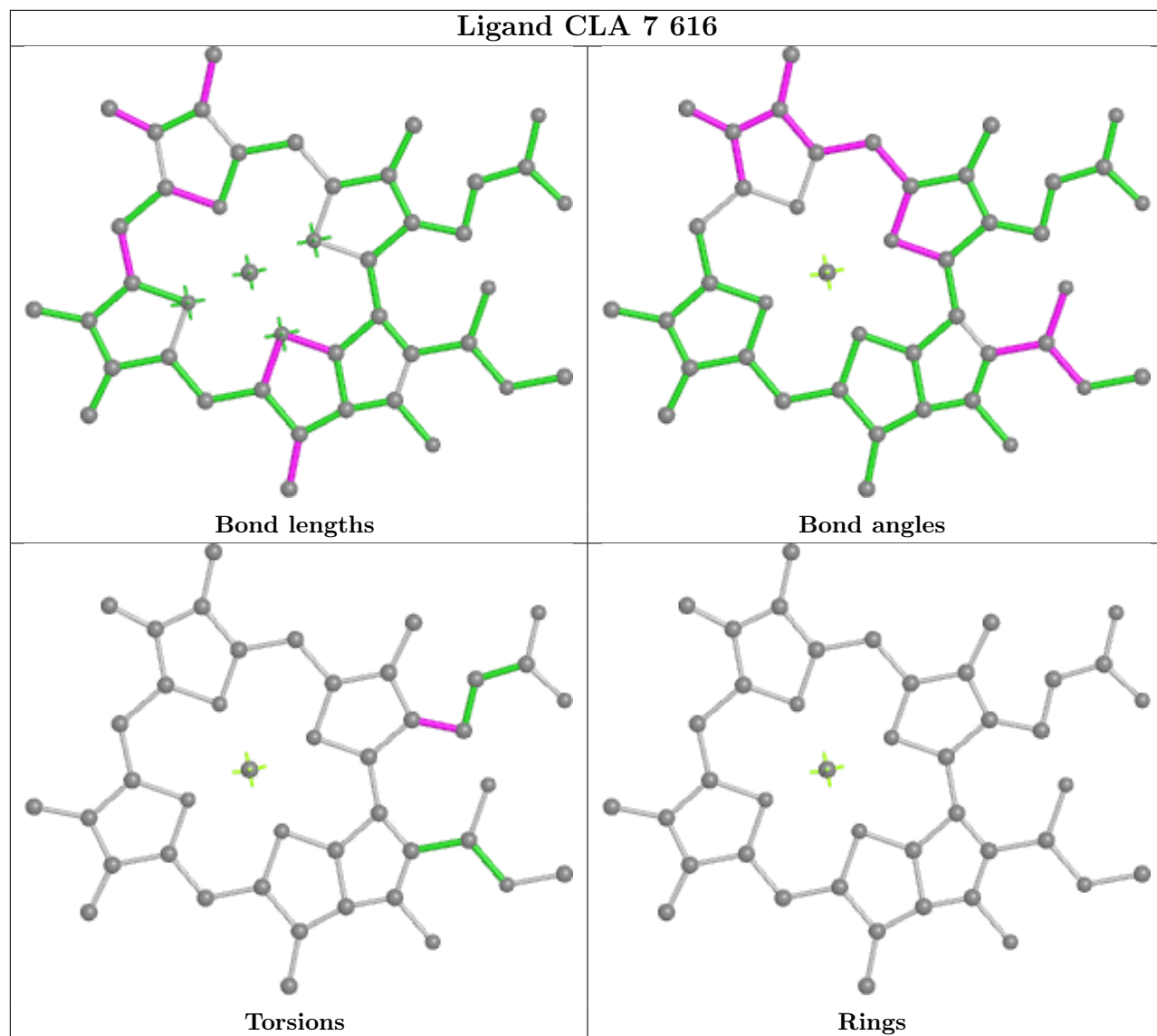


Ligand CLA 5 609

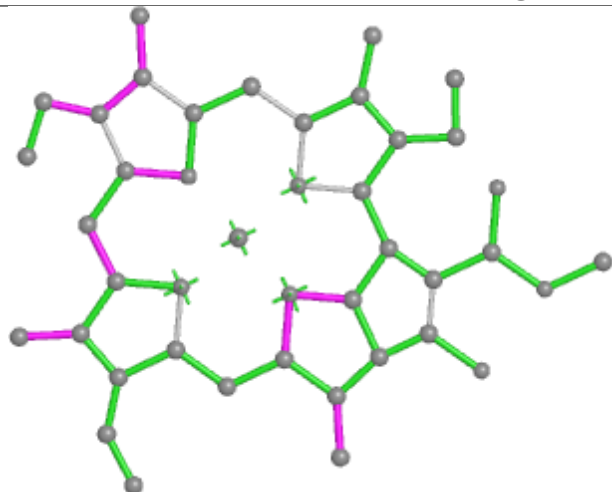




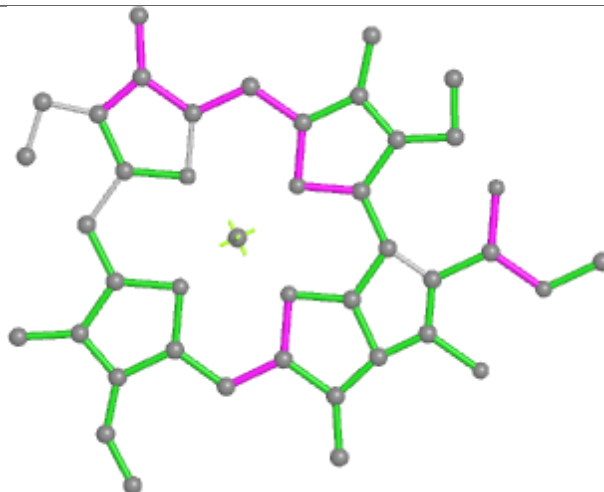
Ligand CLA 7 616



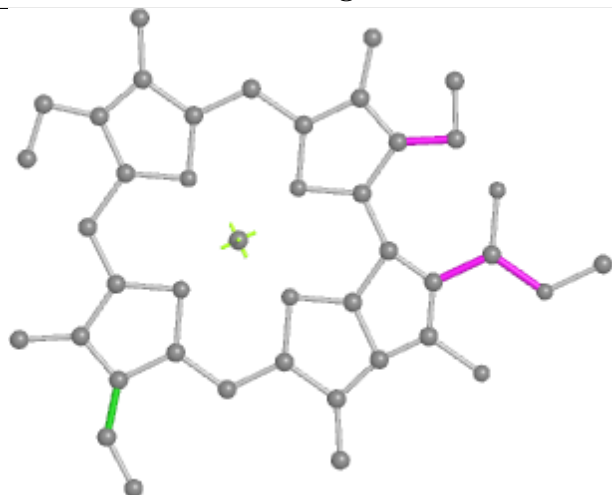
Ligand CLA U 614



Bond lengths



Bond angles

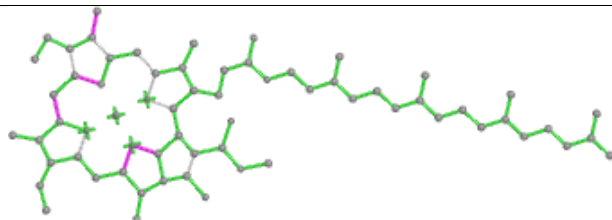


Torsions

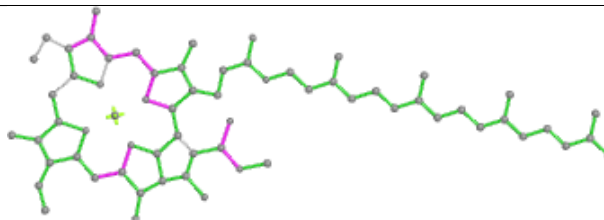


Rings

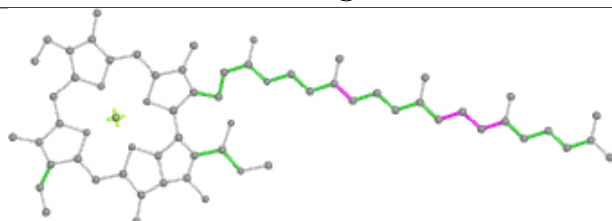
Ligand CLA Z 611



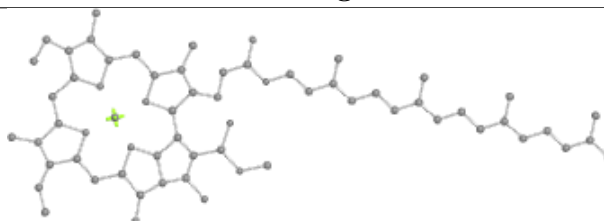
Bond lengths



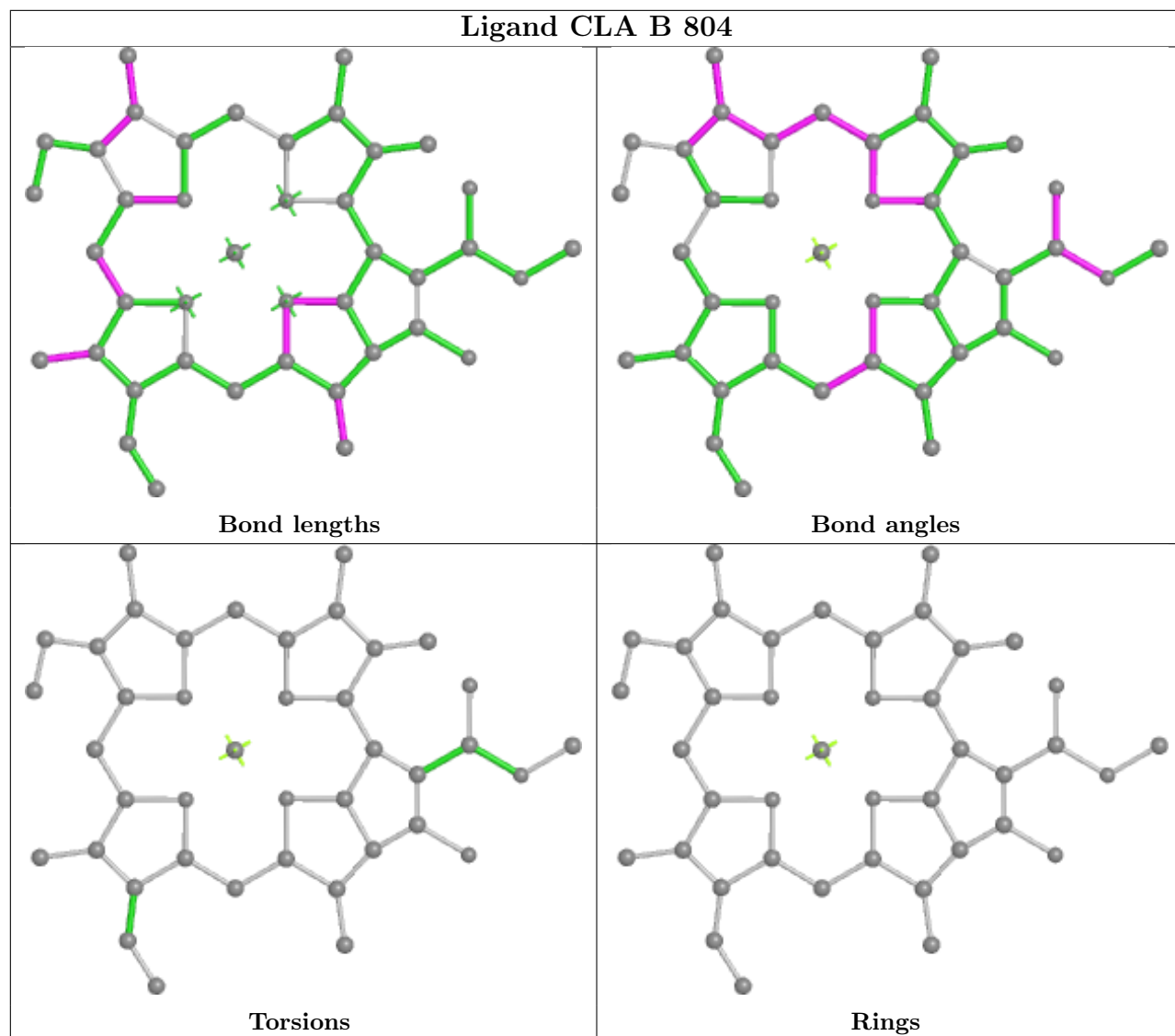
Bond angles



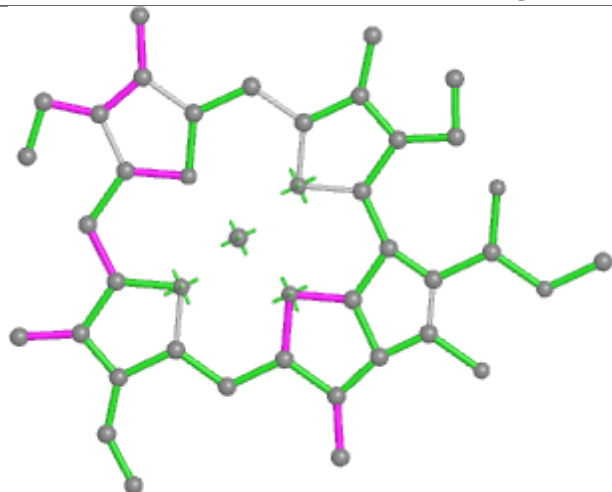
Torsions



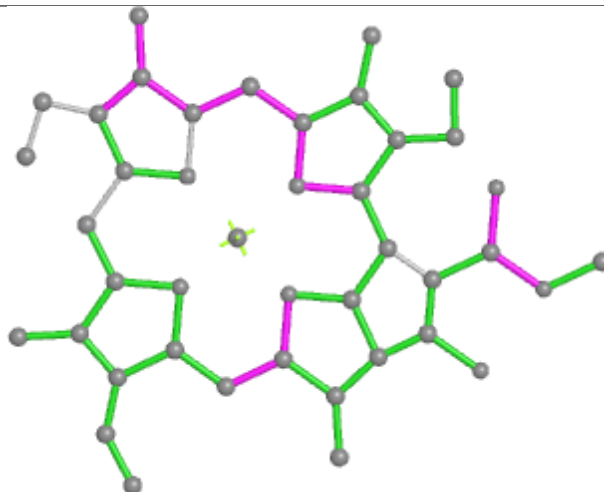
Rings



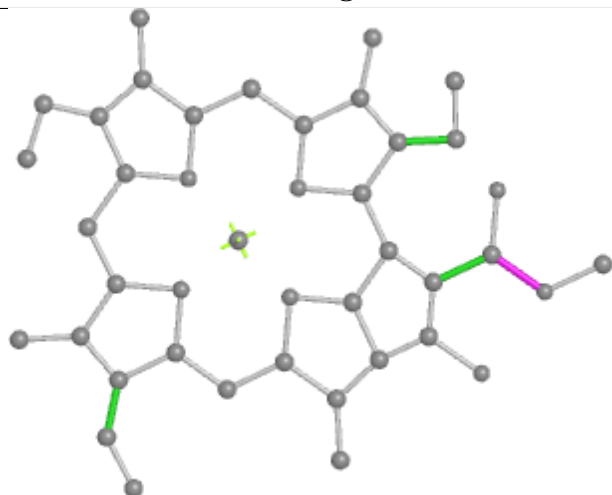
Ligand CLA A 823



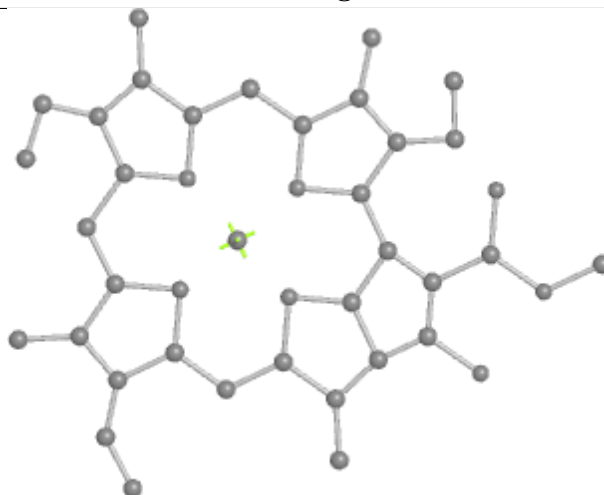
Bond lengths



Bond angles

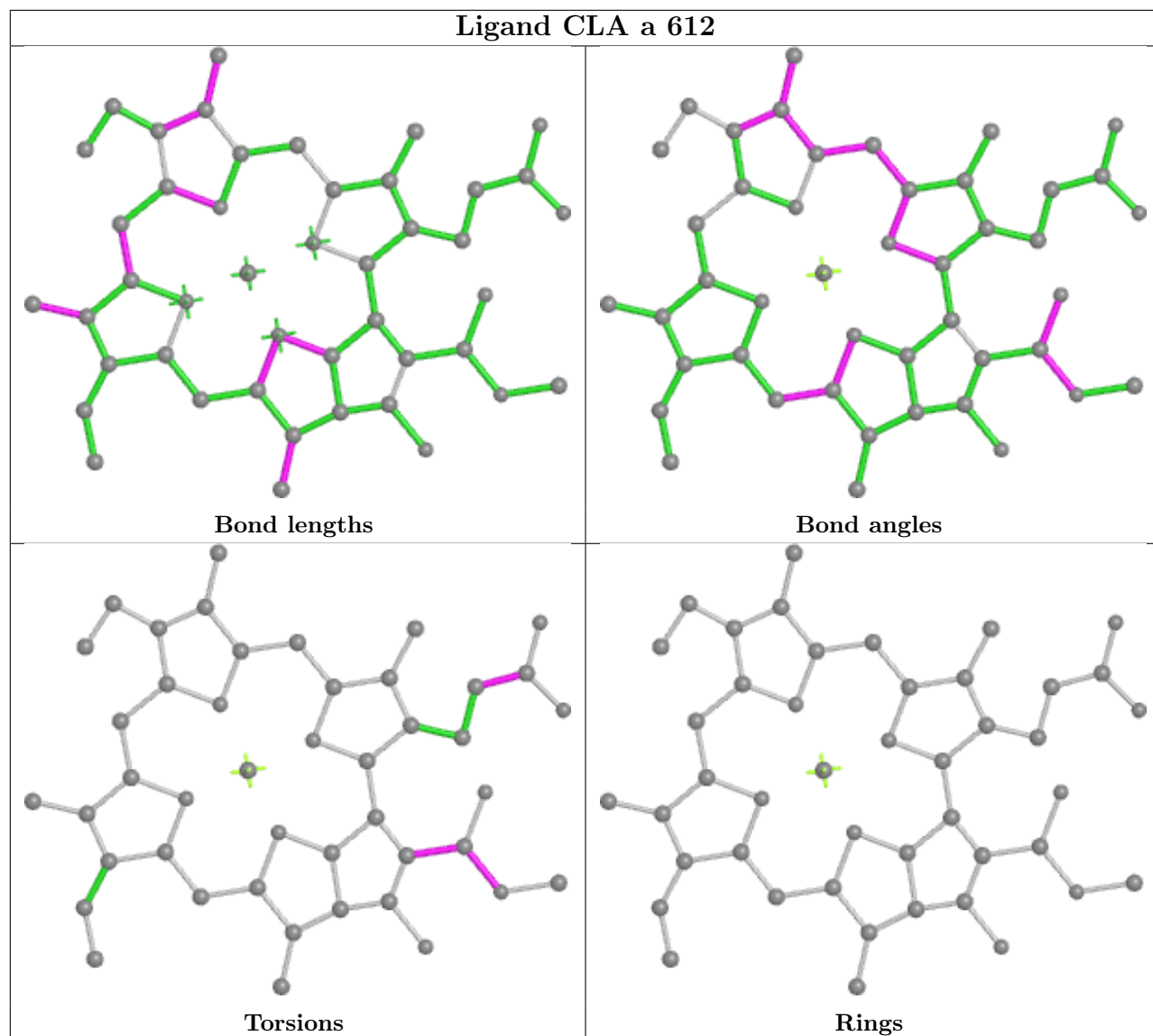


Torsions

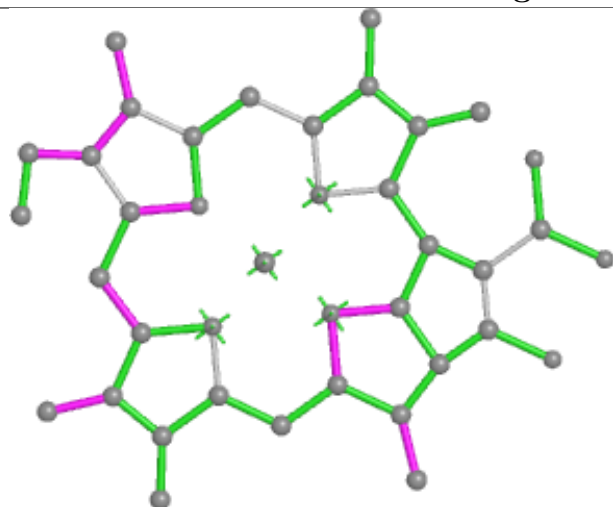


Rings

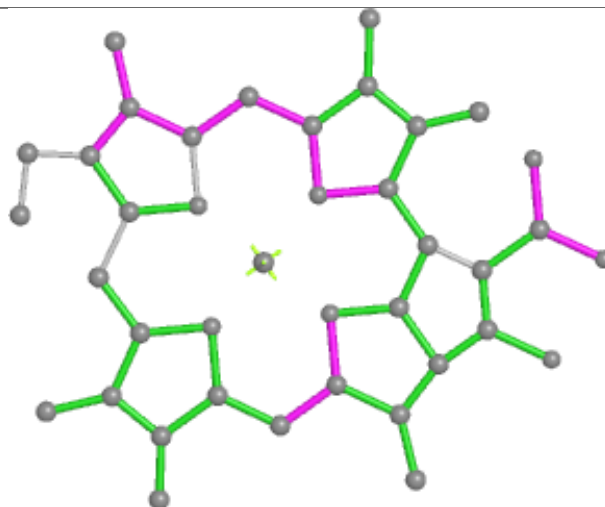
Ligand CLA a 612



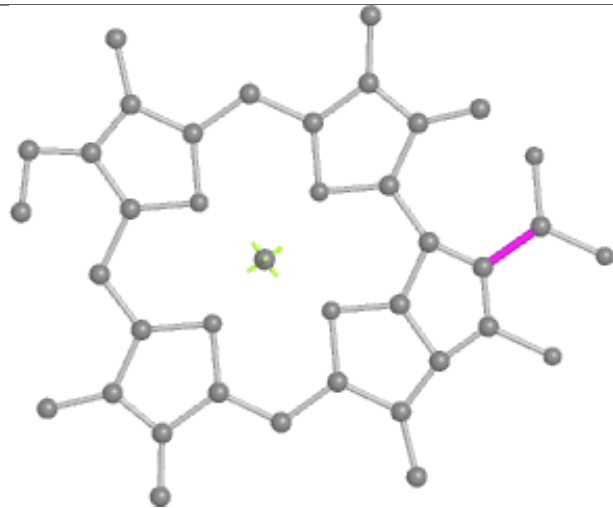
Ligand CLA H 202



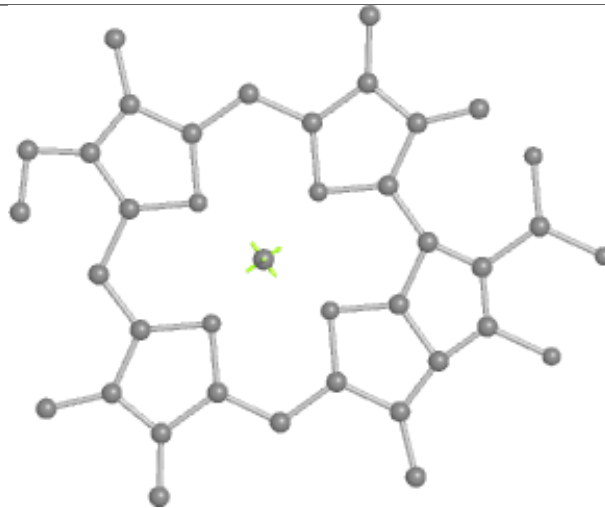
Bond lengths



Bond angles

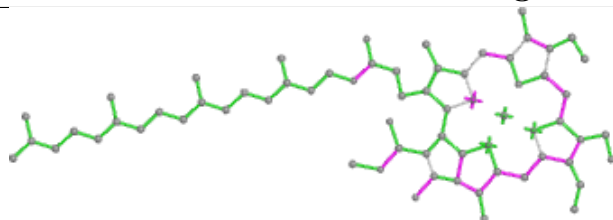


Torsions

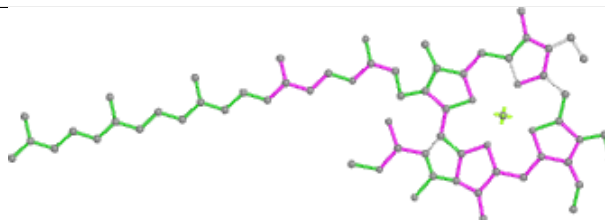


Rings

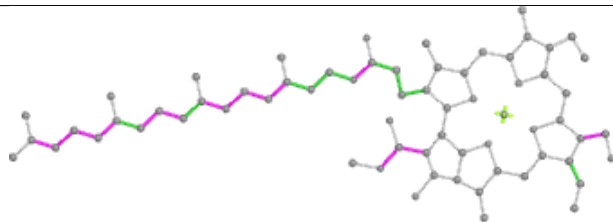
Ligand CHL X 601



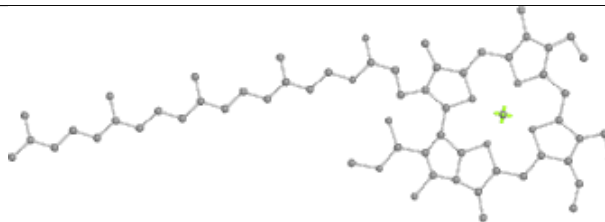
Bond lengths



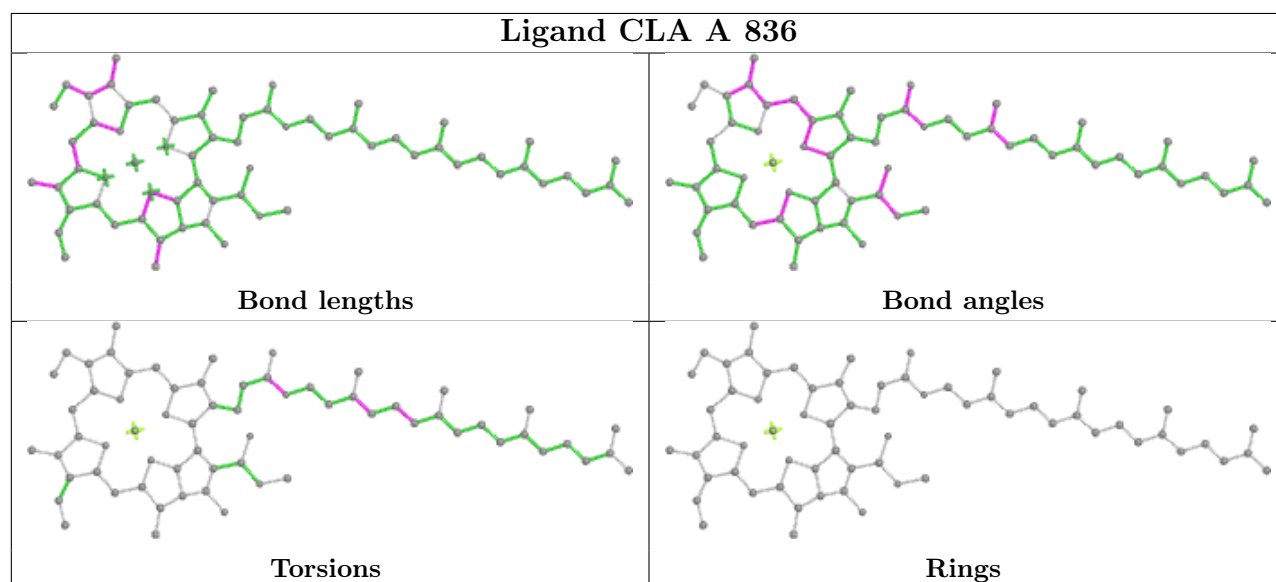
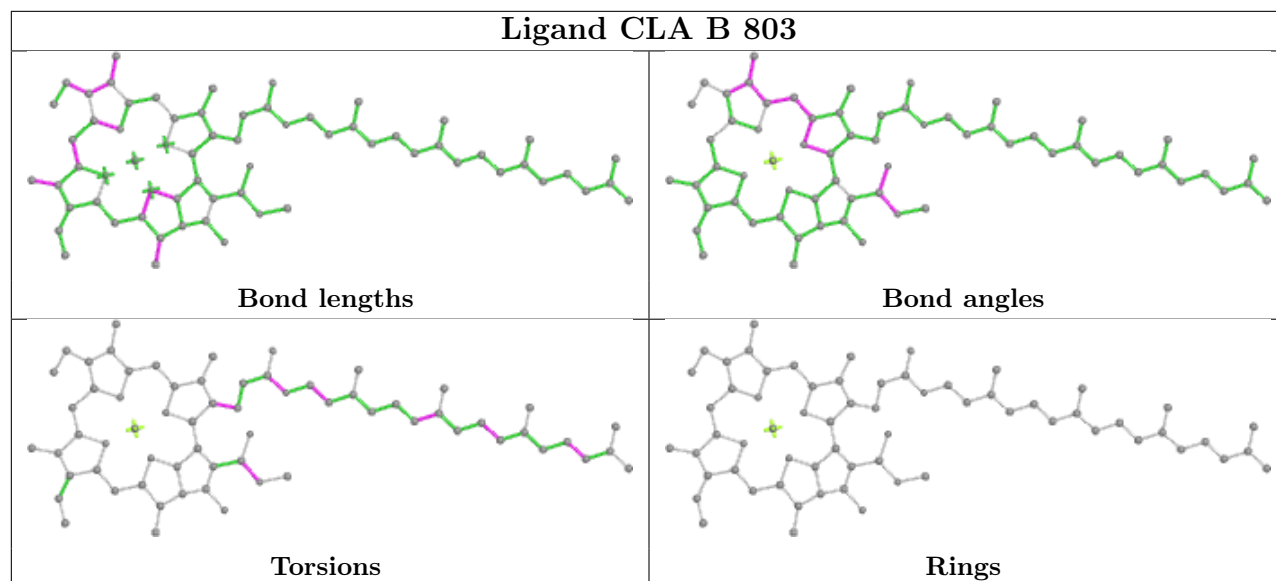
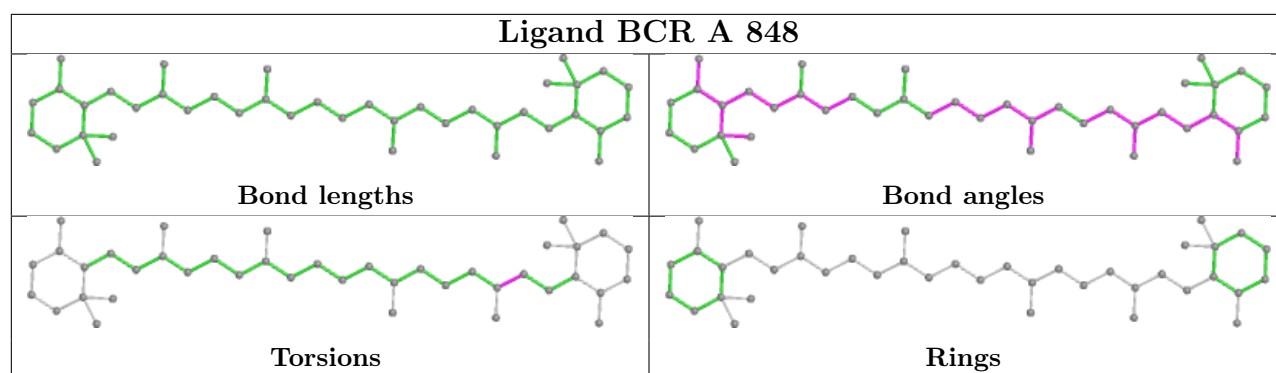
Bond angles



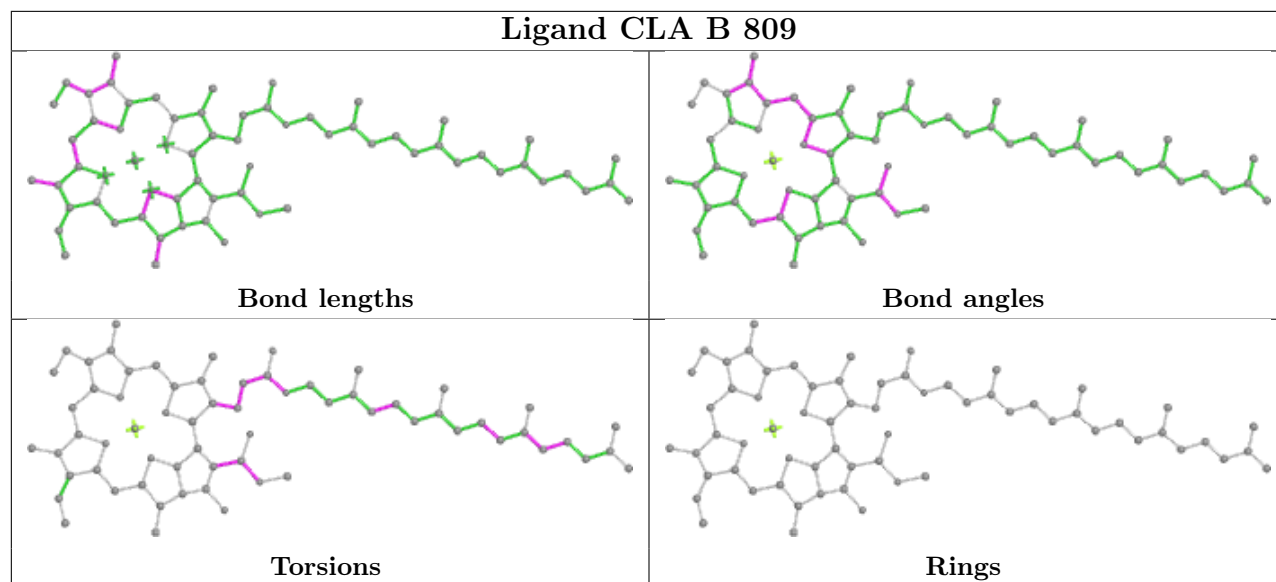
Torsions



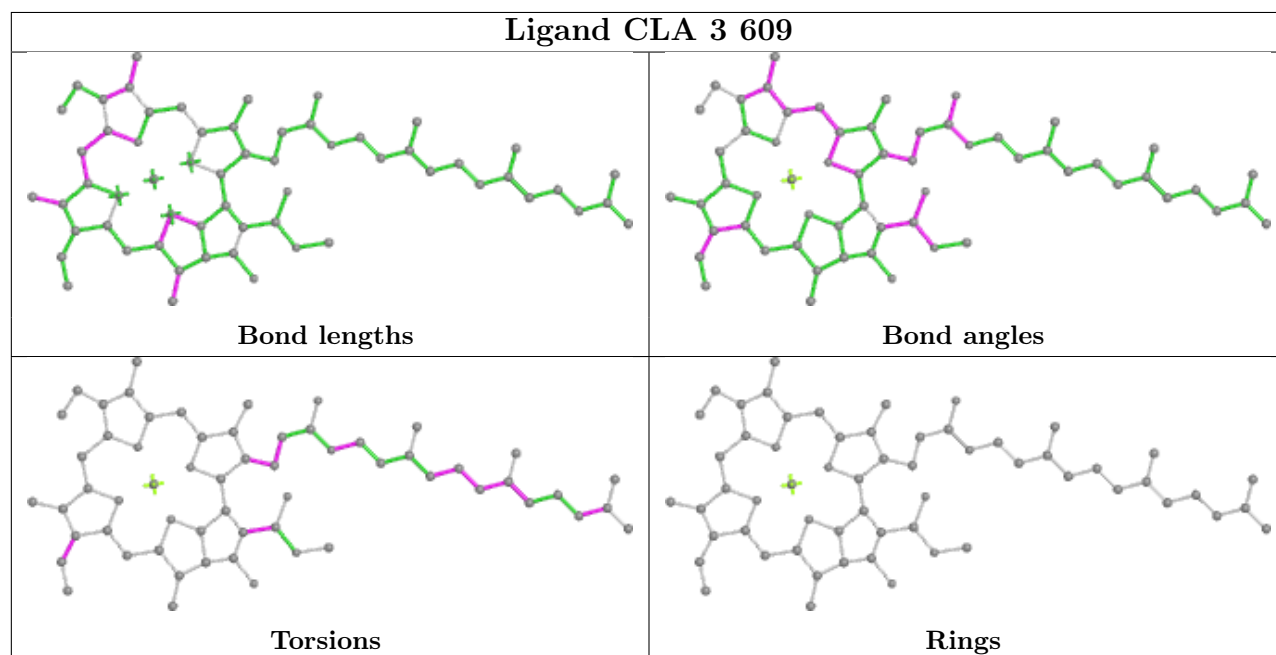
Rings



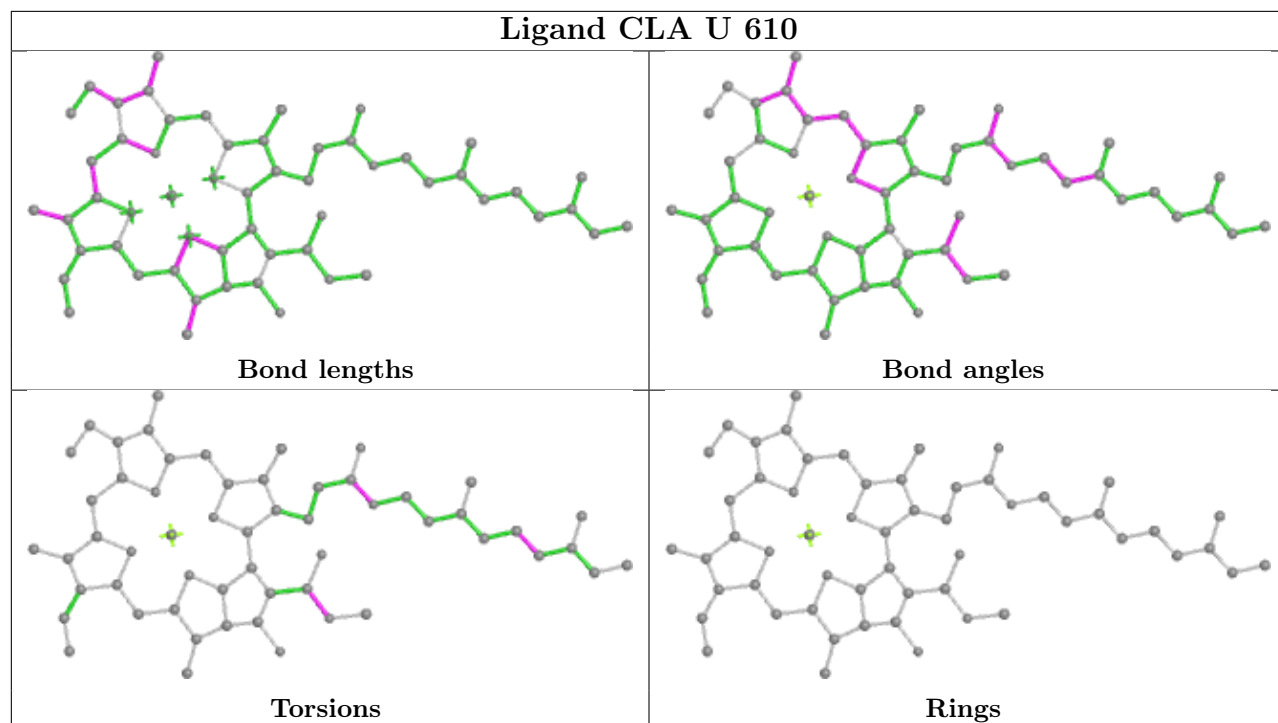
Ligand CLA B 809



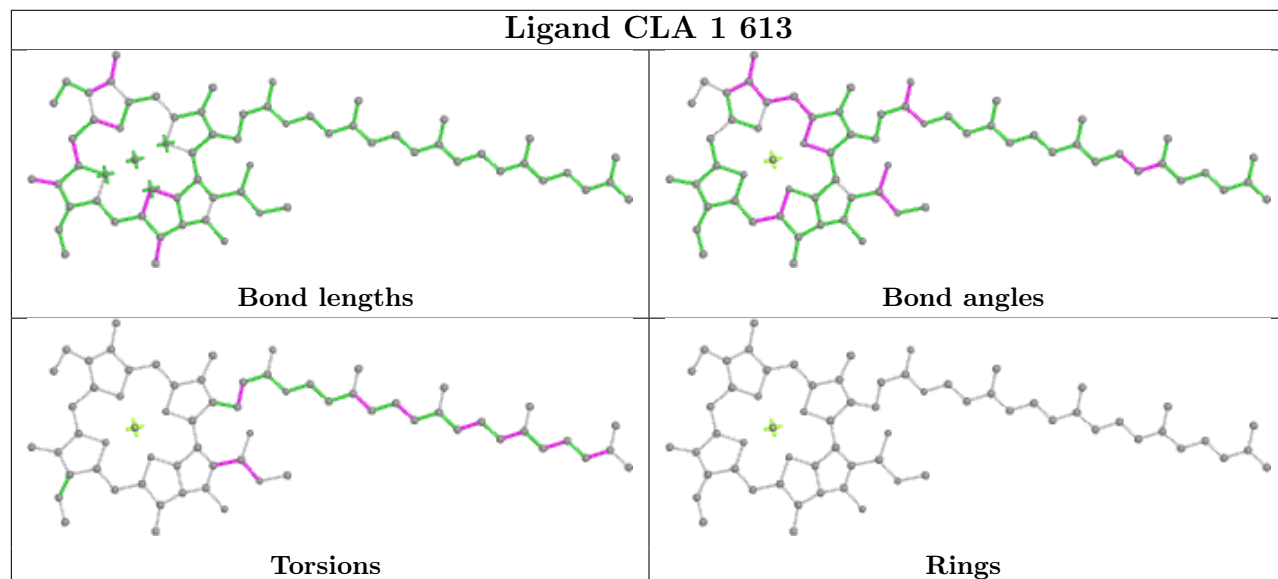
Ligand CLA 3 609

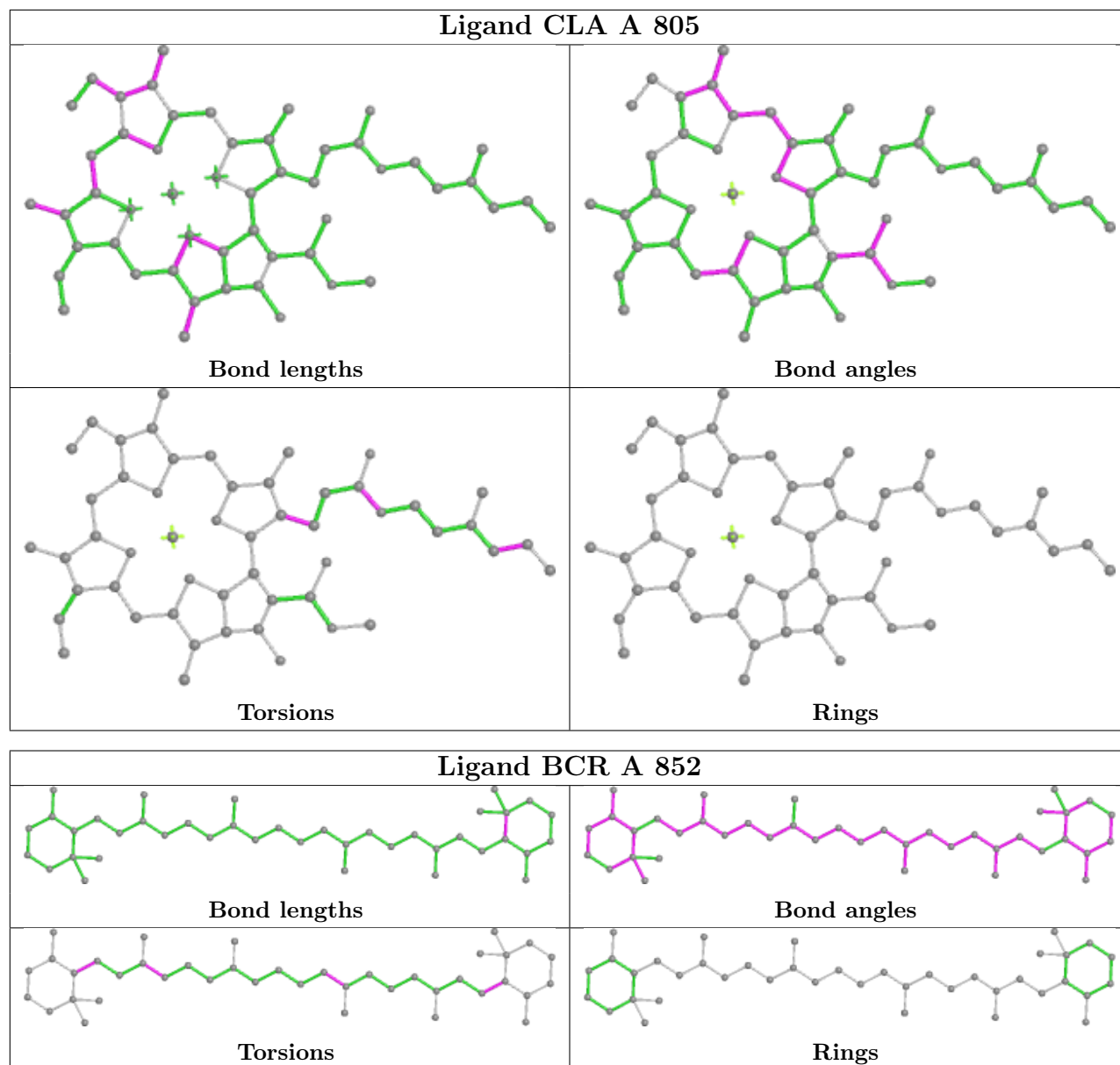


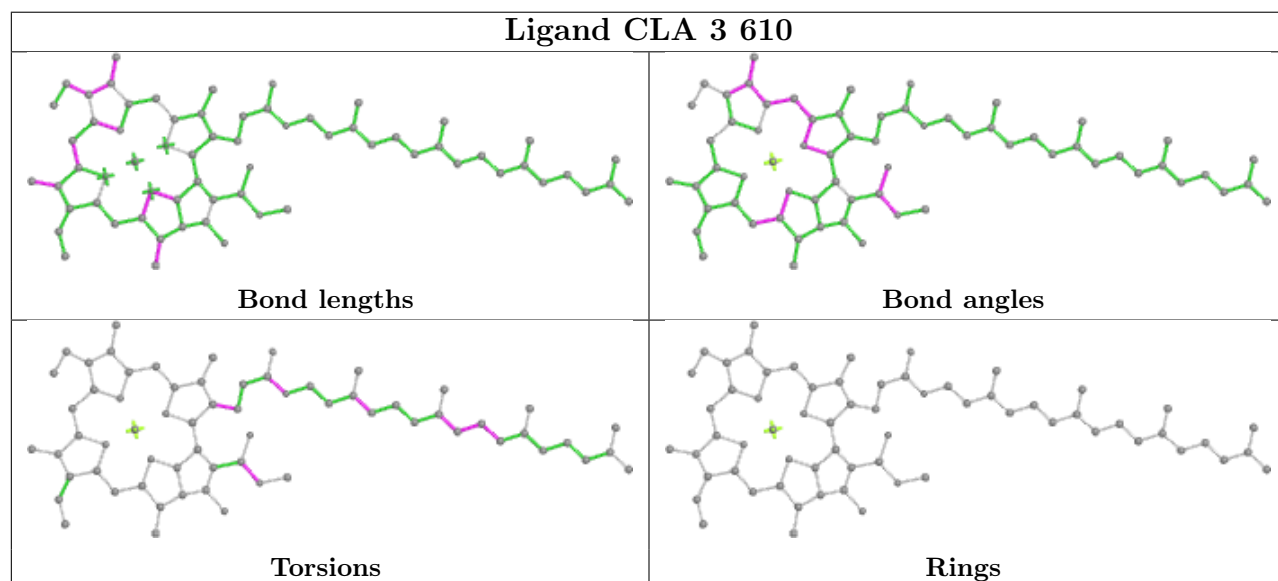
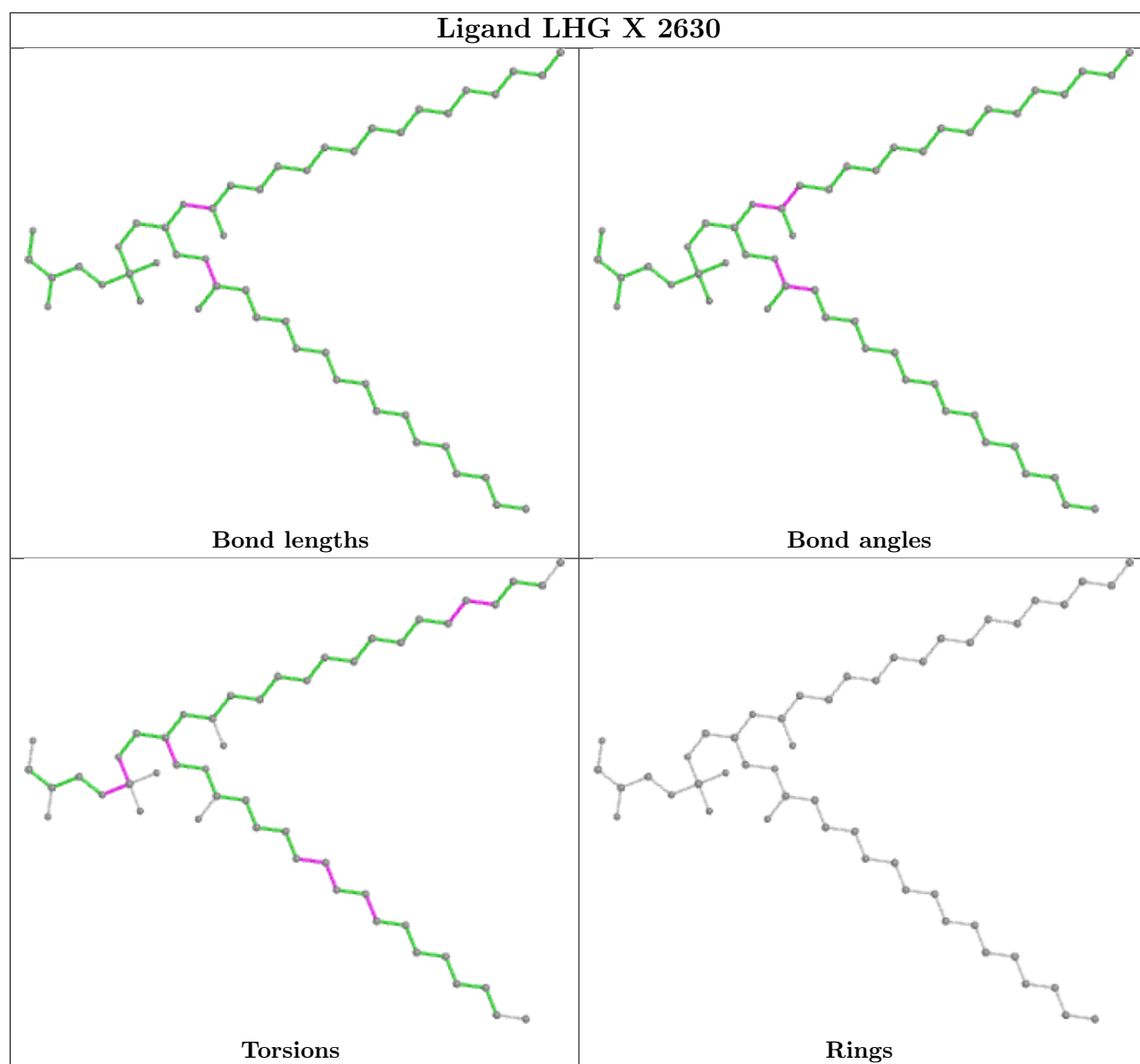
Ligand CLA U 610

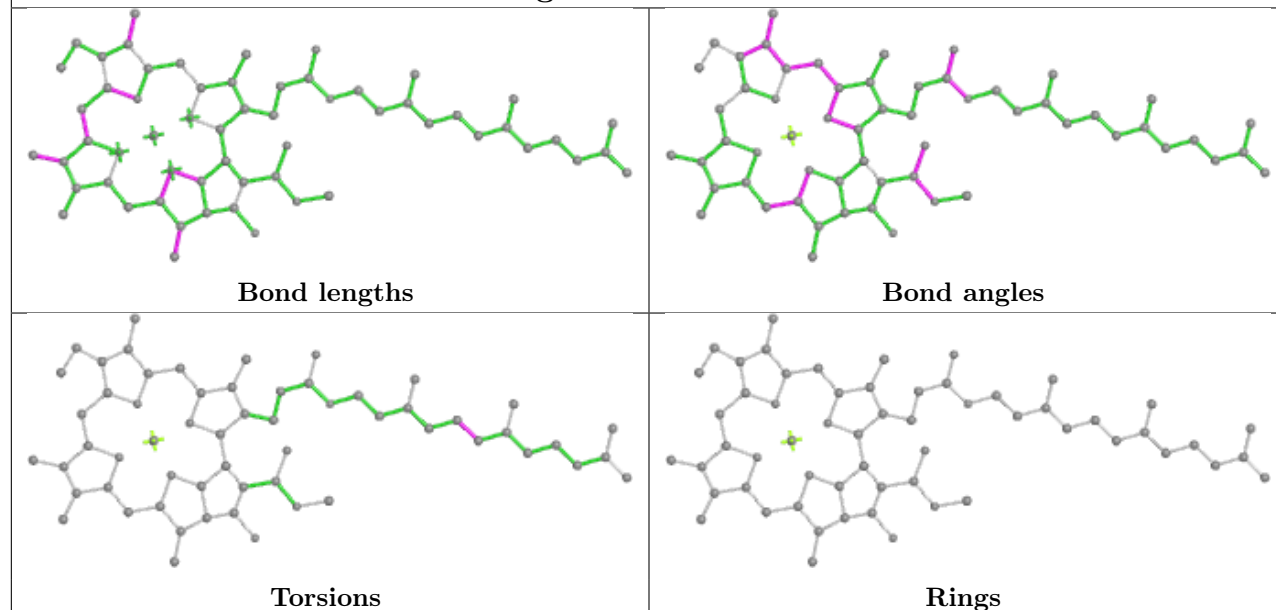
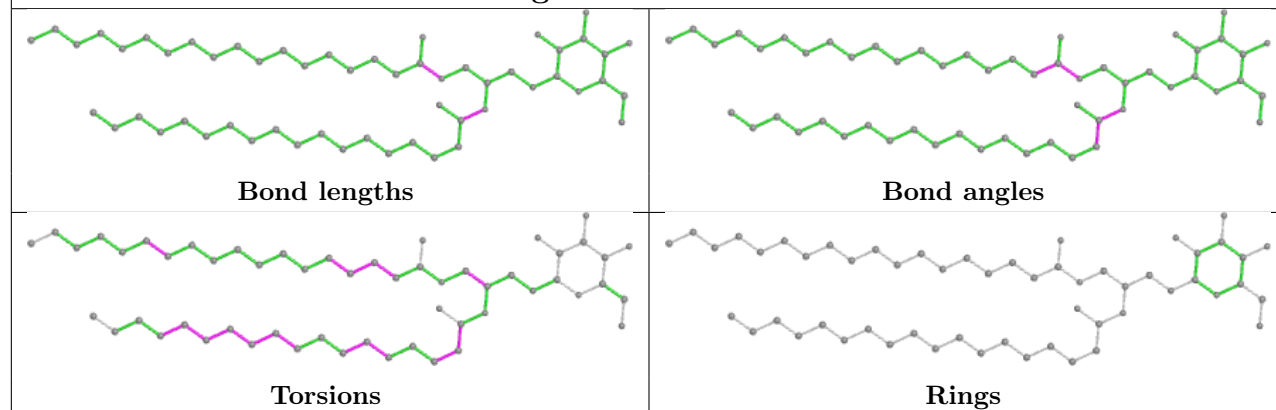


Ligand CLA 1 613

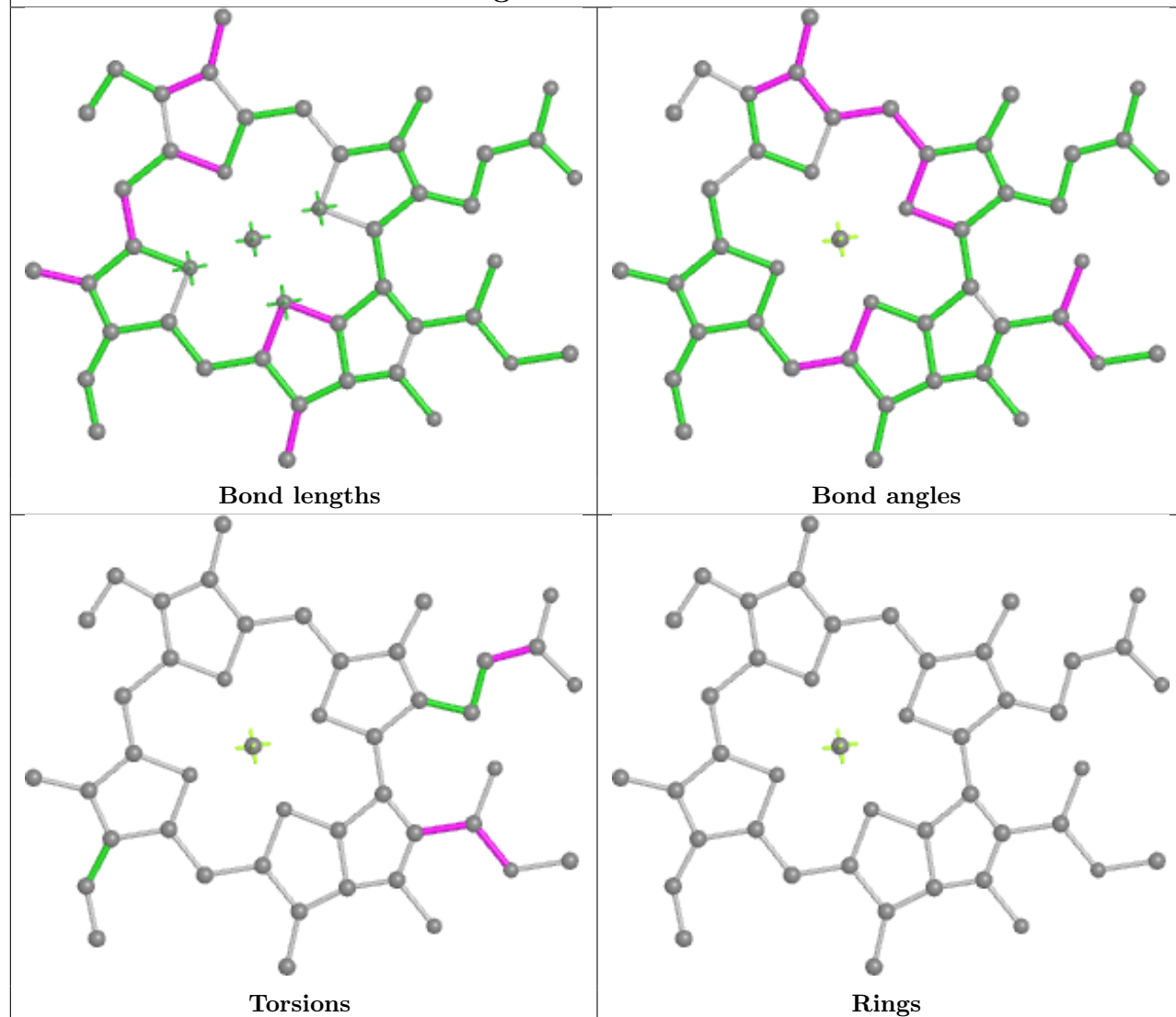




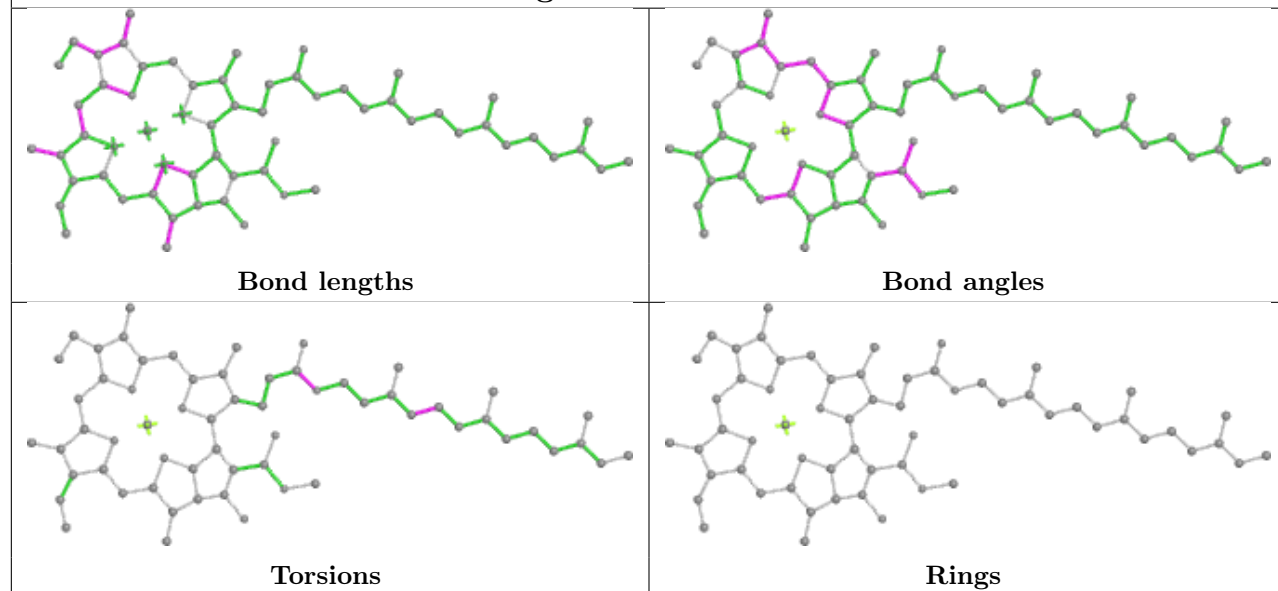


Ligand CLA a 610**Ligand LMG 9 625**

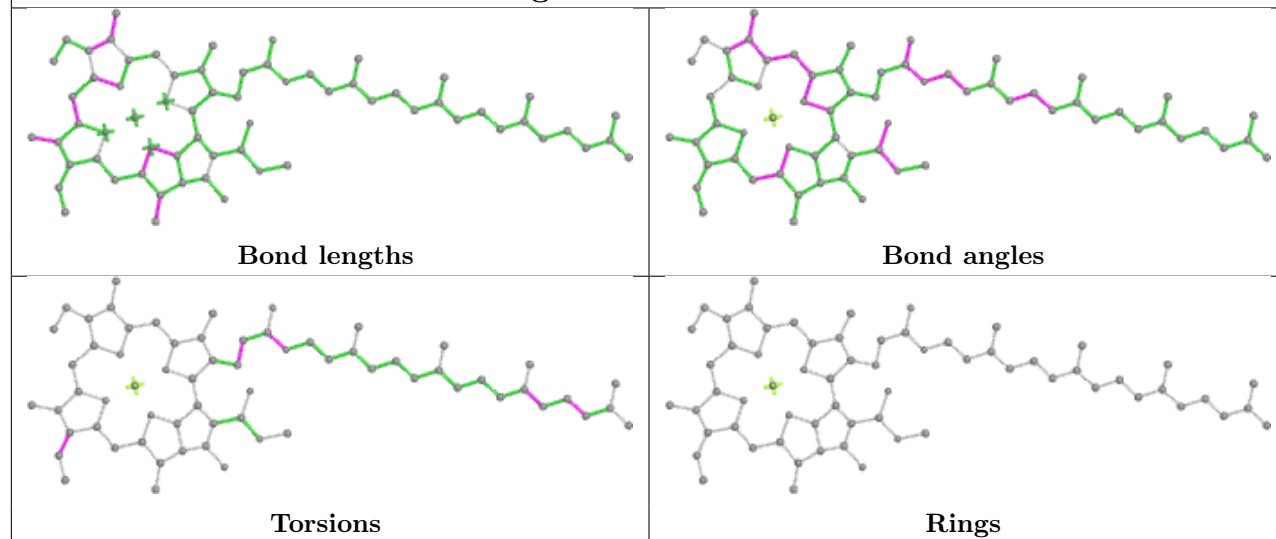
Ligand CLA 2 606



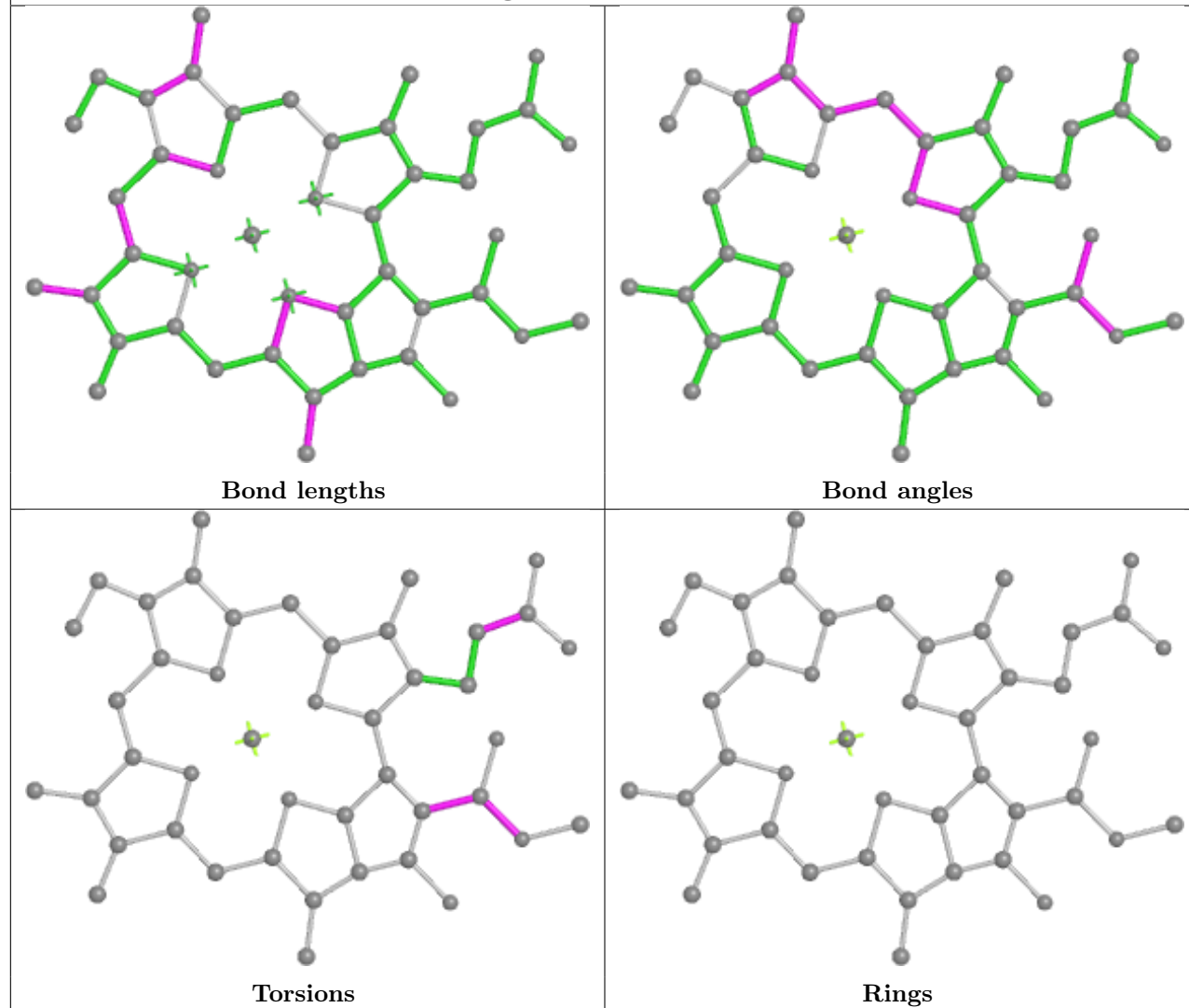
Ligand CLA 1 602



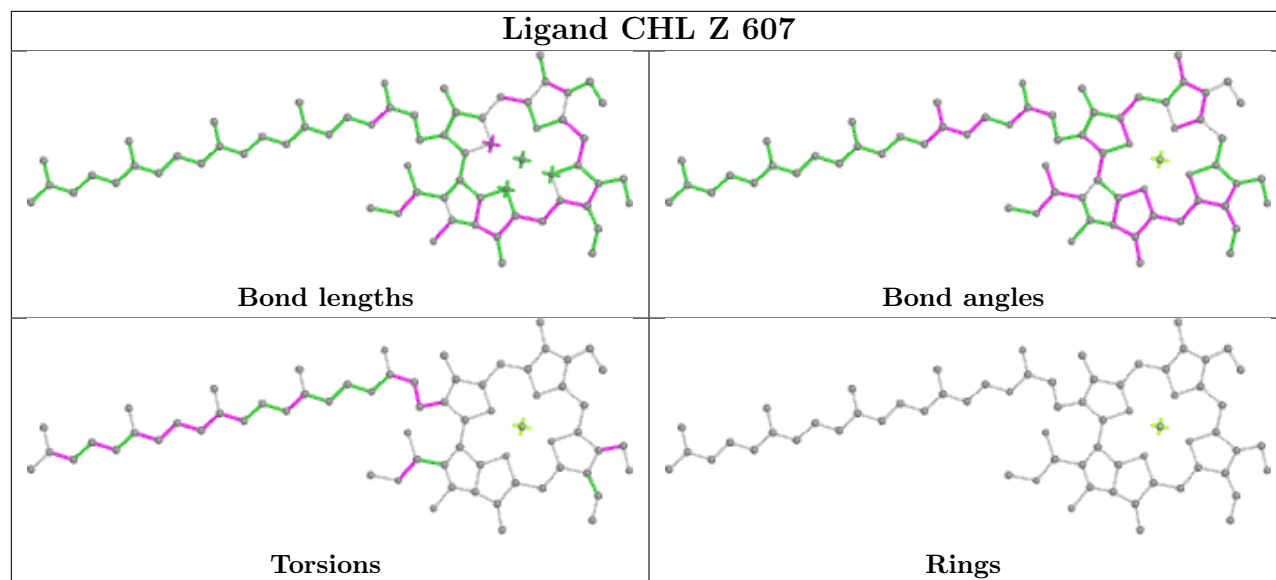
Ligand CLA A 822



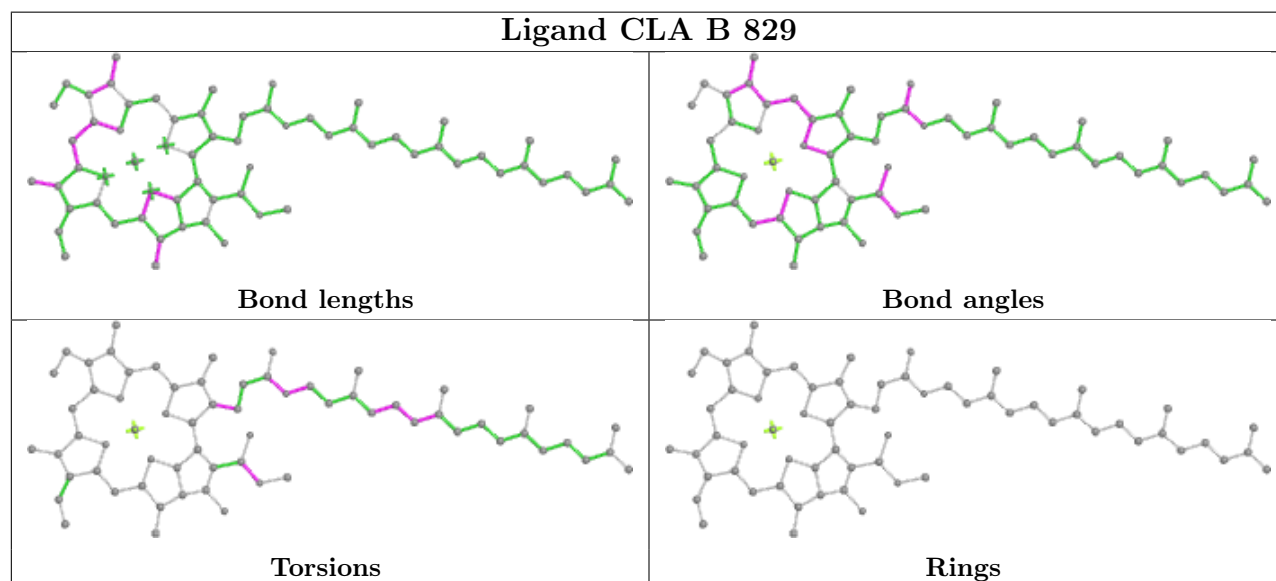
Ligand CLA 7 612

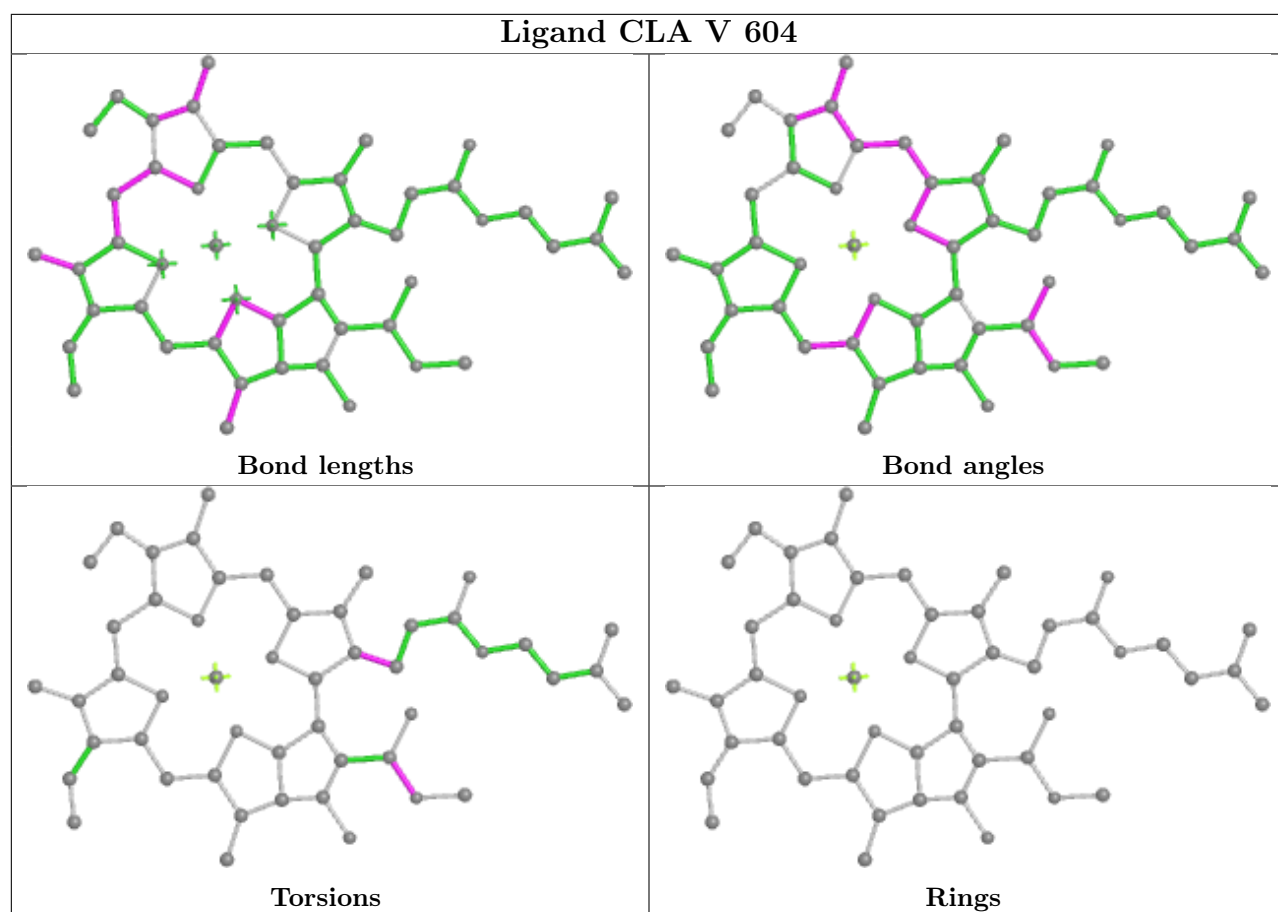


Ligand CHL Z 607

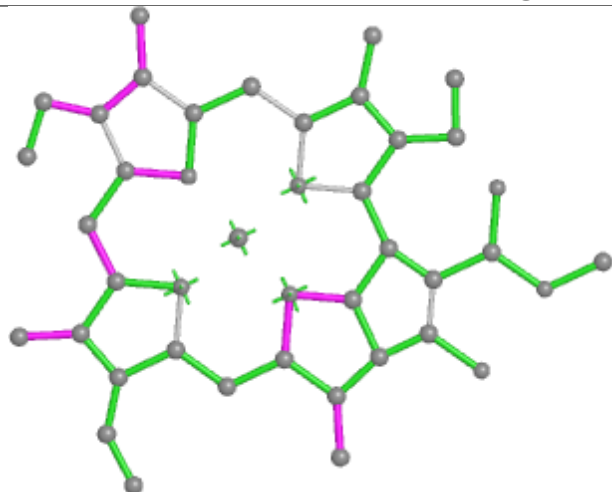


Ligand CLA B 829

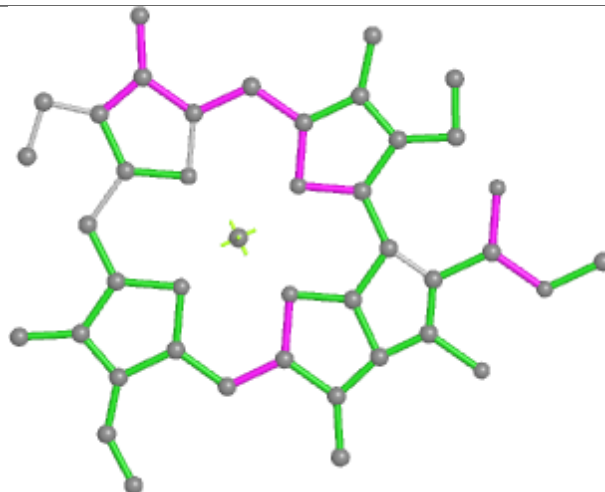




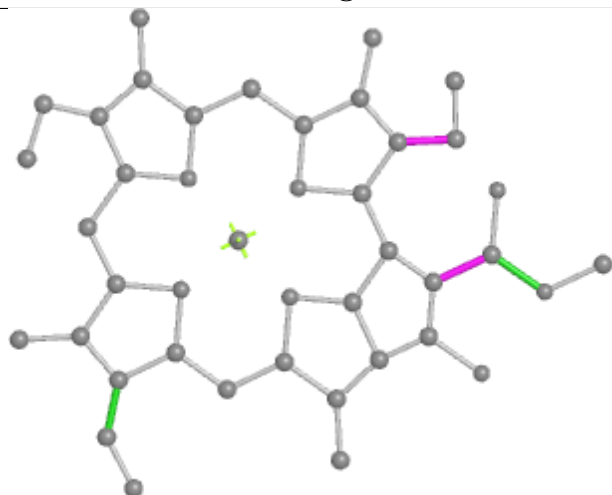
Ligand CLA 7 614



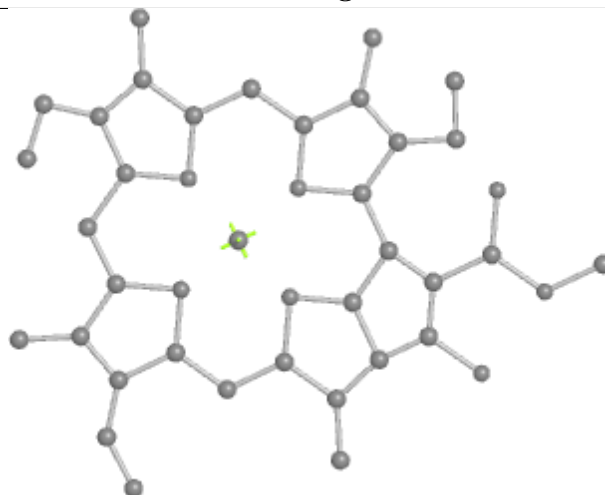
Bond lengths



Bond angles

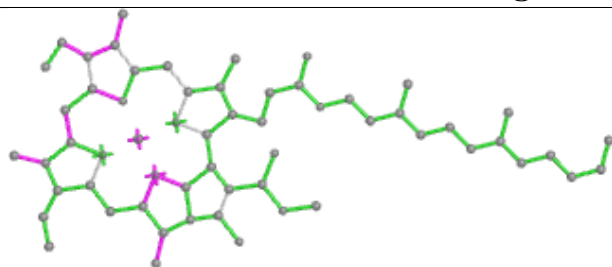


Torsions

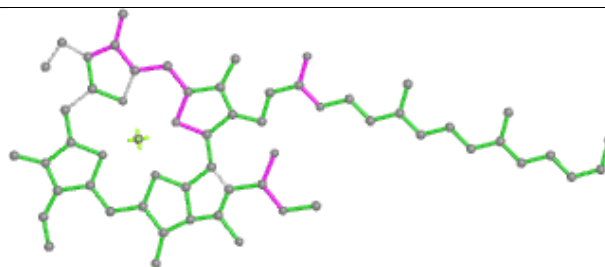


Rings

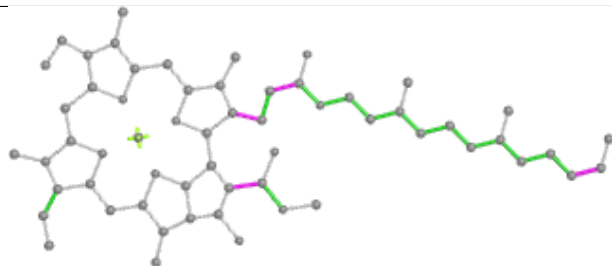
Ligand CLA A 819



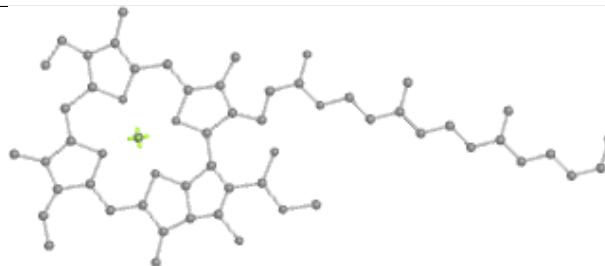
Bond lengths



Bond angles

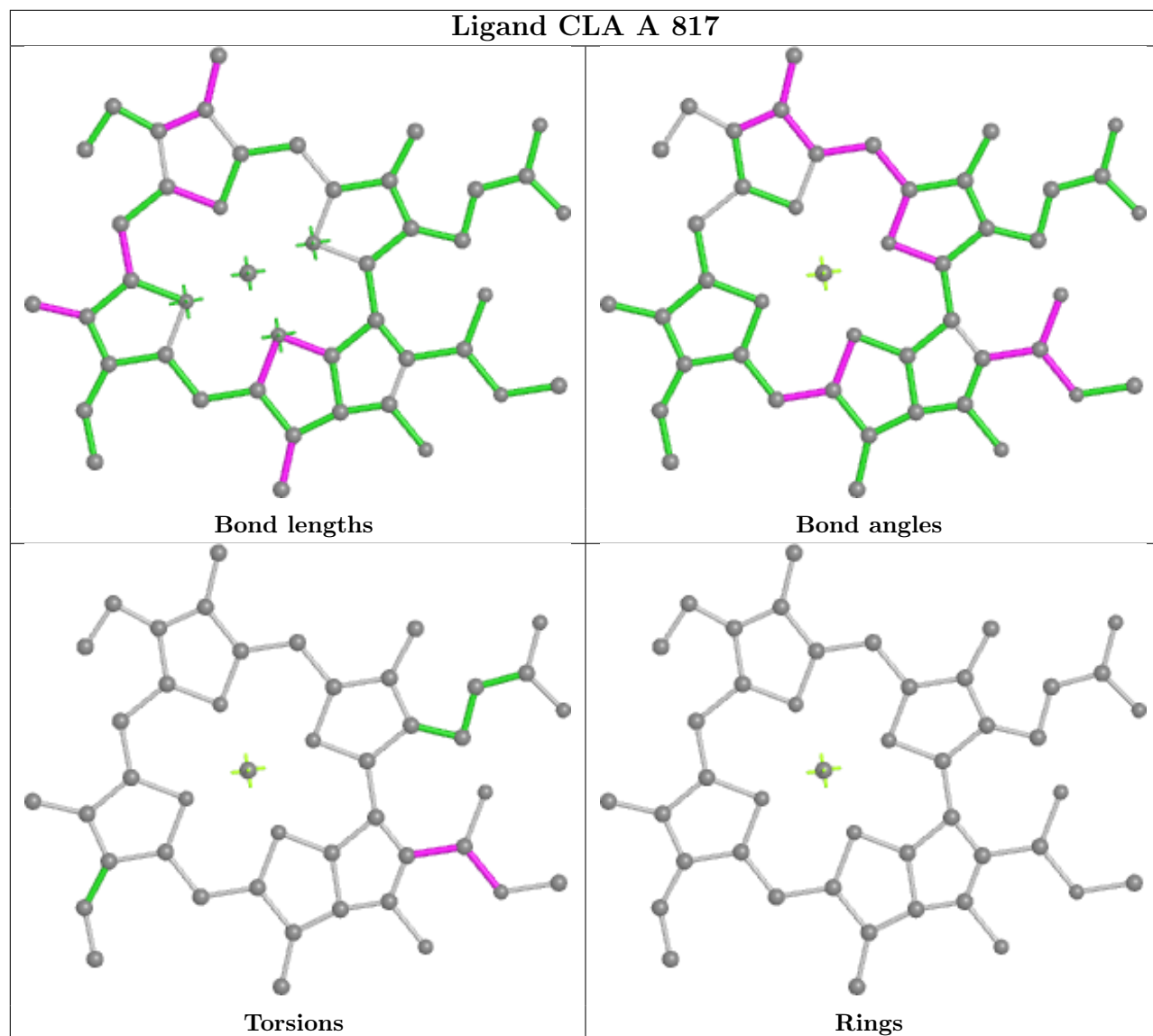


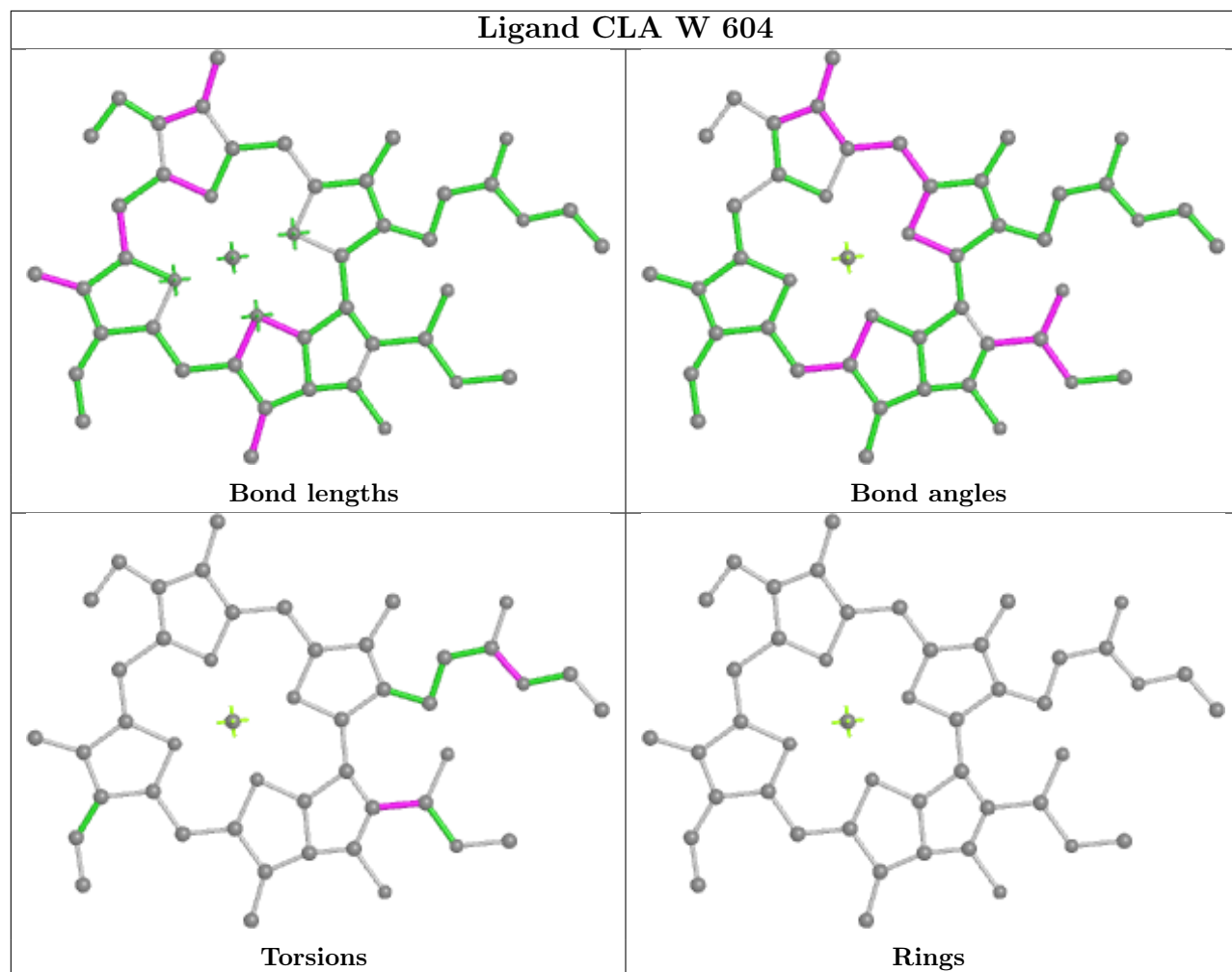
Torsions



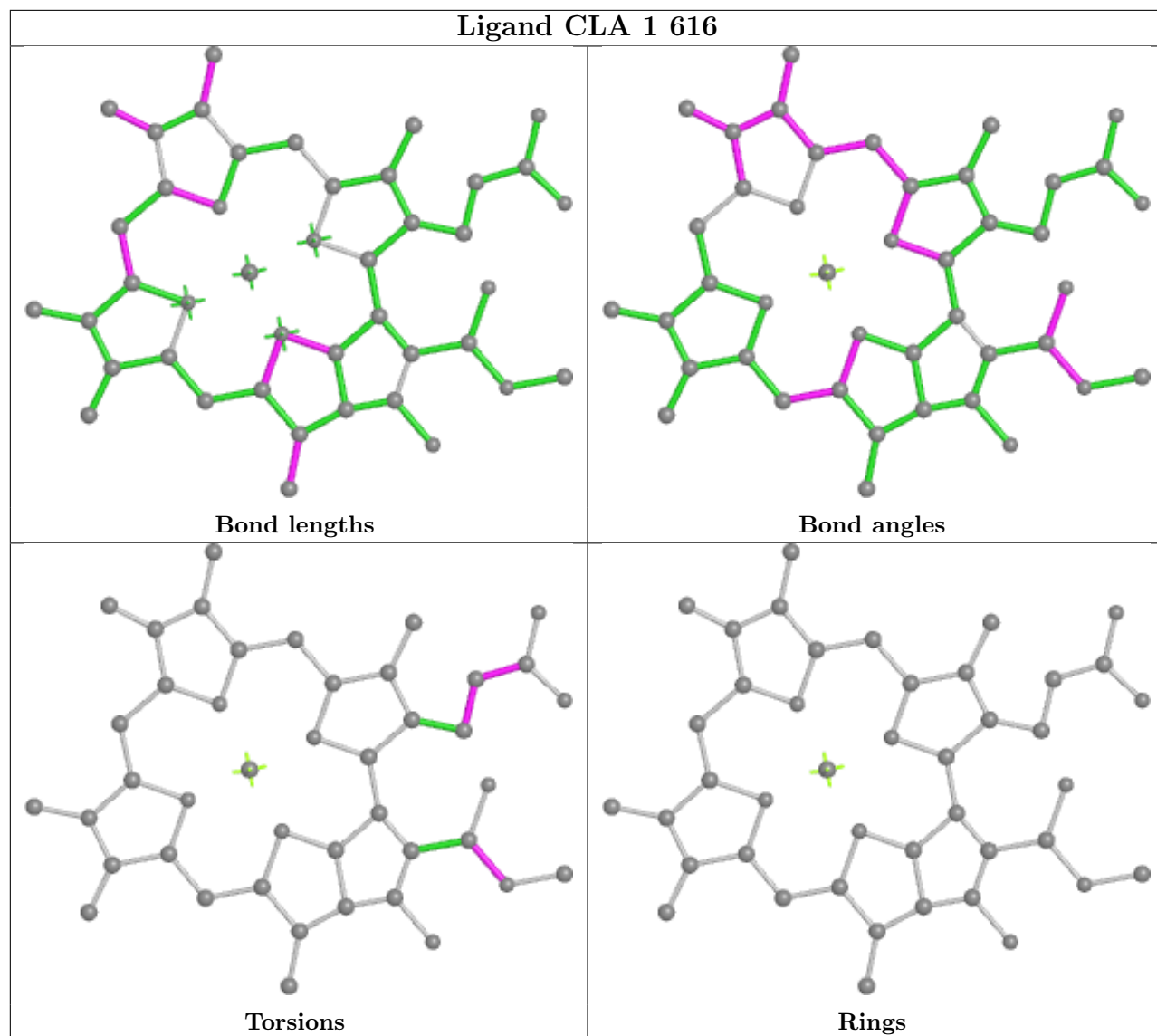
Rings

Ligand CLA A 817

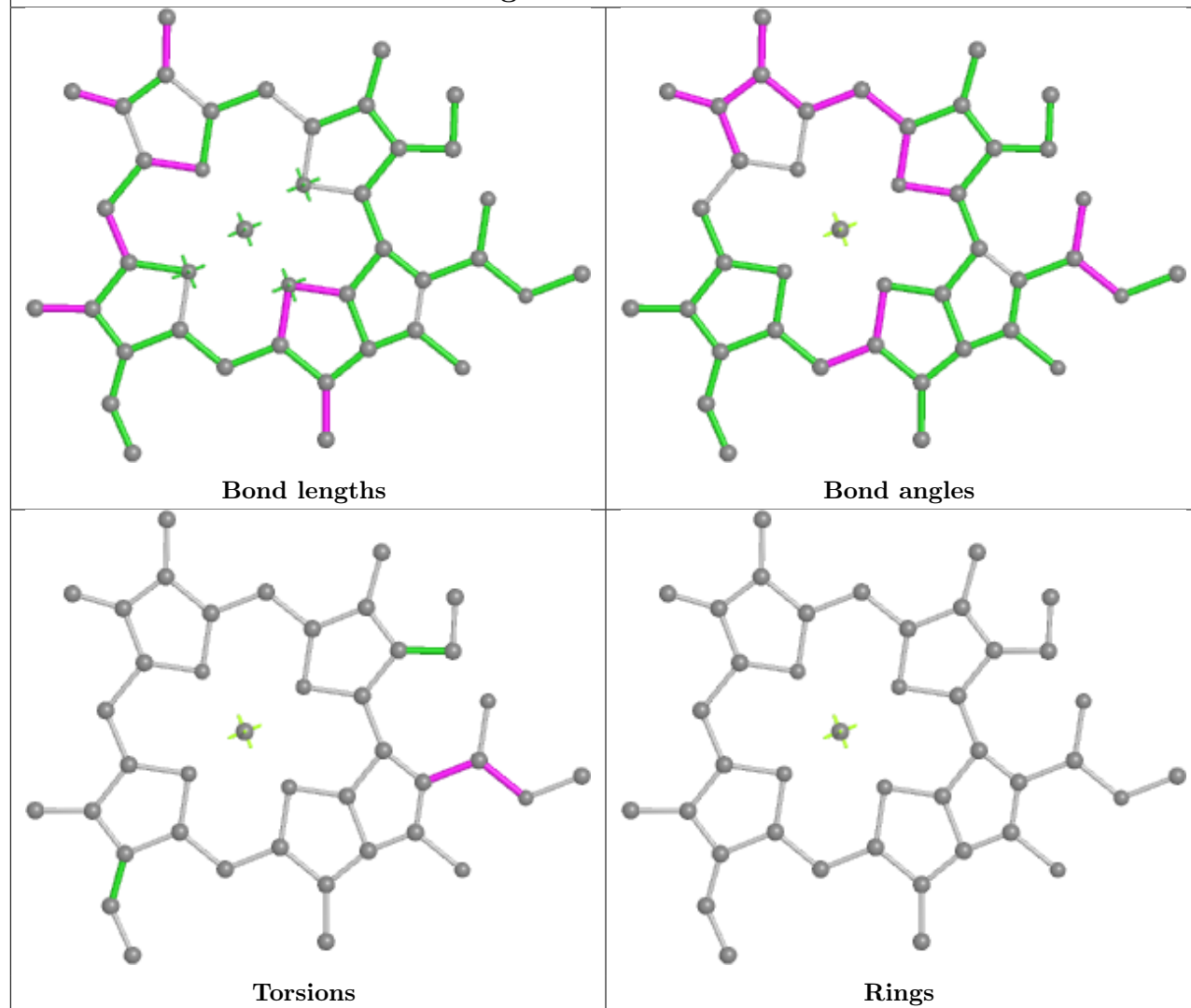




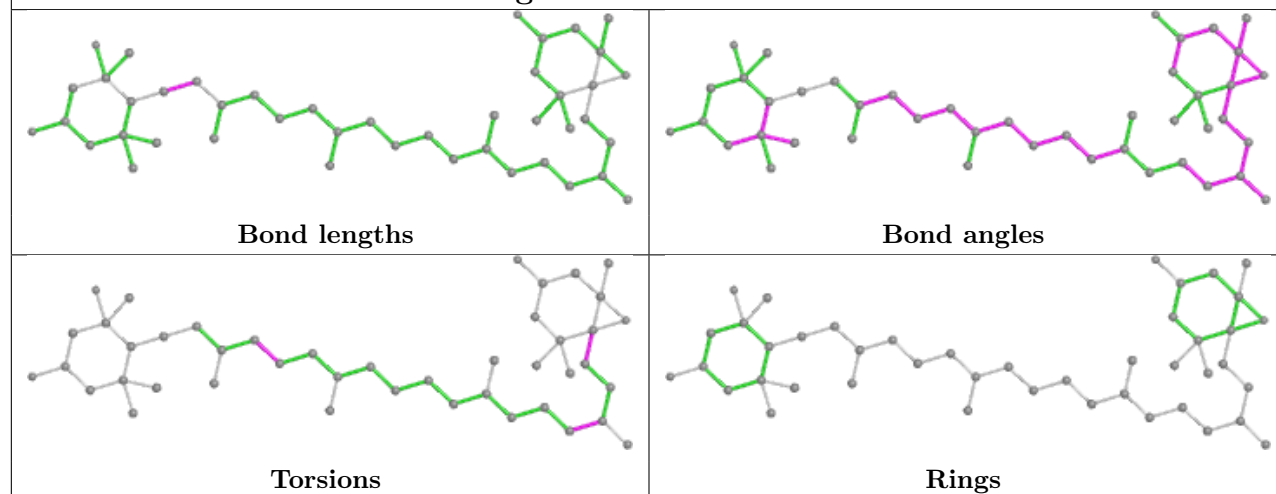
Ligand CLA 1 616

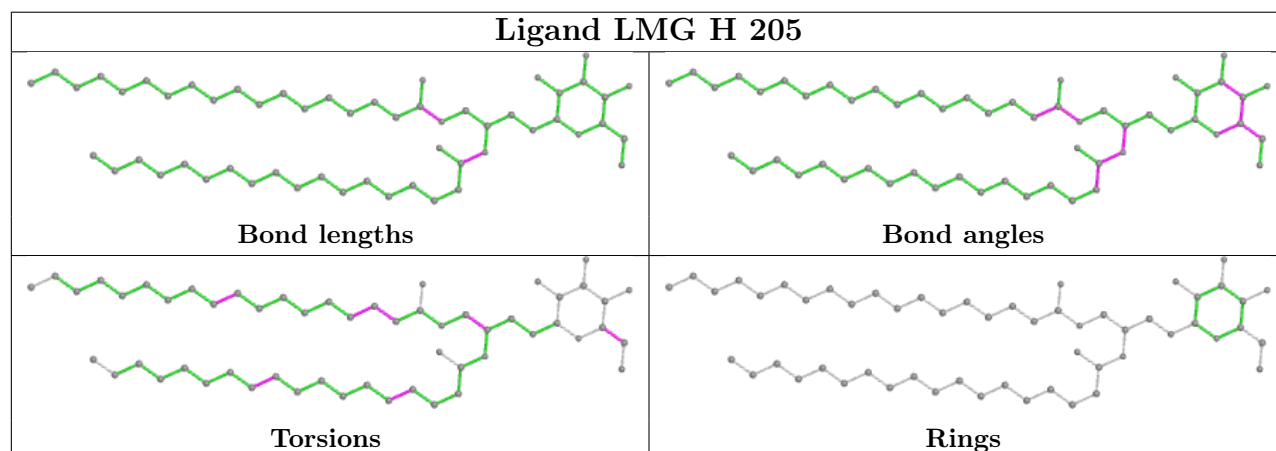
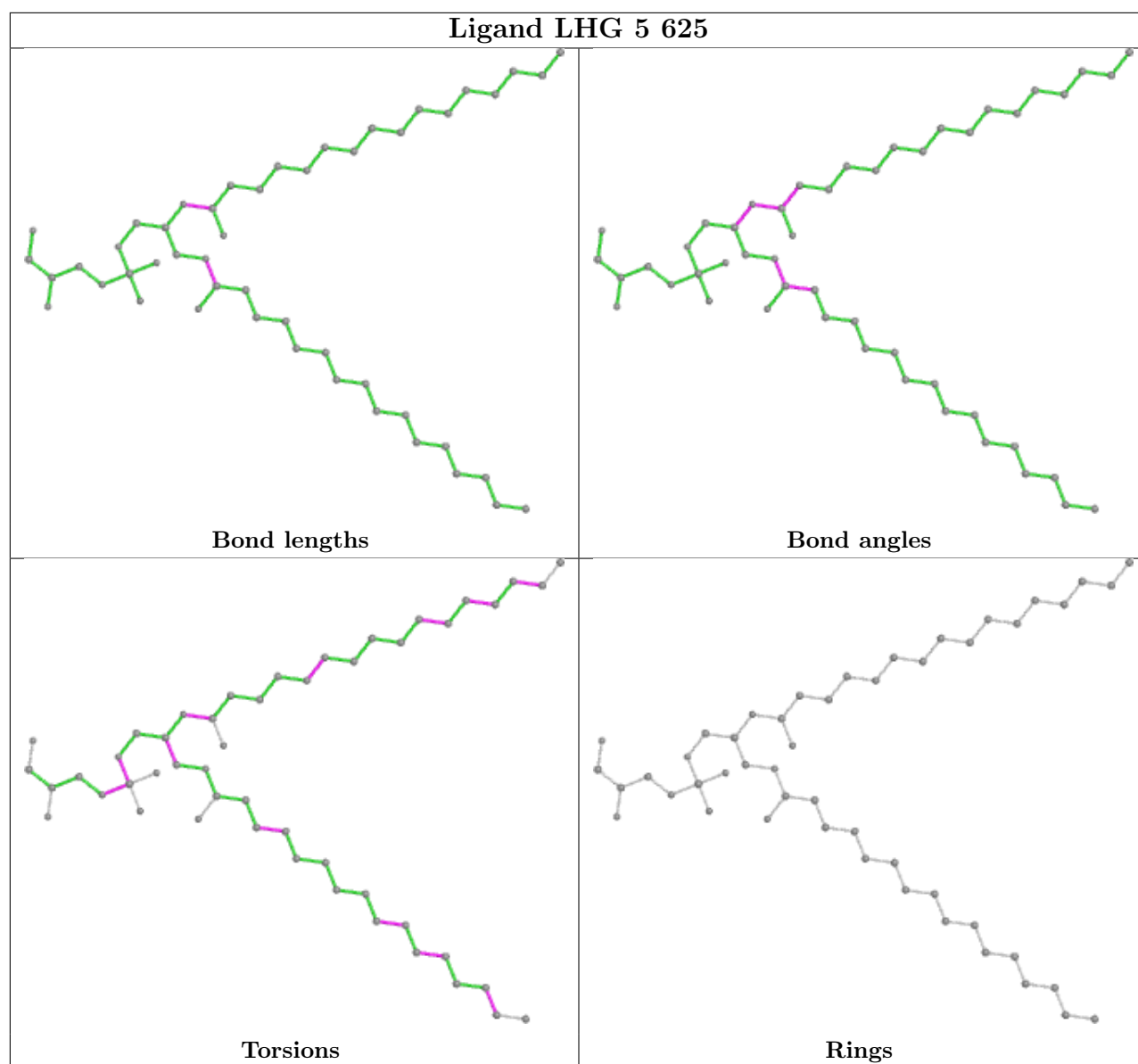


Ligand CLA 6 607

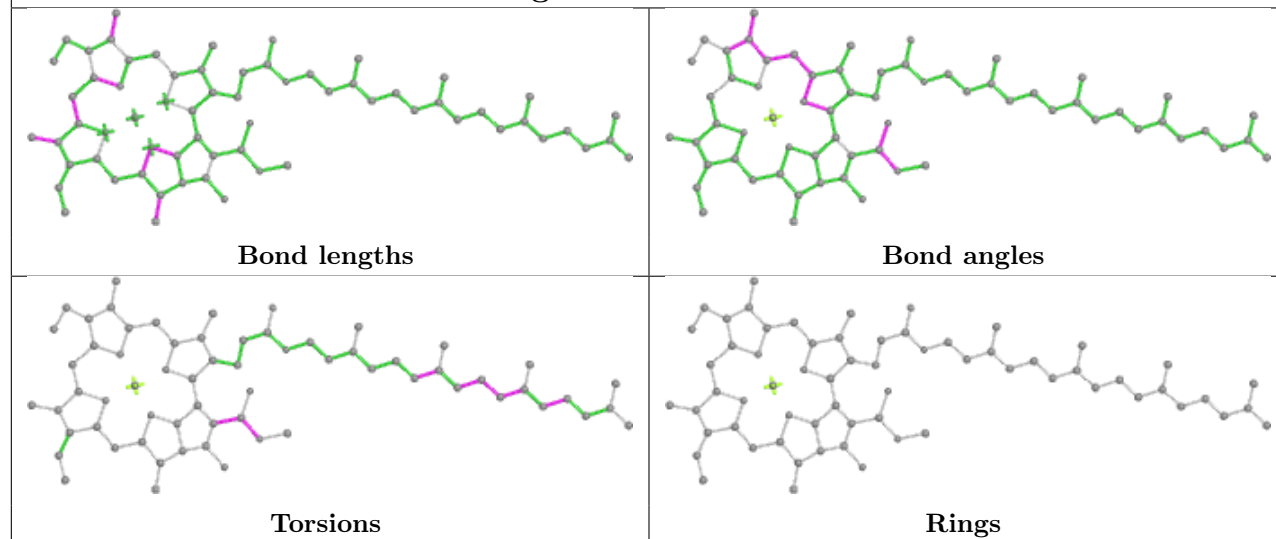


Ligand NEX W 1623

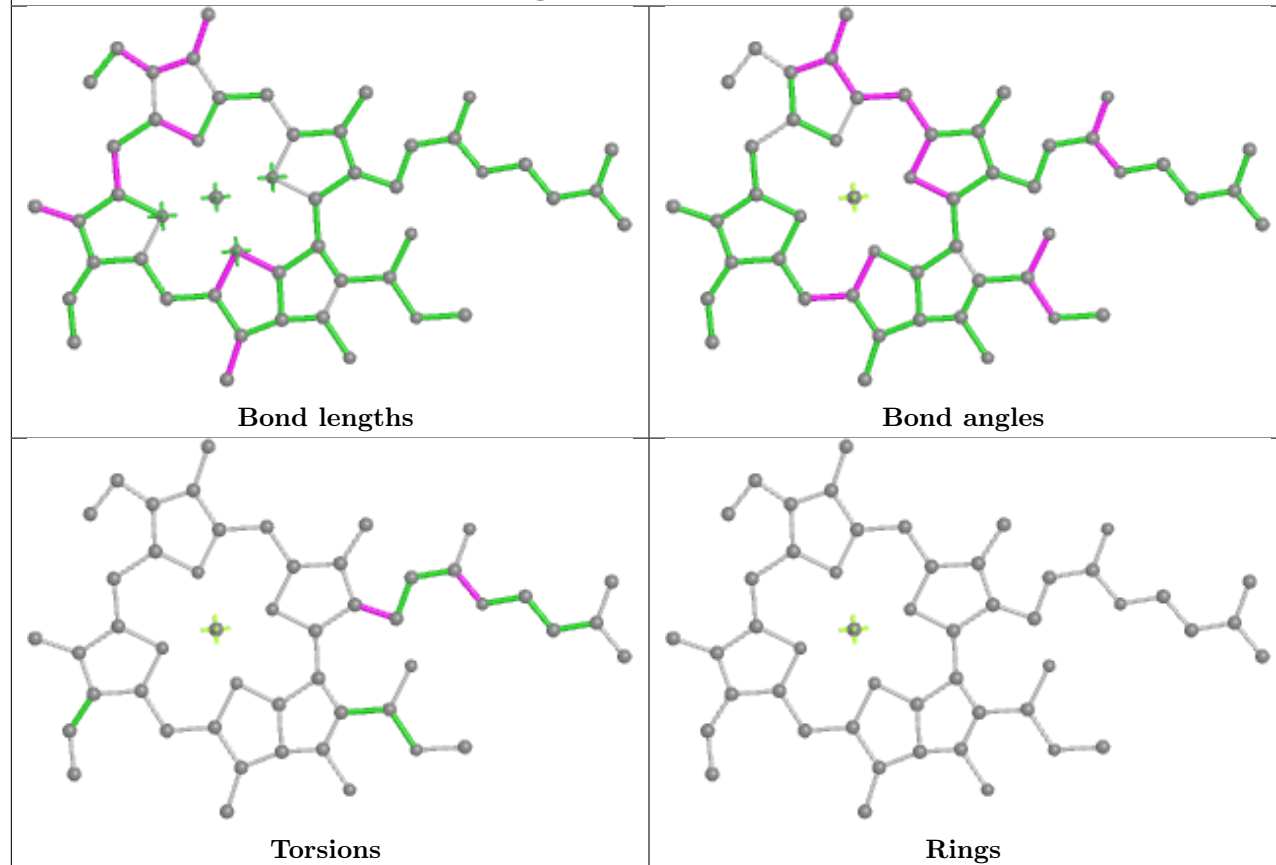


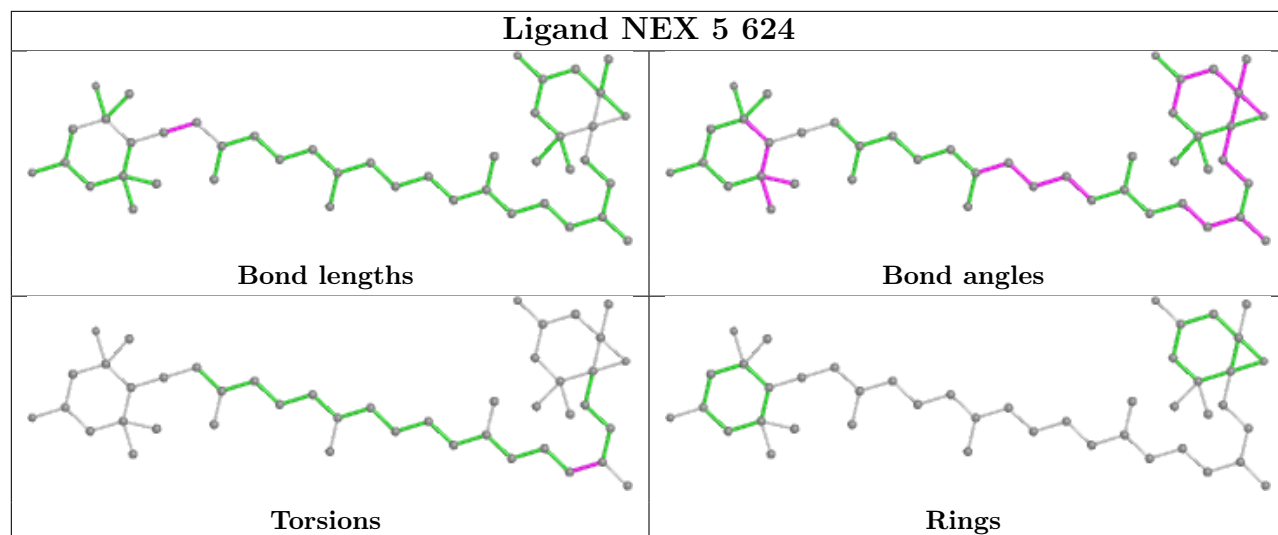
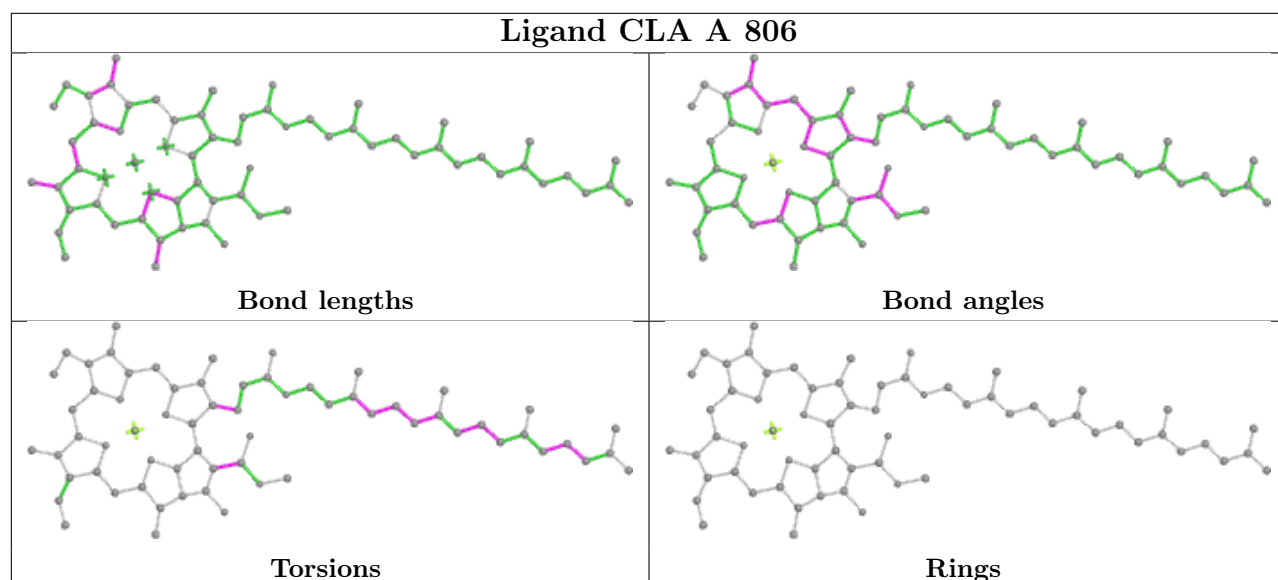
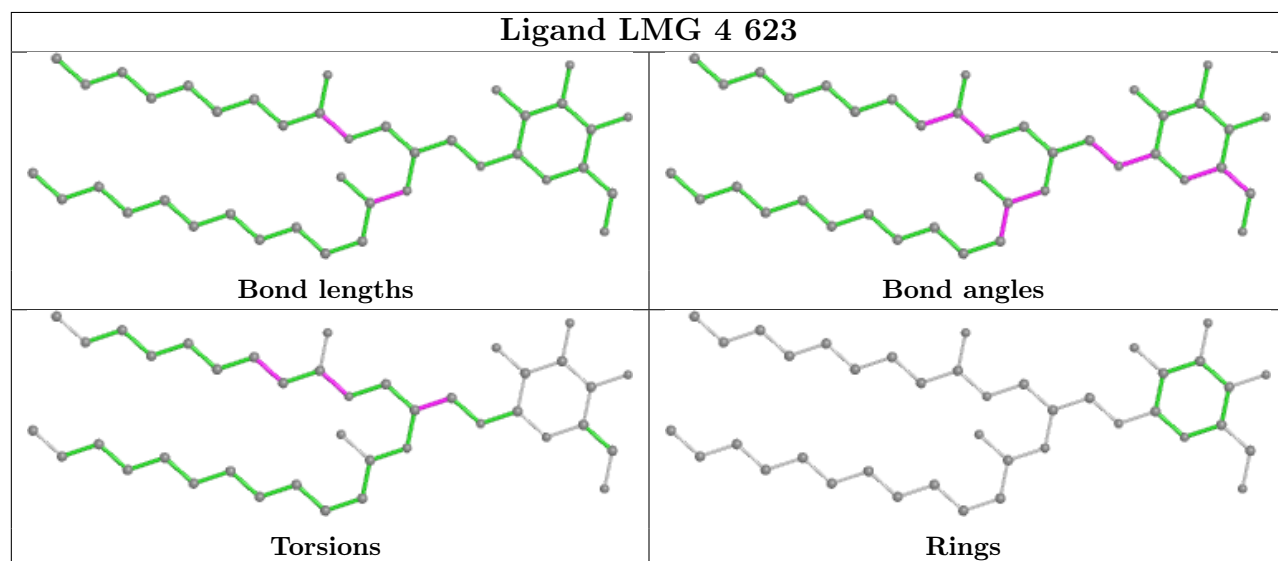


Ligand CLA X 602

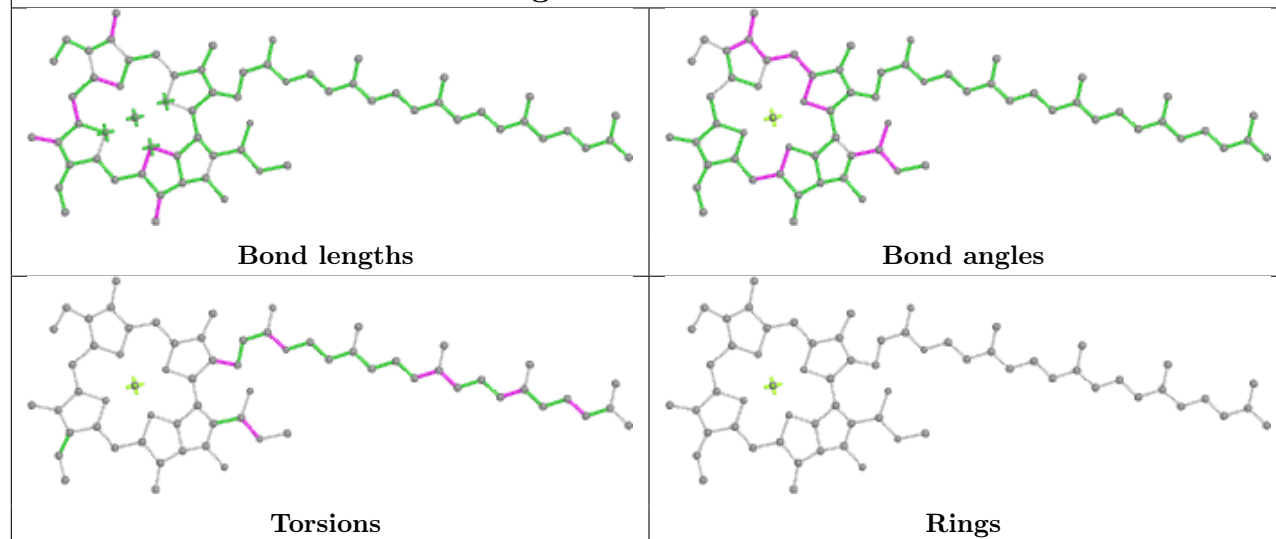


Ligand CLA A 808

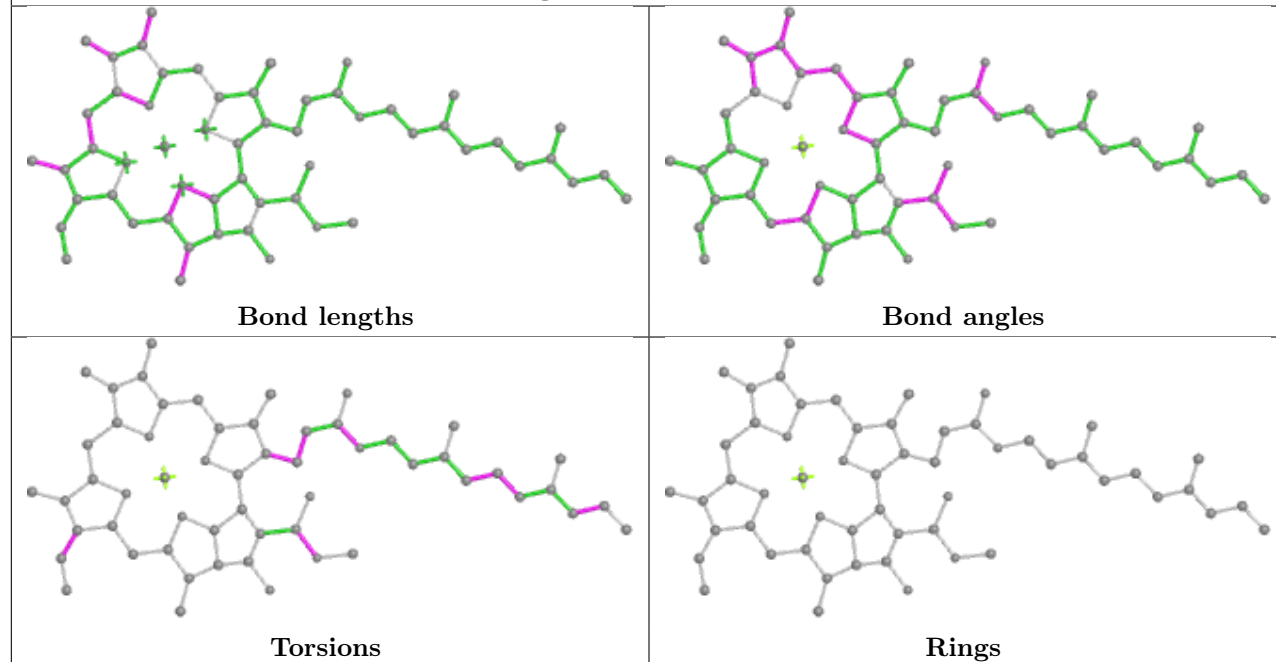


Ligand NEX 5 624**Ligand CLA A 806****Ligand LMG 4 623**

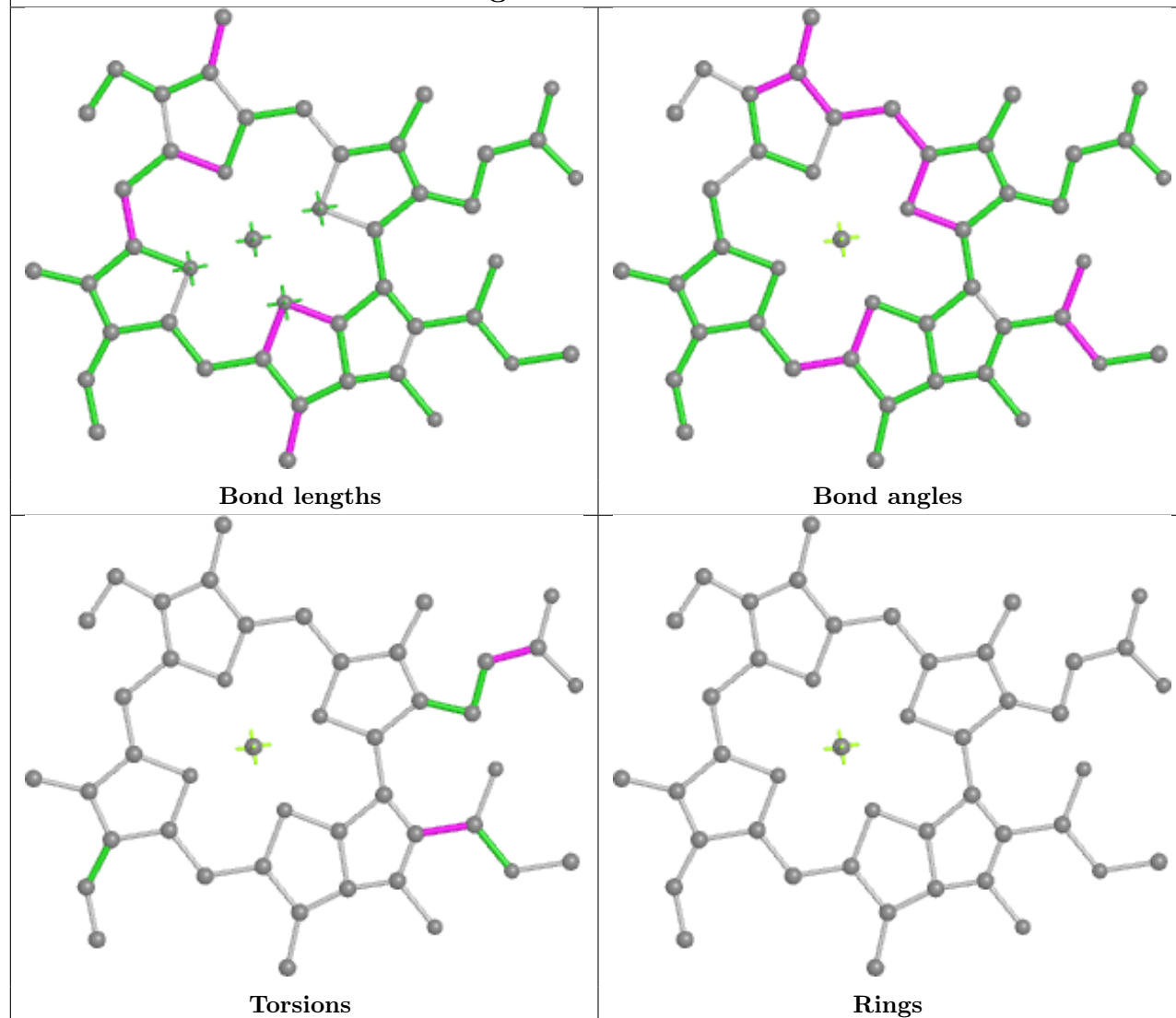
Ligand CLA A 820



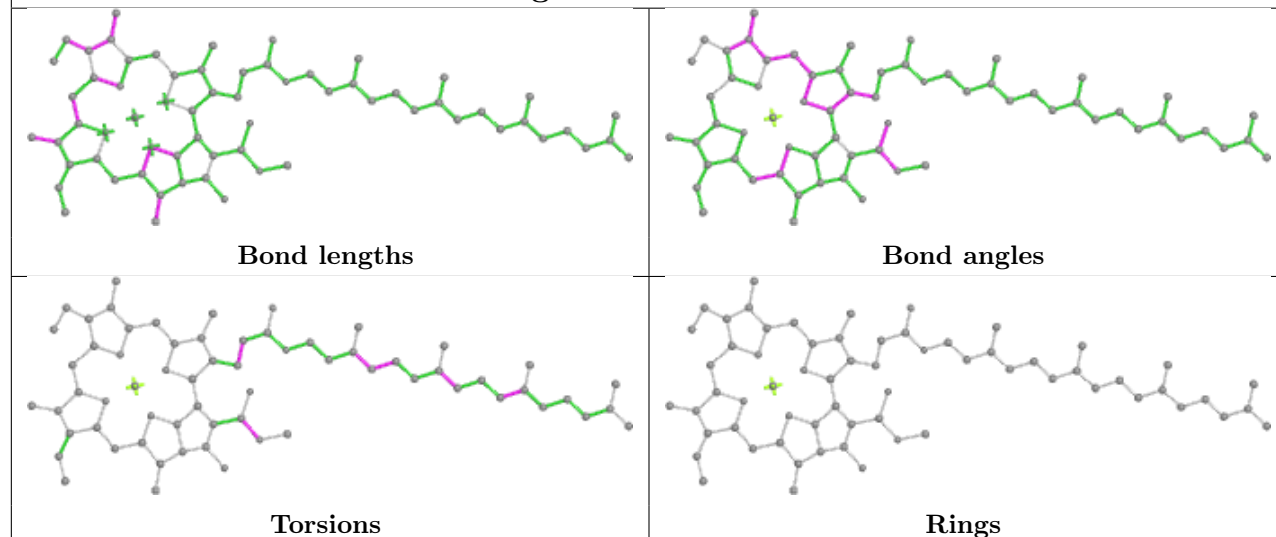
Ligand CLA 3 607



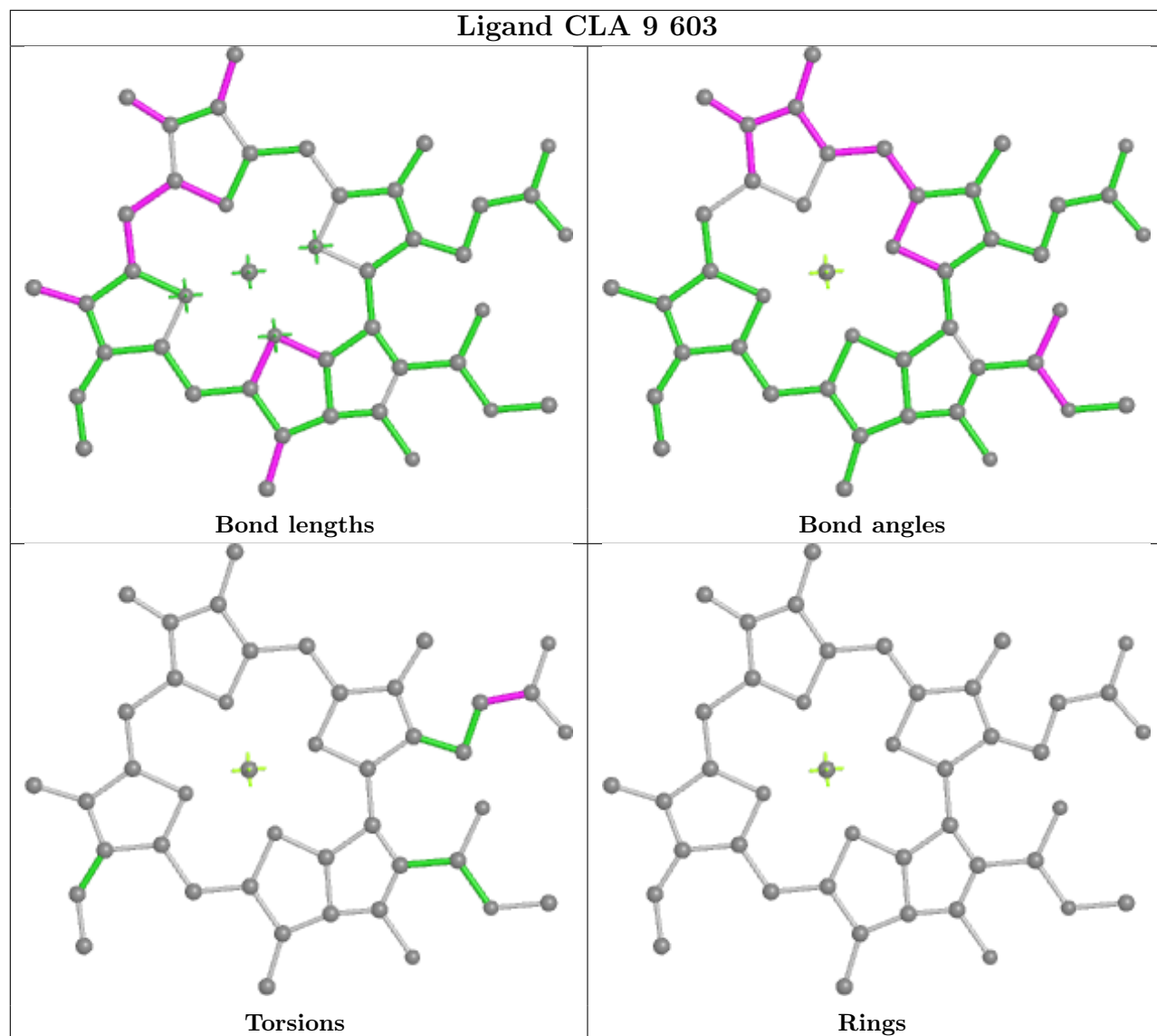
Ligand CLA Y 612



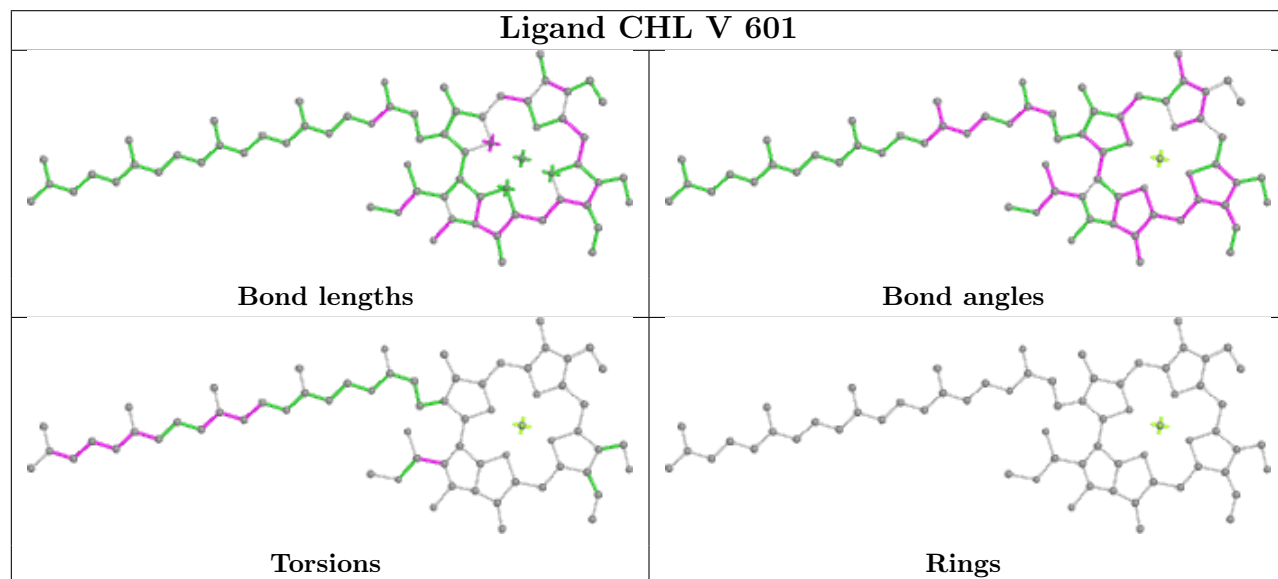
Ligand CLA A 802

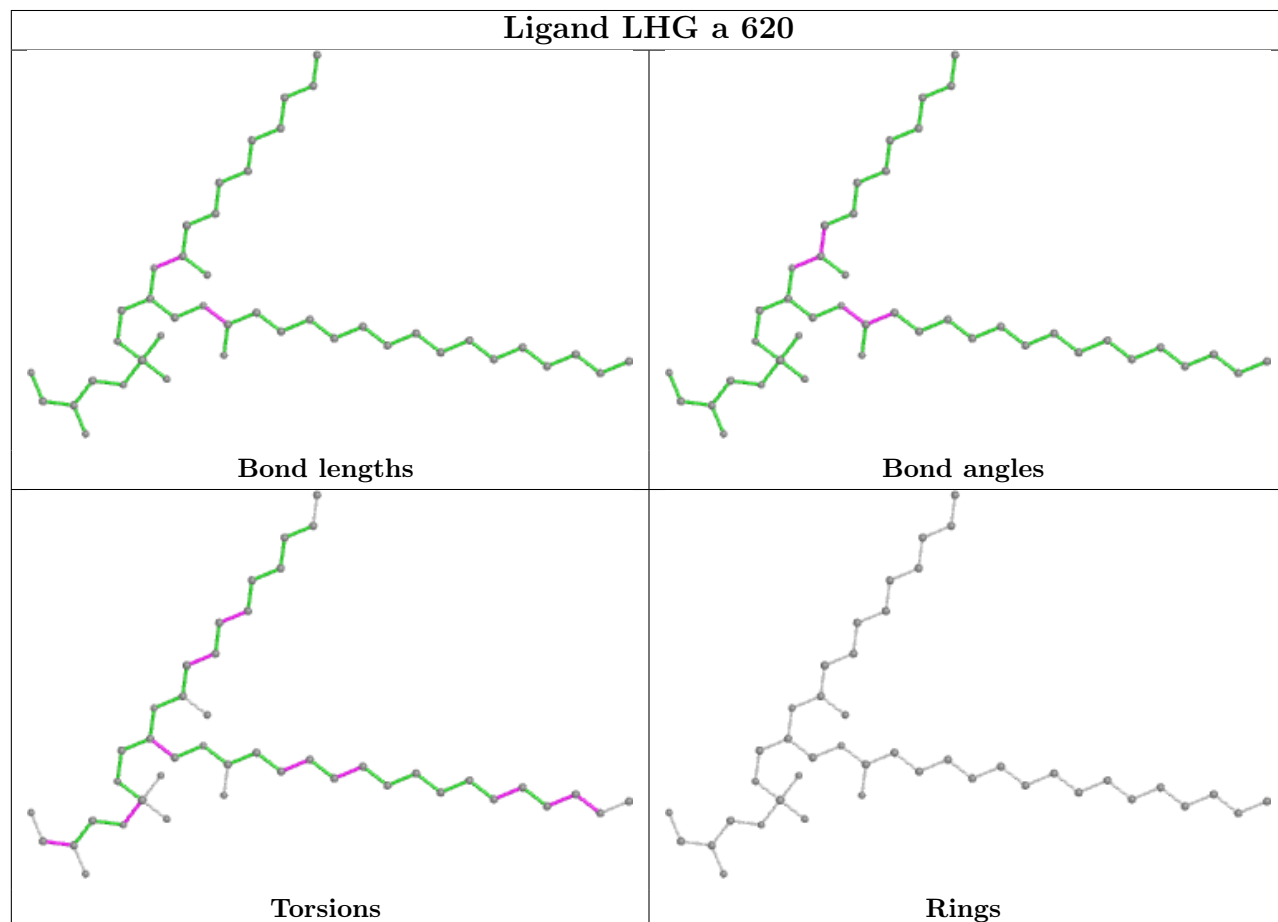
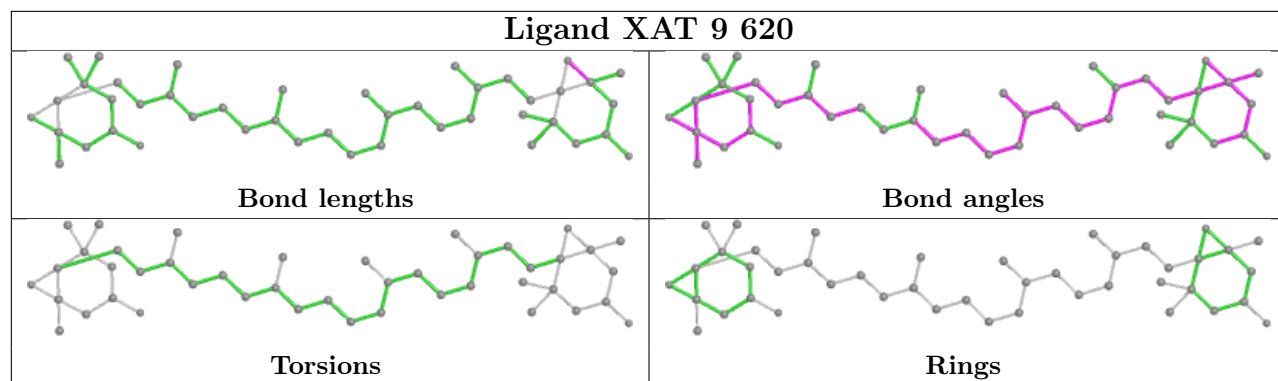


Ligand CLA 9 603

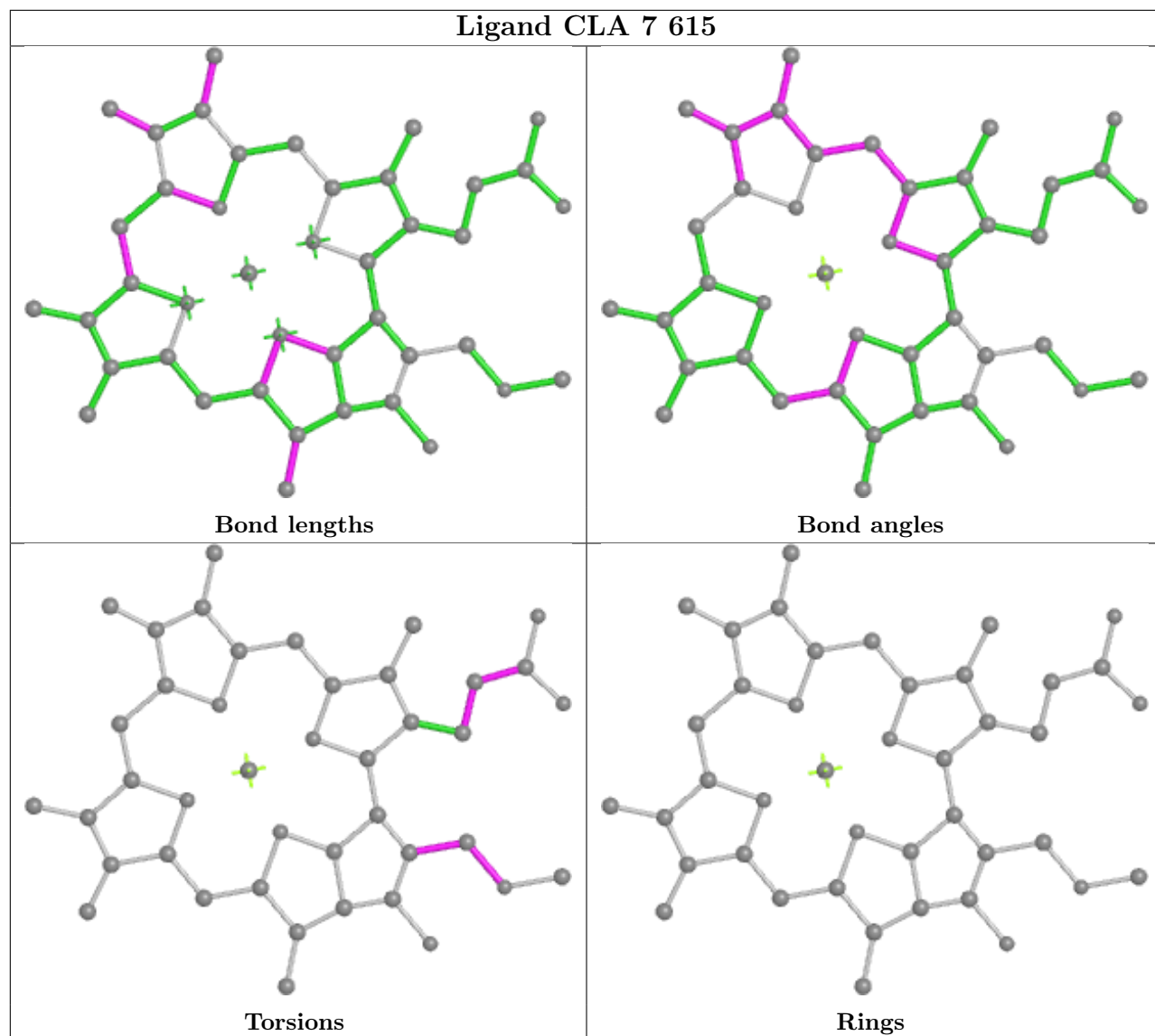


Ligand CHL V 601

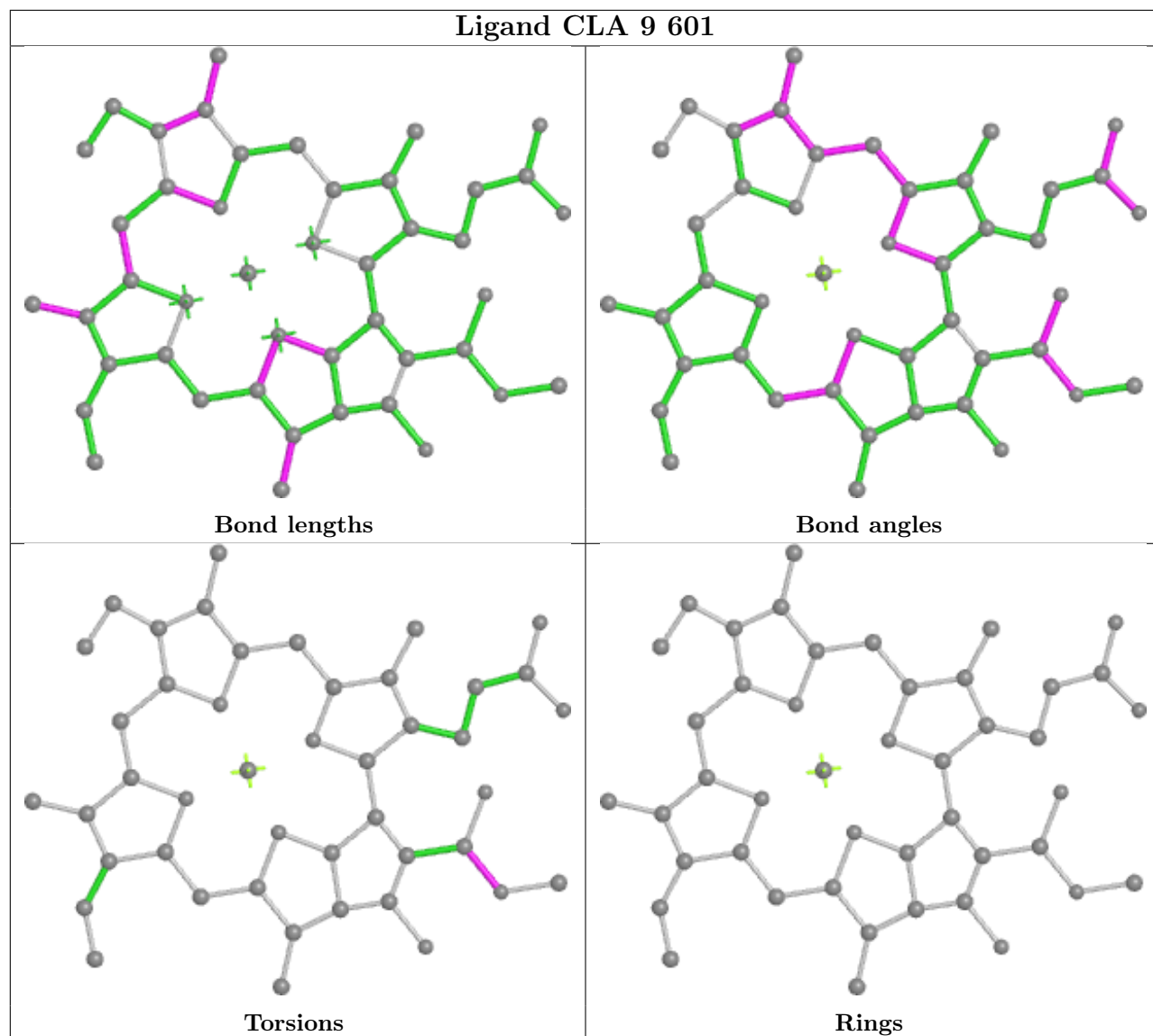




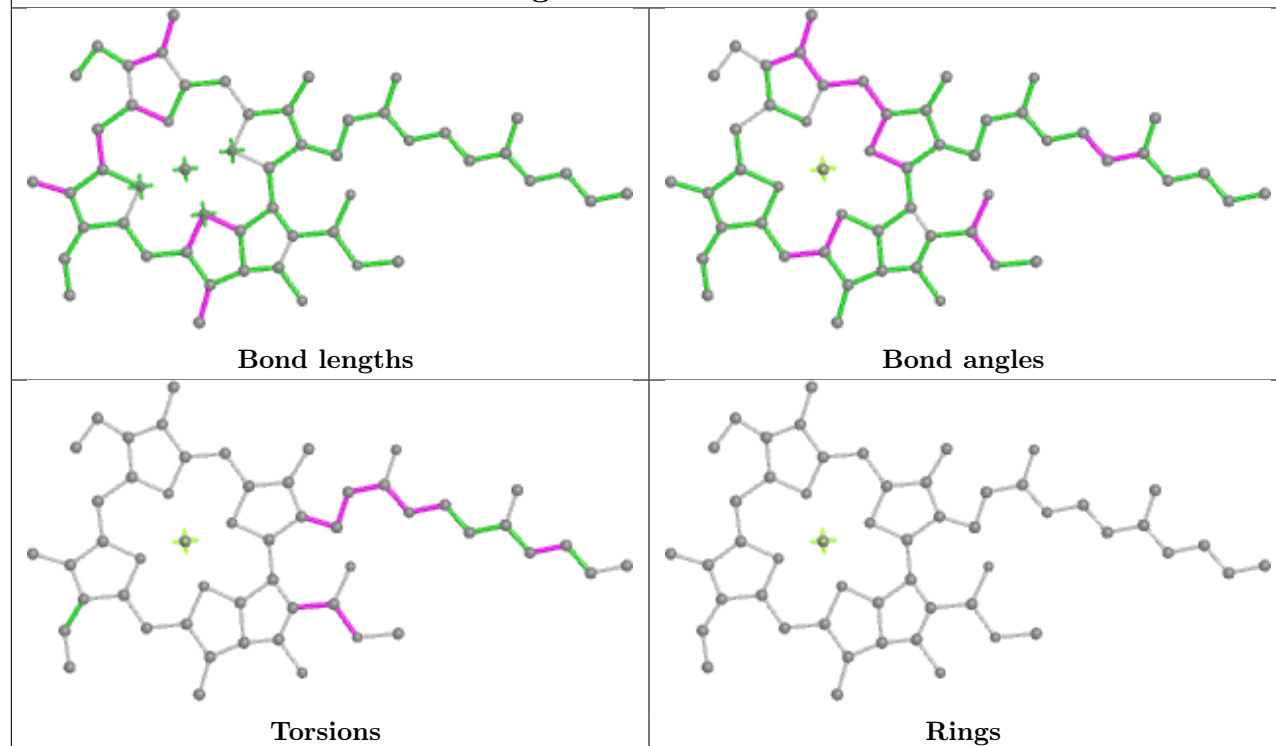
Ligand CLA 7 615



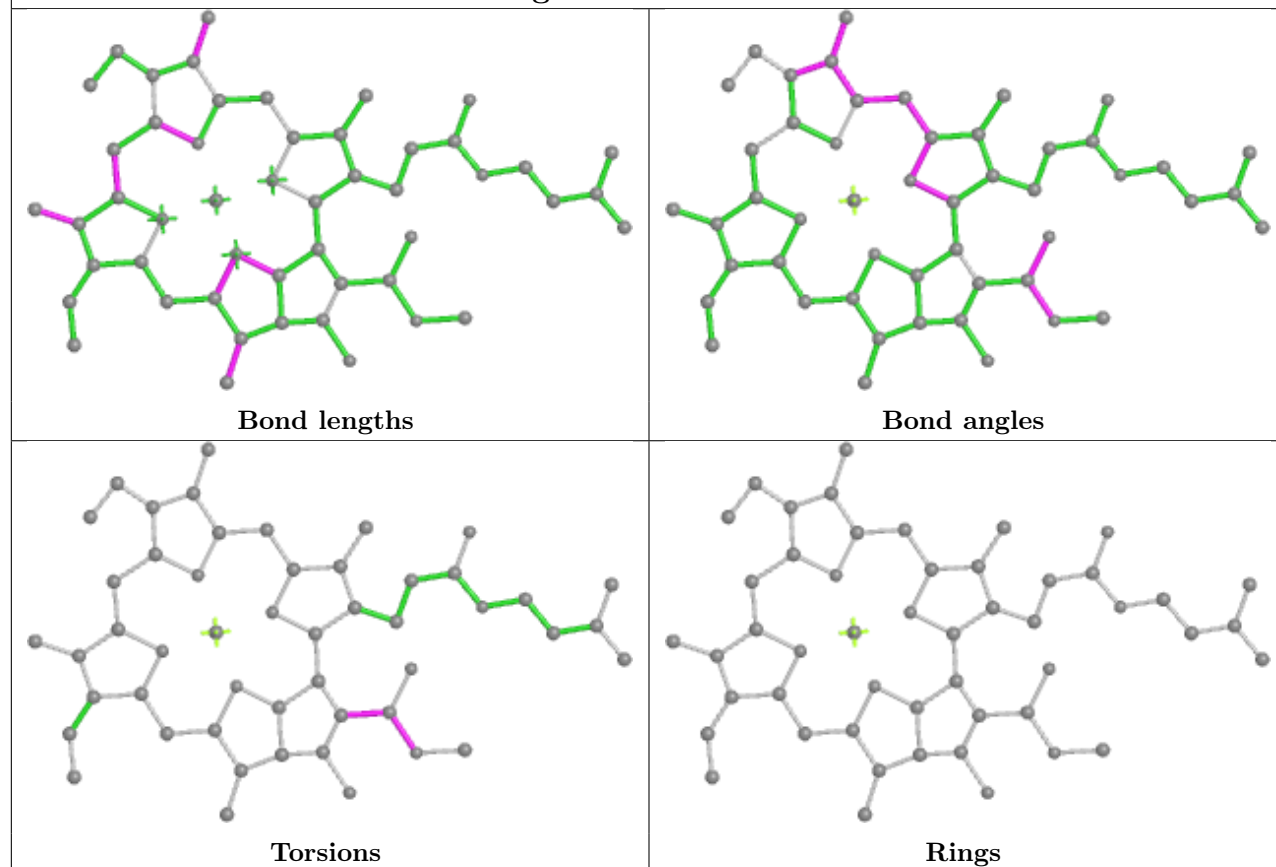
Ligand CLA 9 601

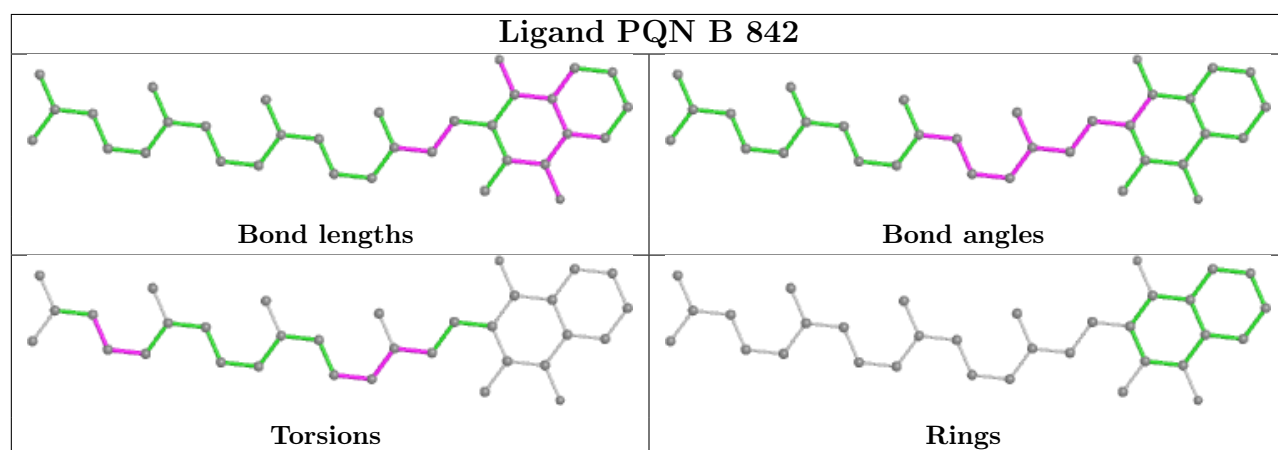
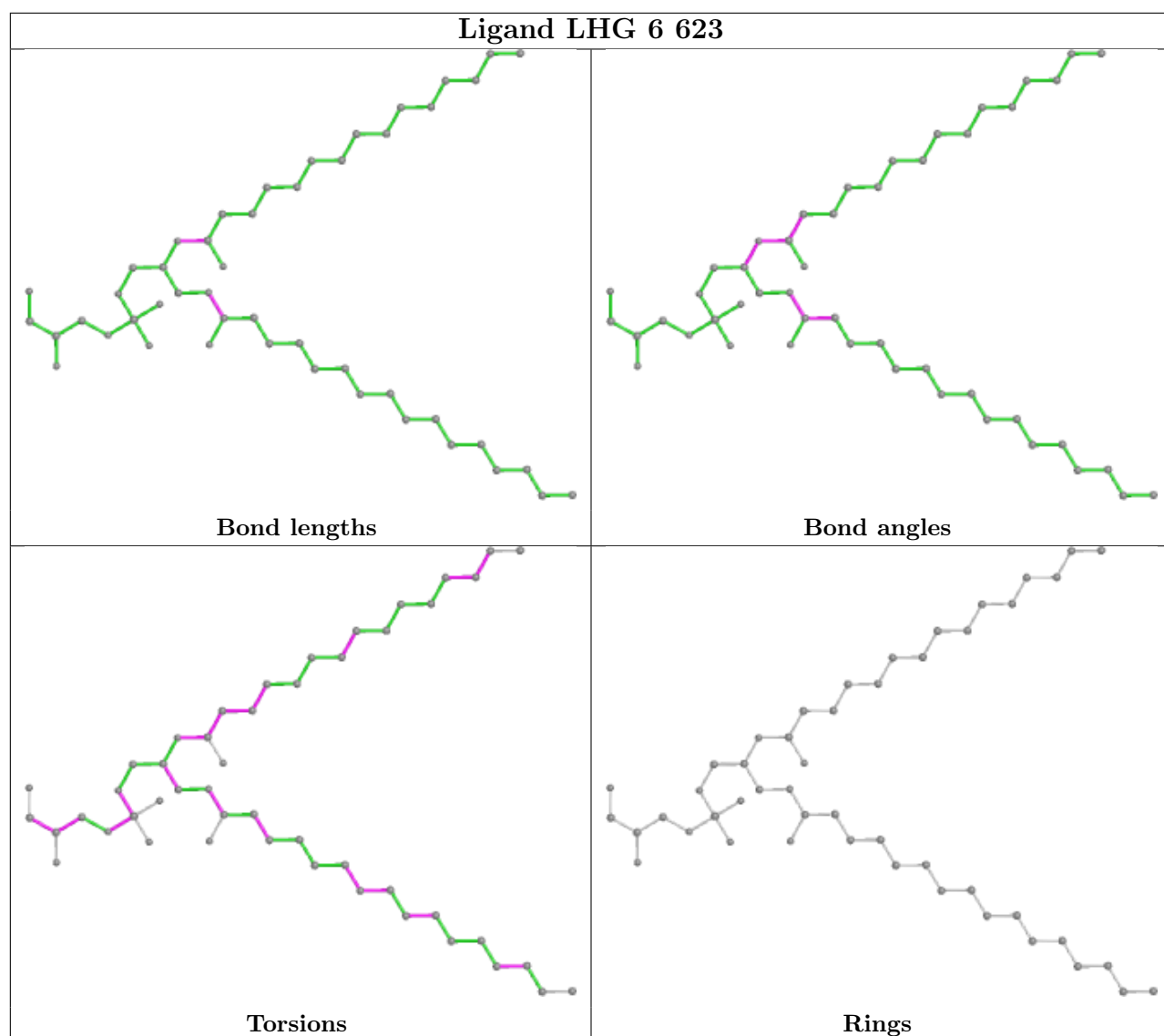


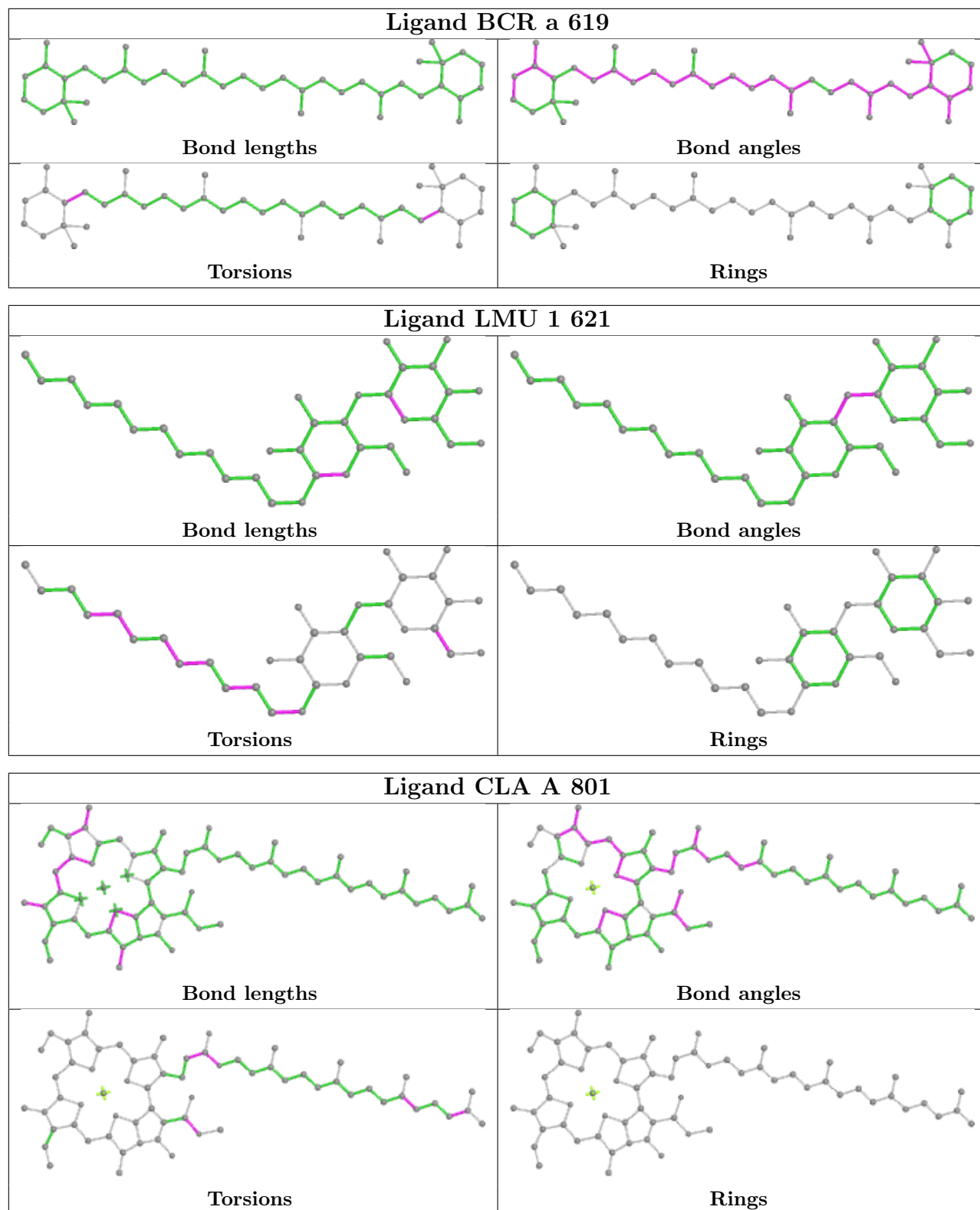
Ligand CLA A 821



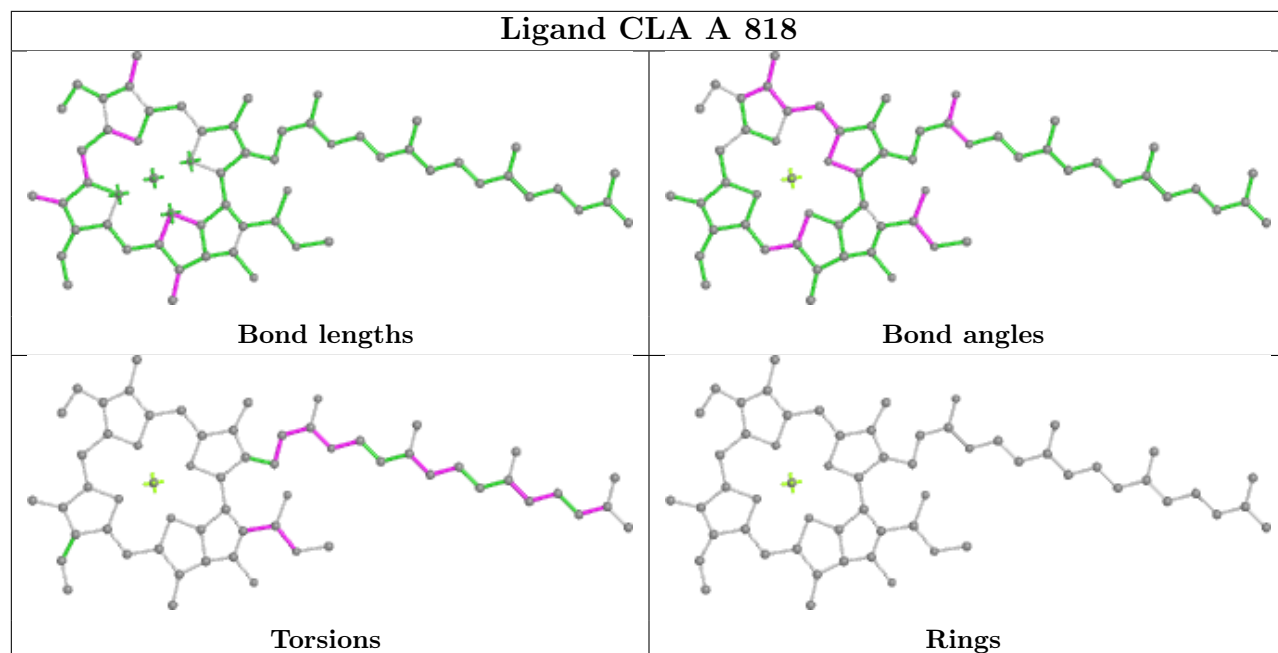
Ligand CLA B 836



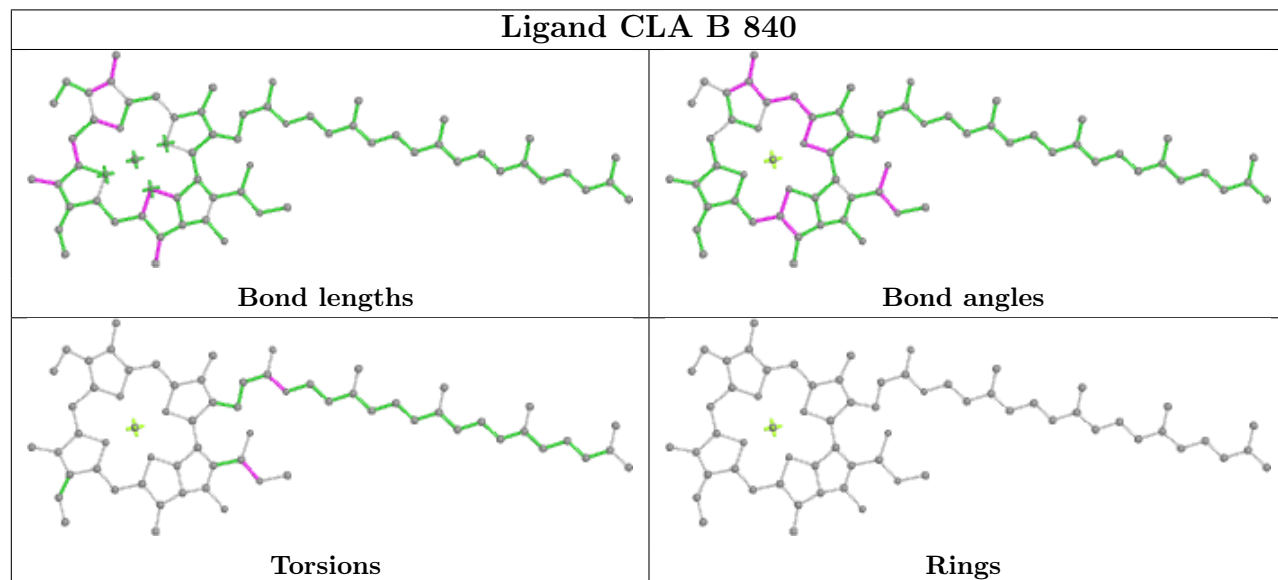


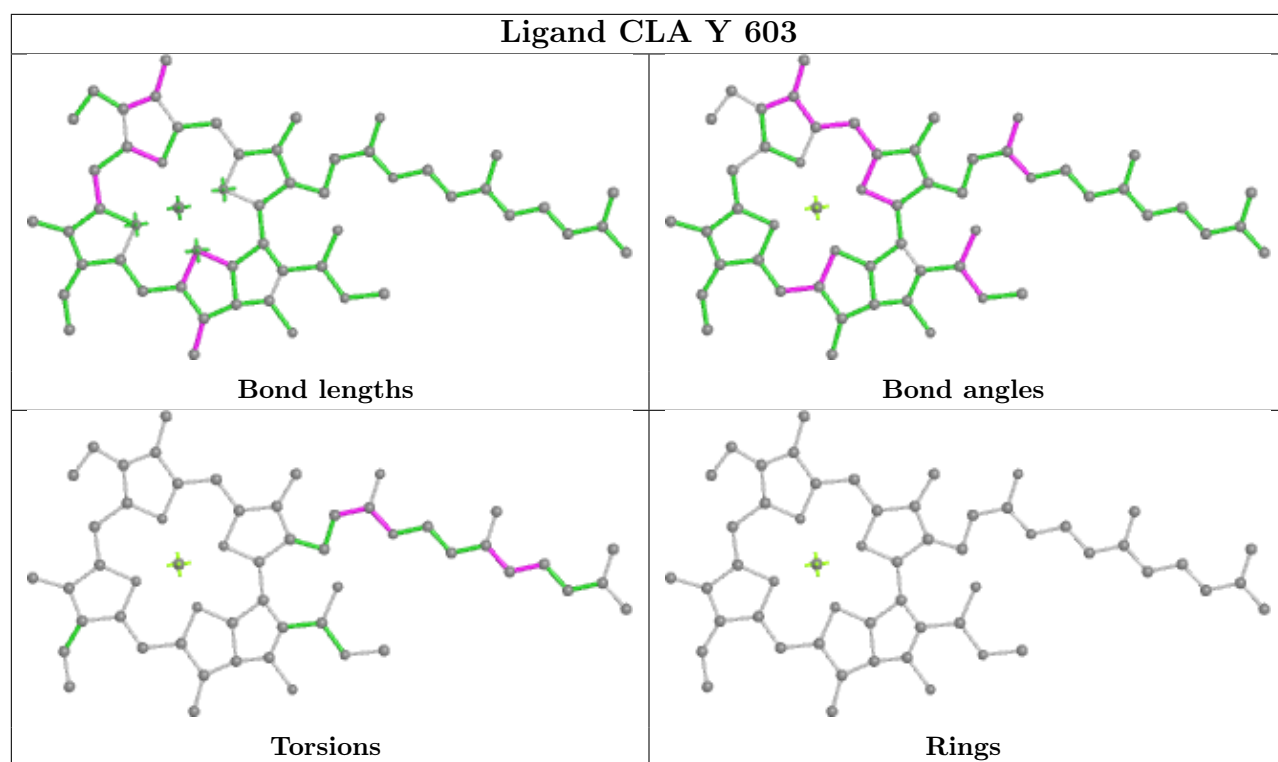


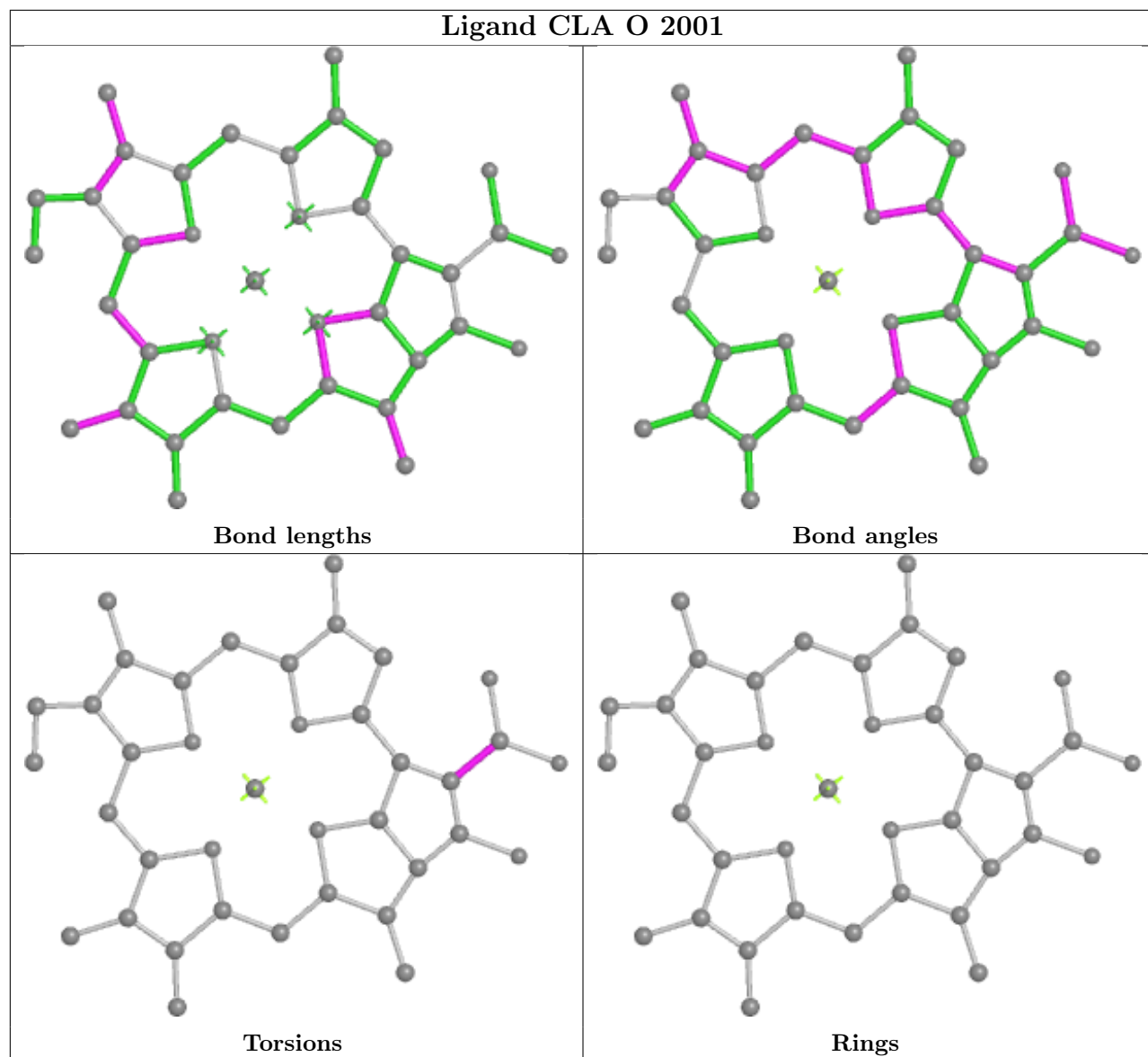
Ligand CLA A 818

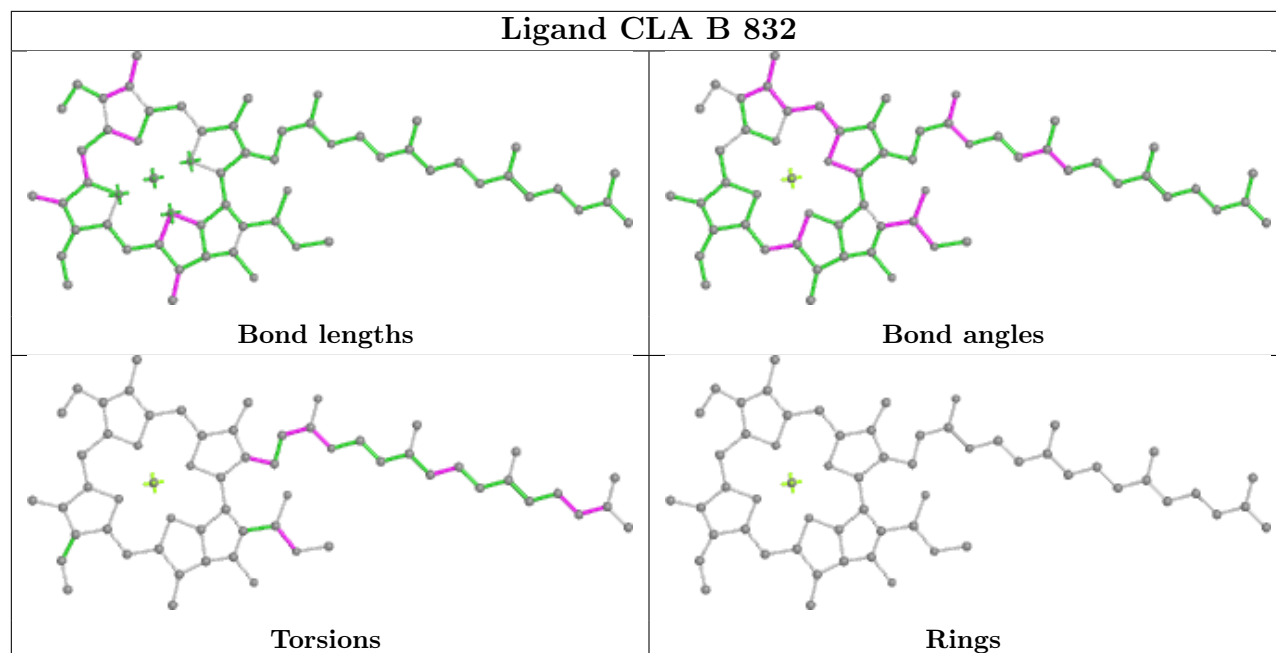
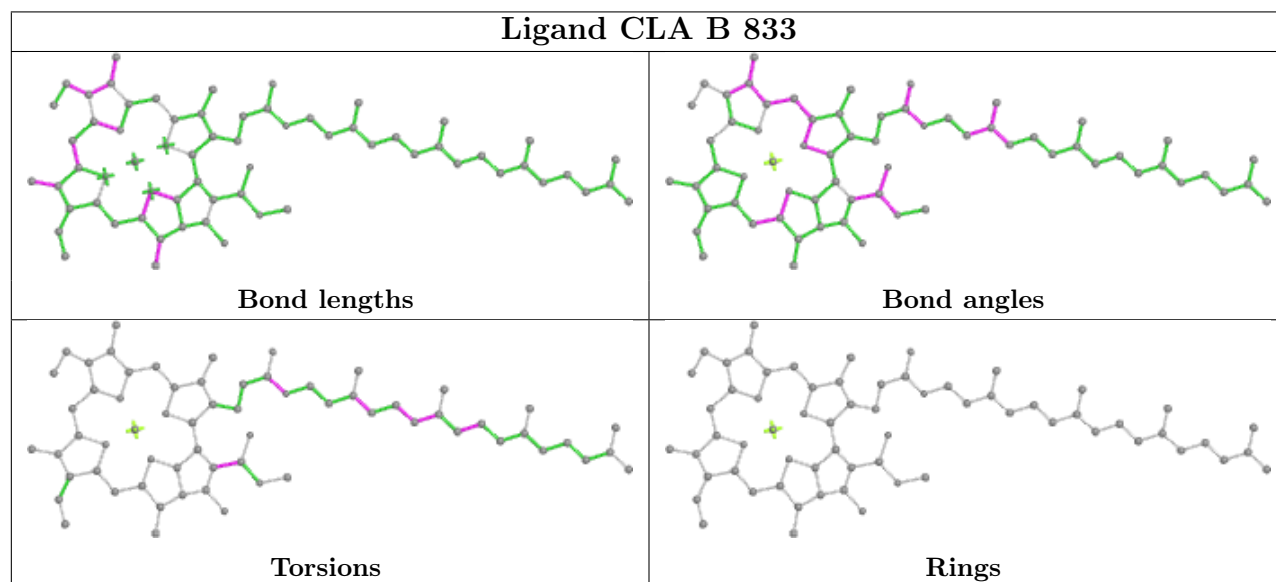
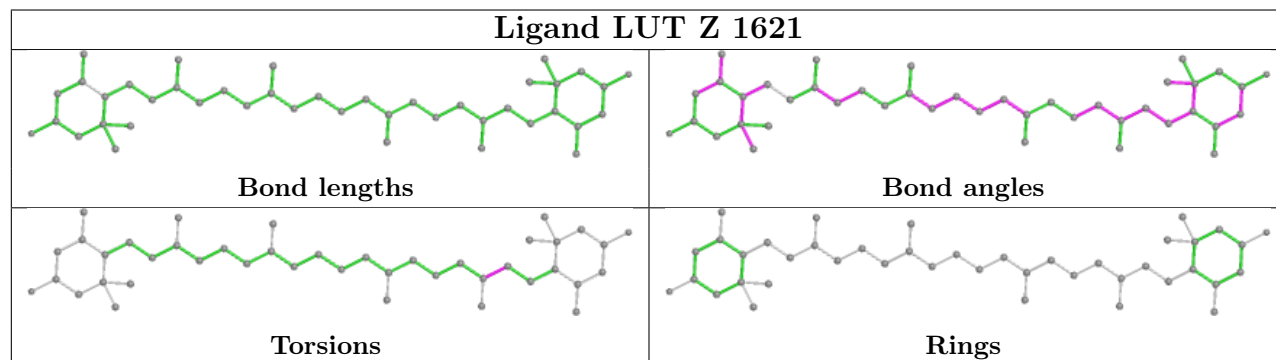


Ligand CLA B 840

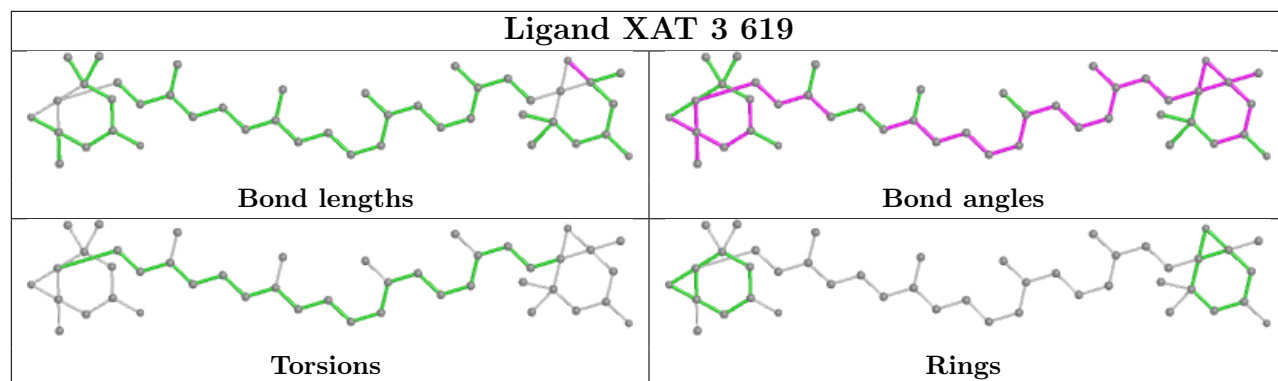




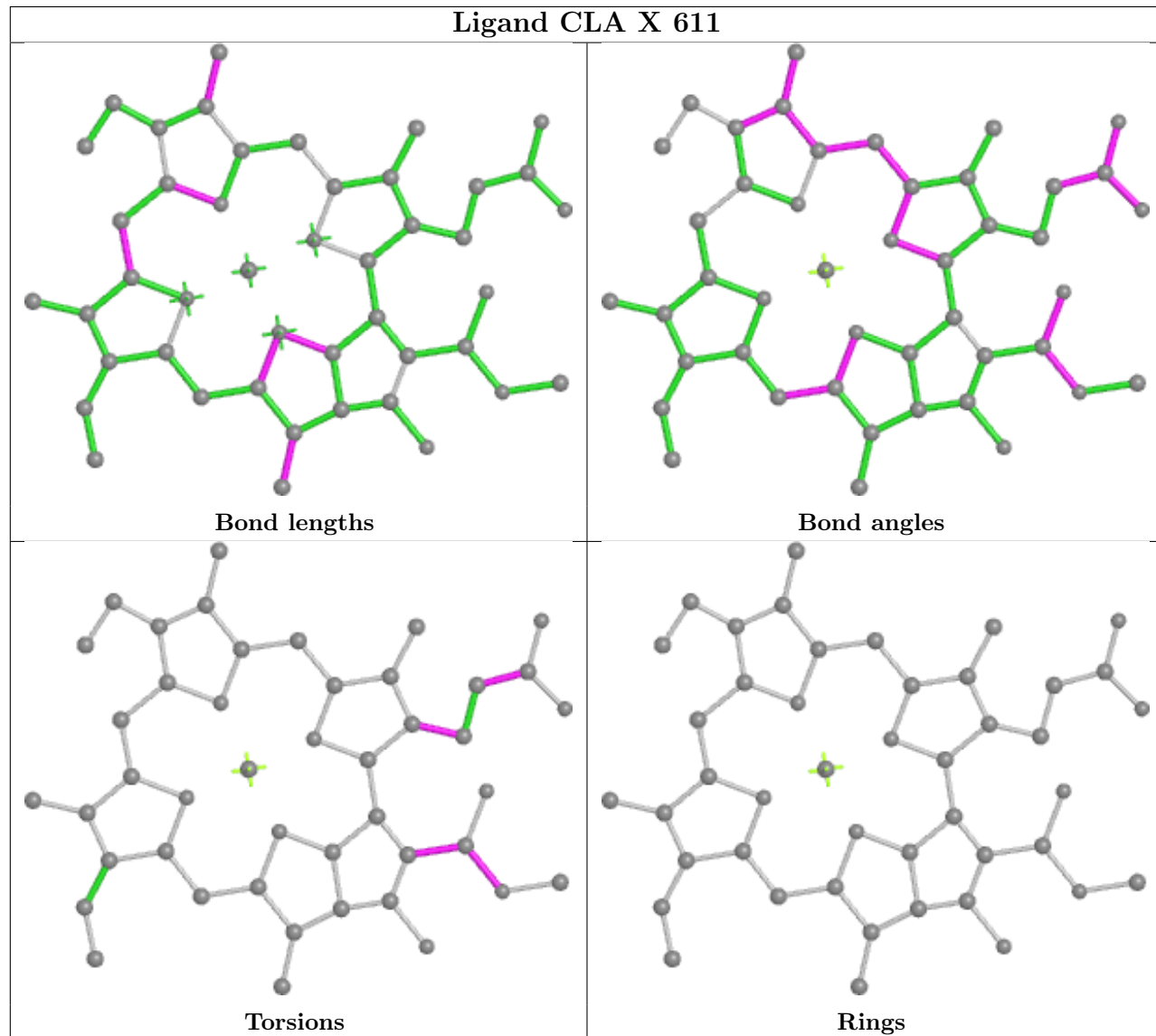


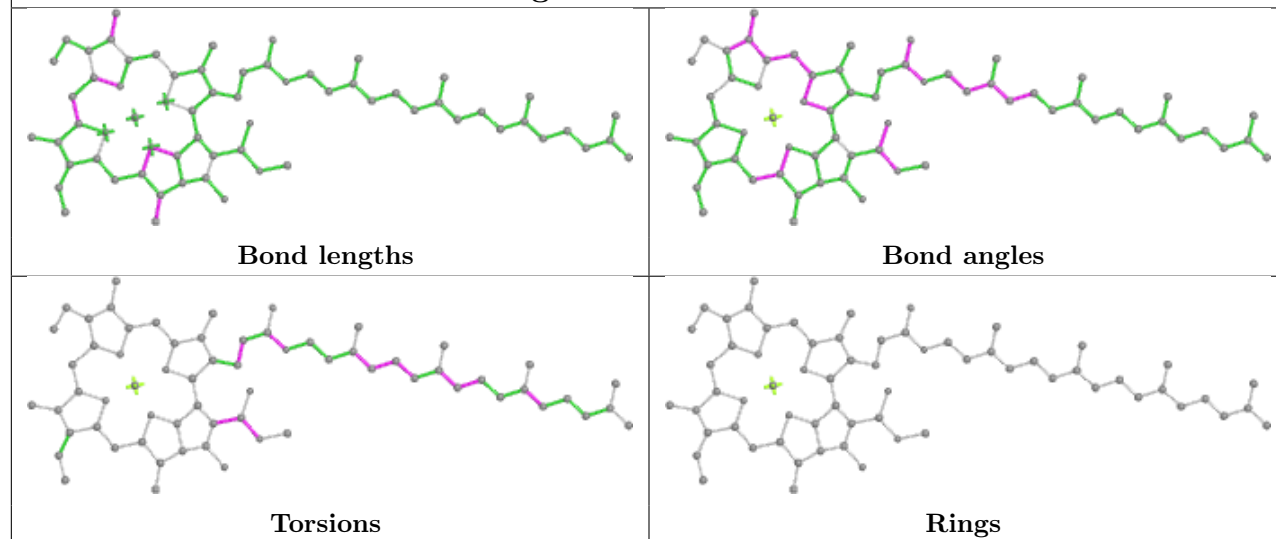
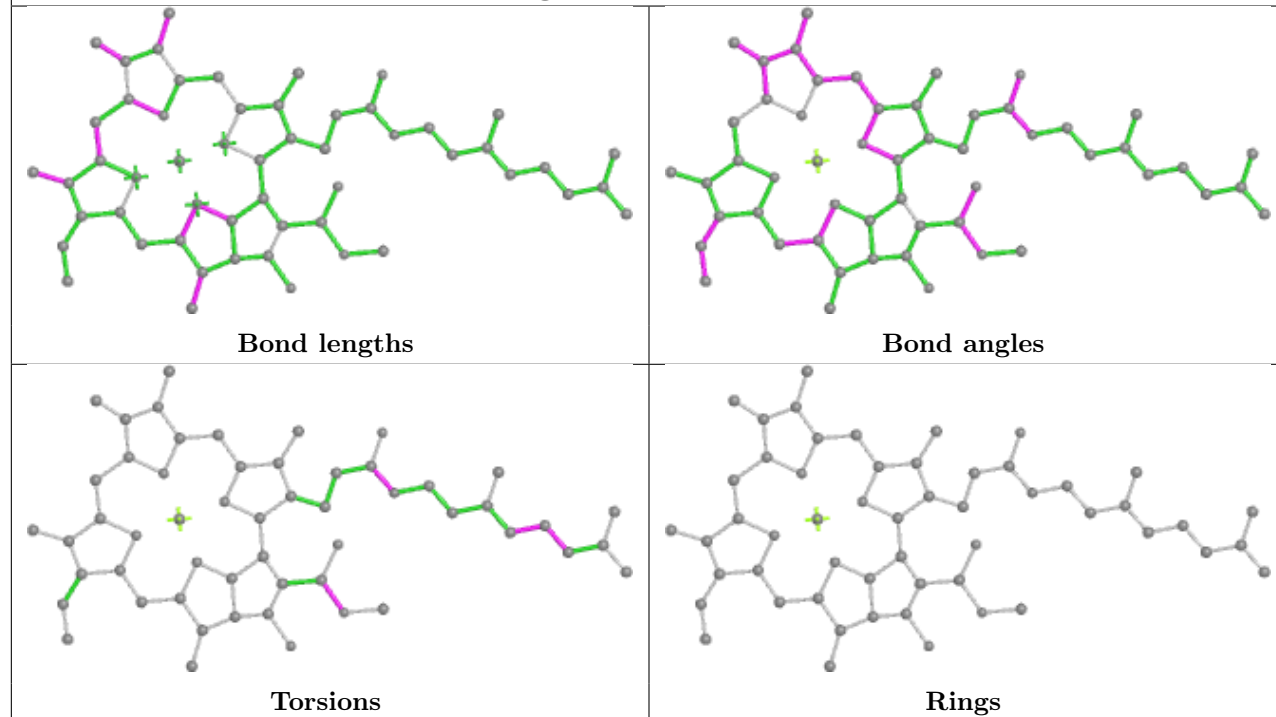
Ligand CLA B 832**Ligand CLA B 833****Ligand LUT Z 1621**

Ligand XAT 3 619

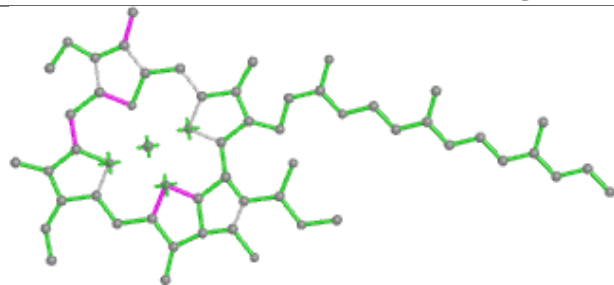


Ligand CLA X 611

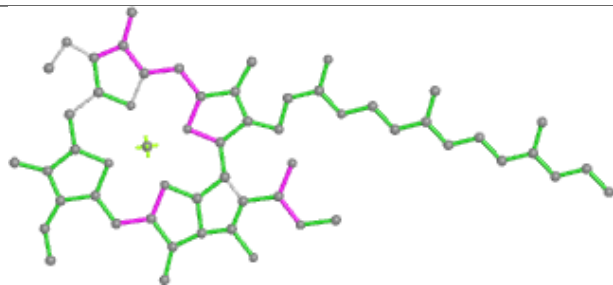


Ligand CLA X 613**Ligand CLA 5 603**

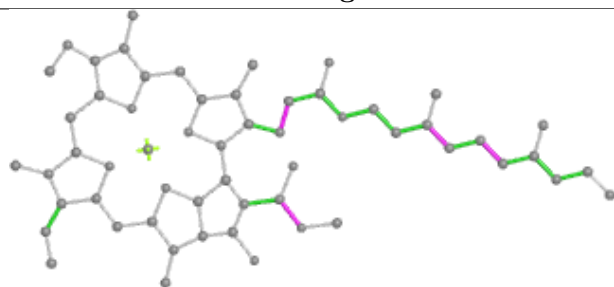
Ligand CLA Z 604



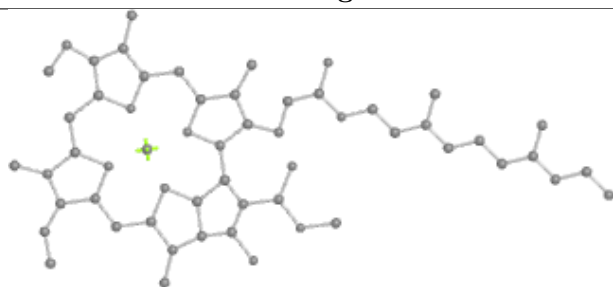
Bond lengths



Bond angles

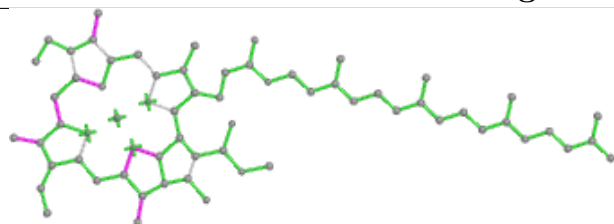


Torsions

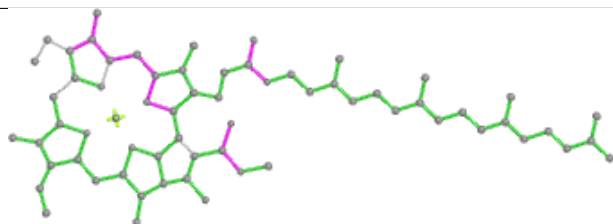


Rings

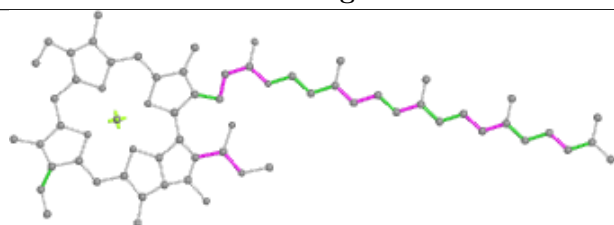
Ligand CLA 8 601



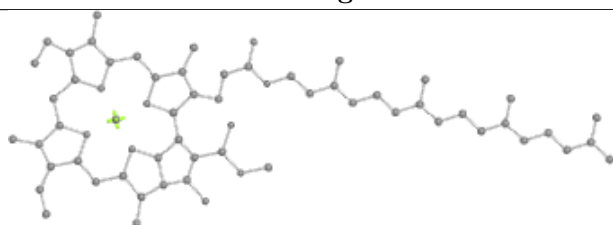
Bond lengths



Bond angles

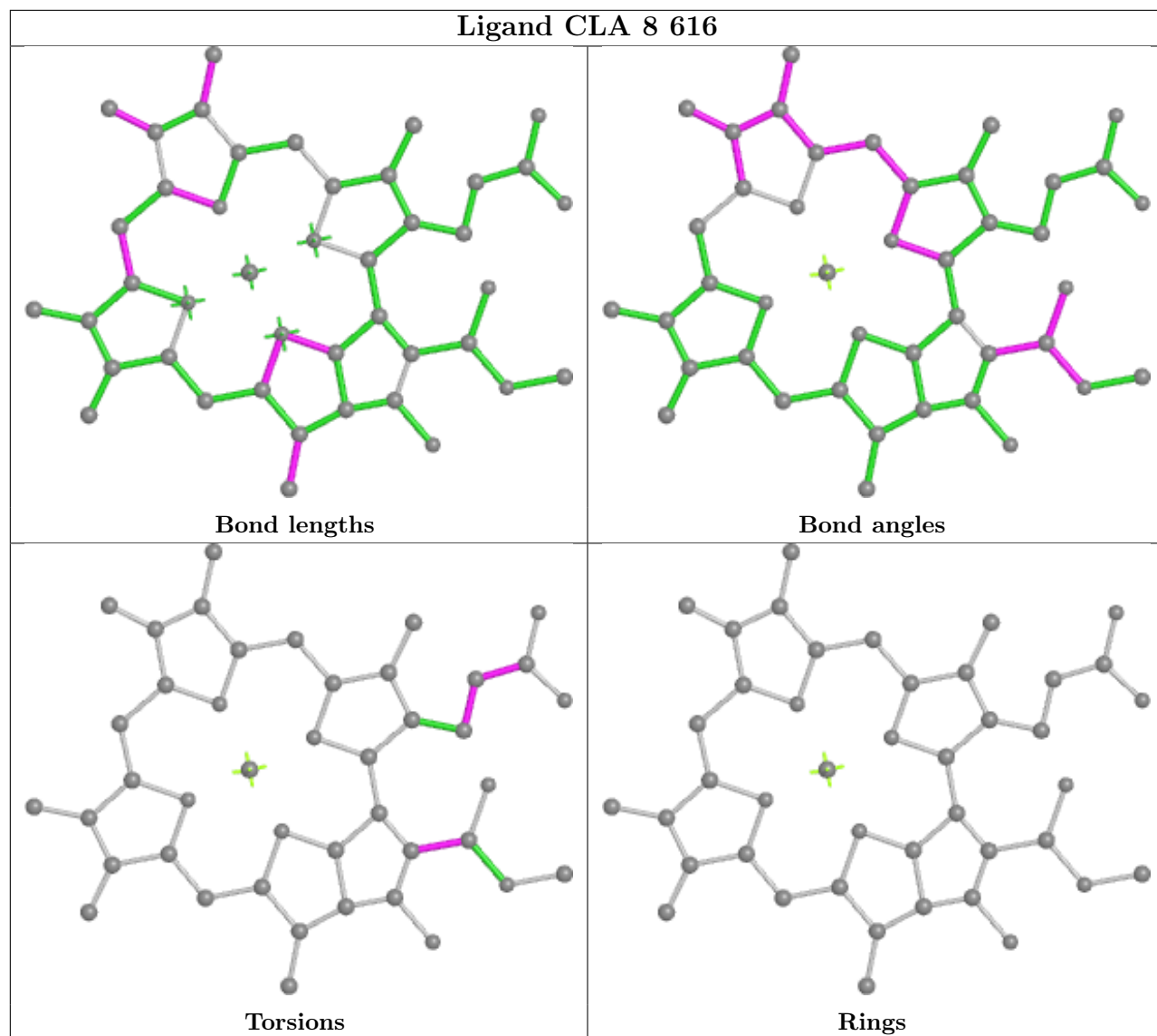


Torsions

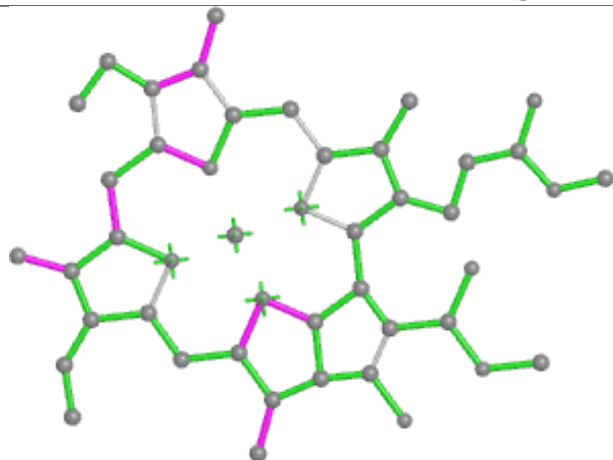


Rings

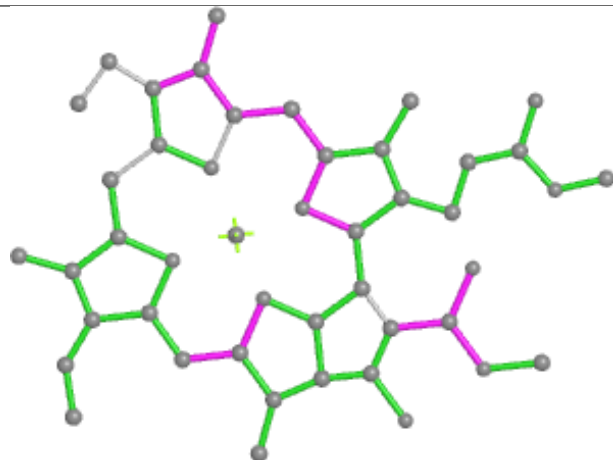
Ligand CLA 8 616



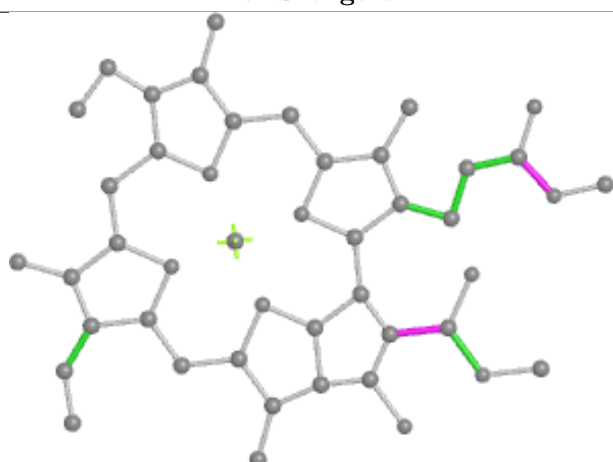
Ligand CLA B 838



Bond lengths



Bond angles

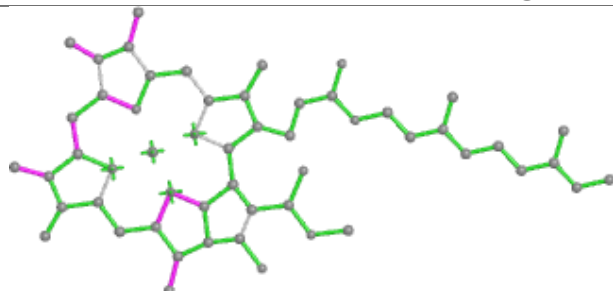


Torsions

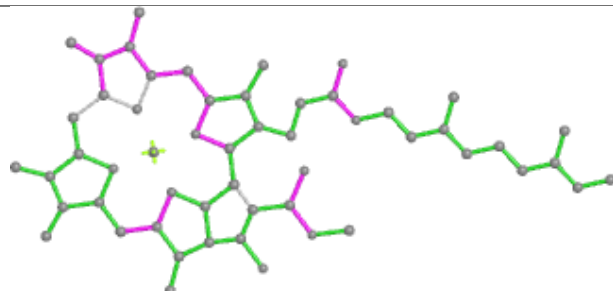


Rings

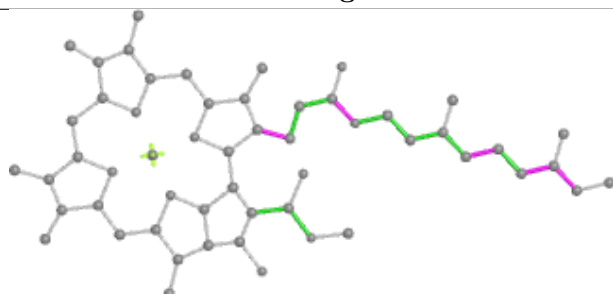
Ligand CLA 4 604



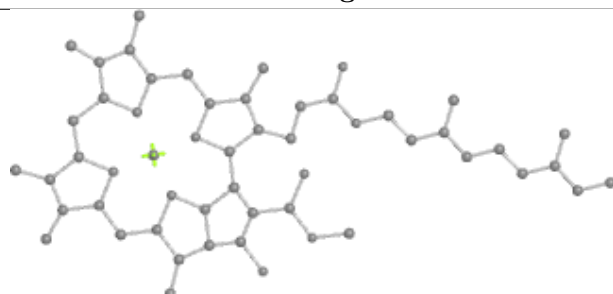
Bond lengths



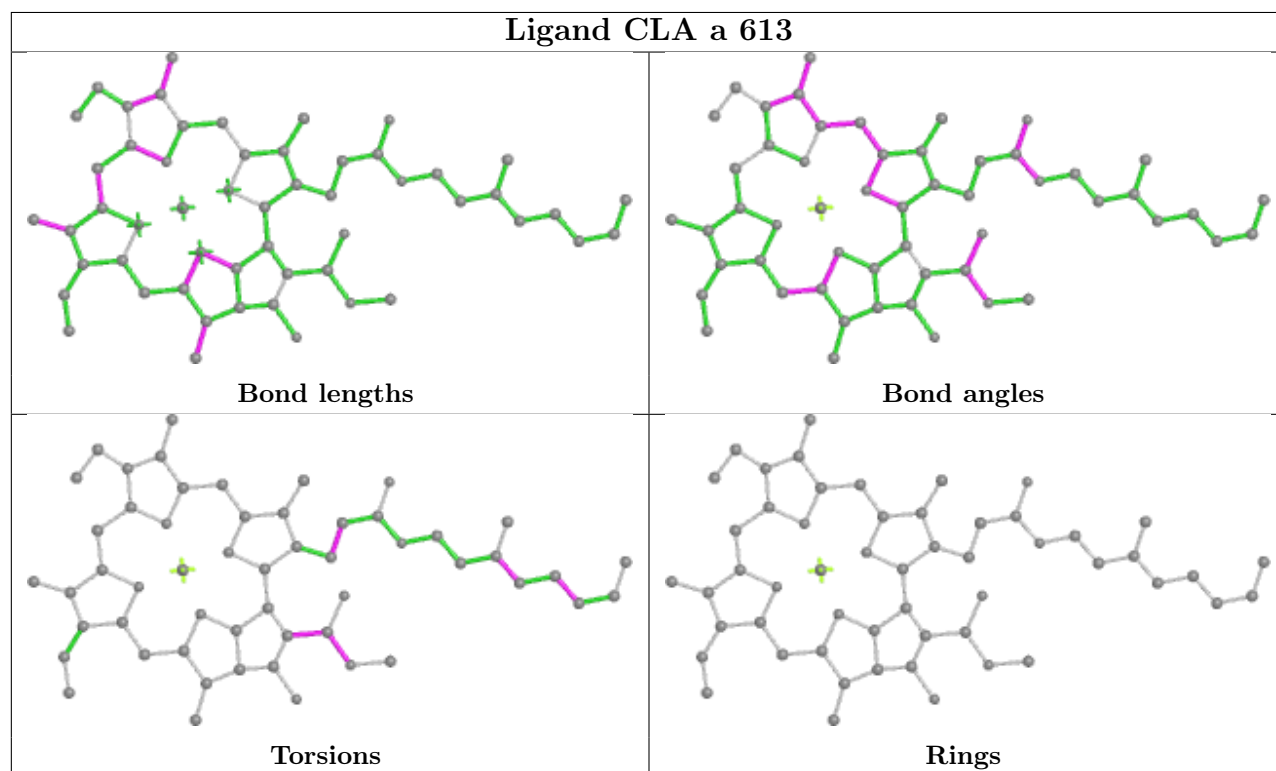
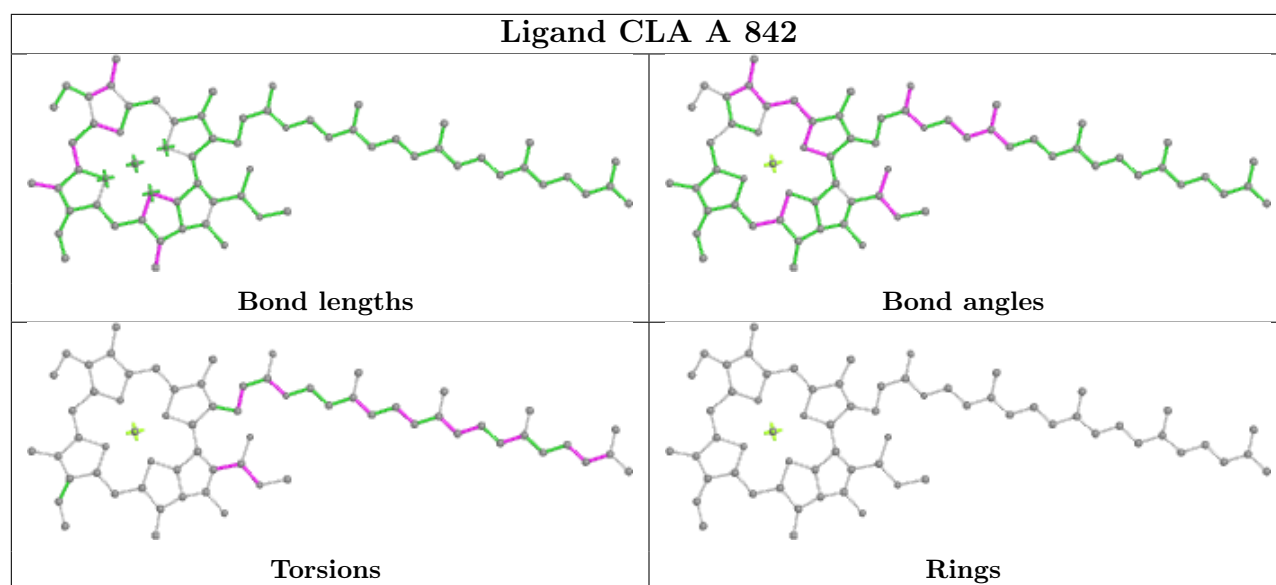
Bond angles

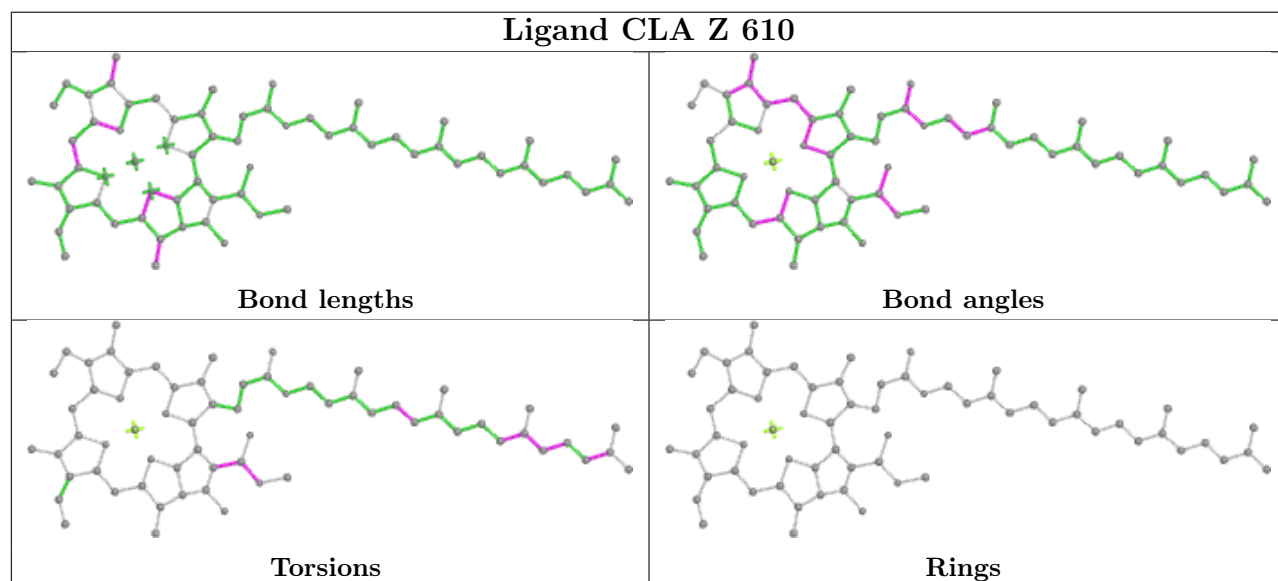
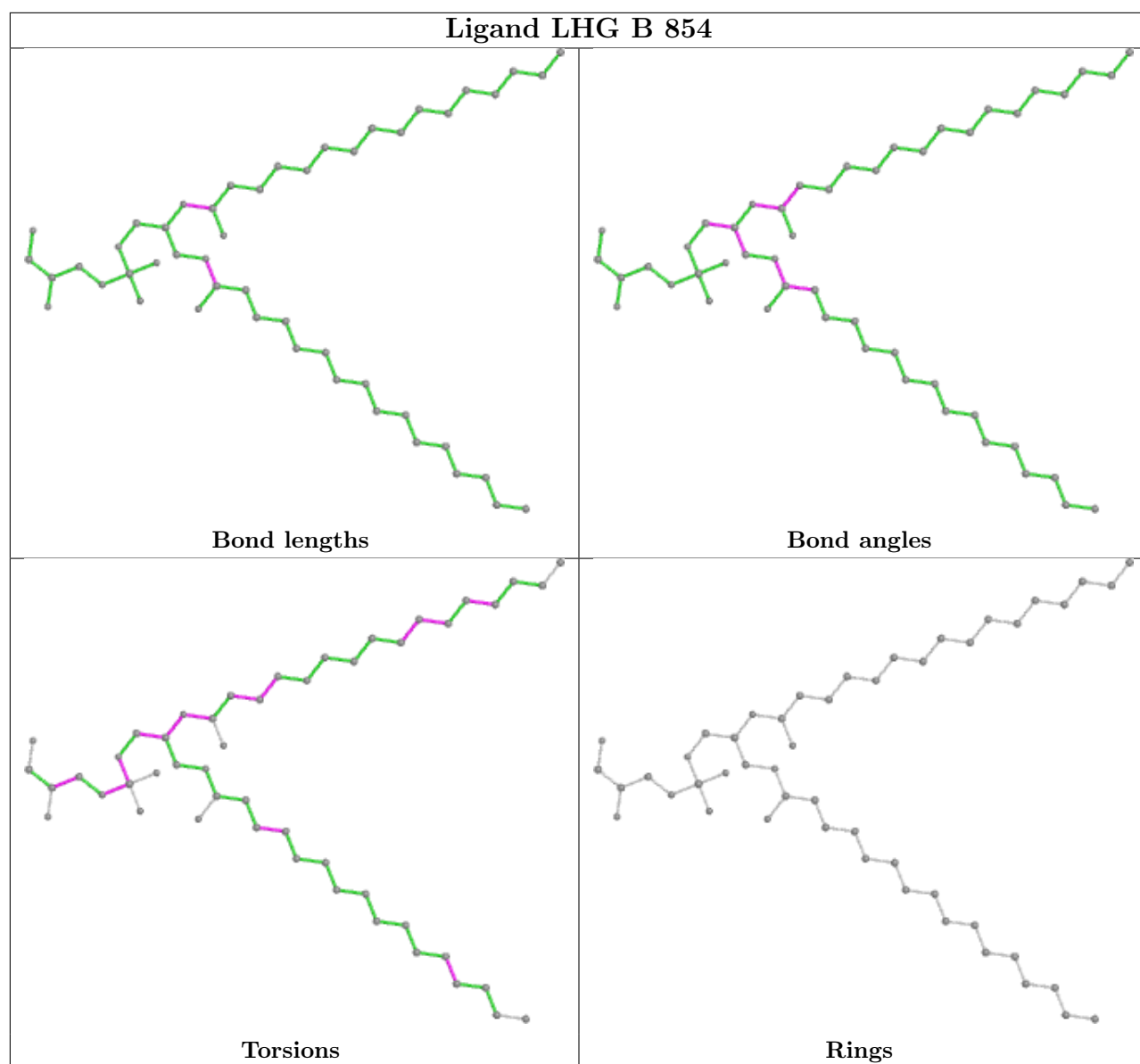


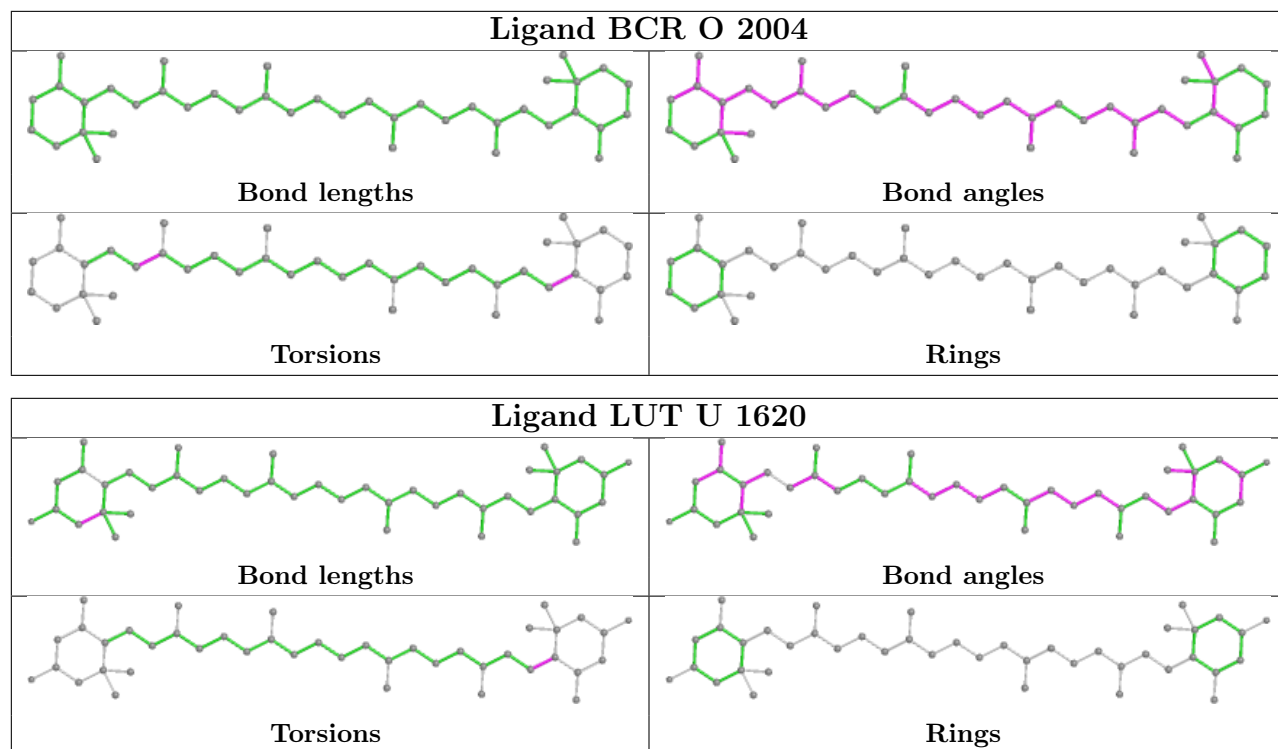
Torsions

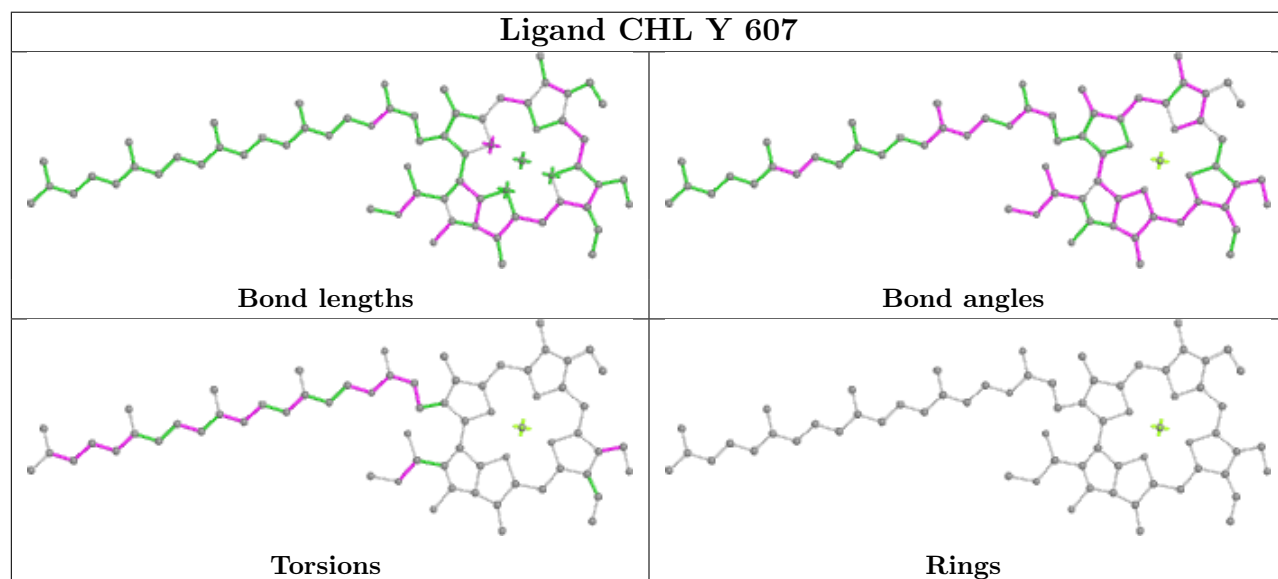
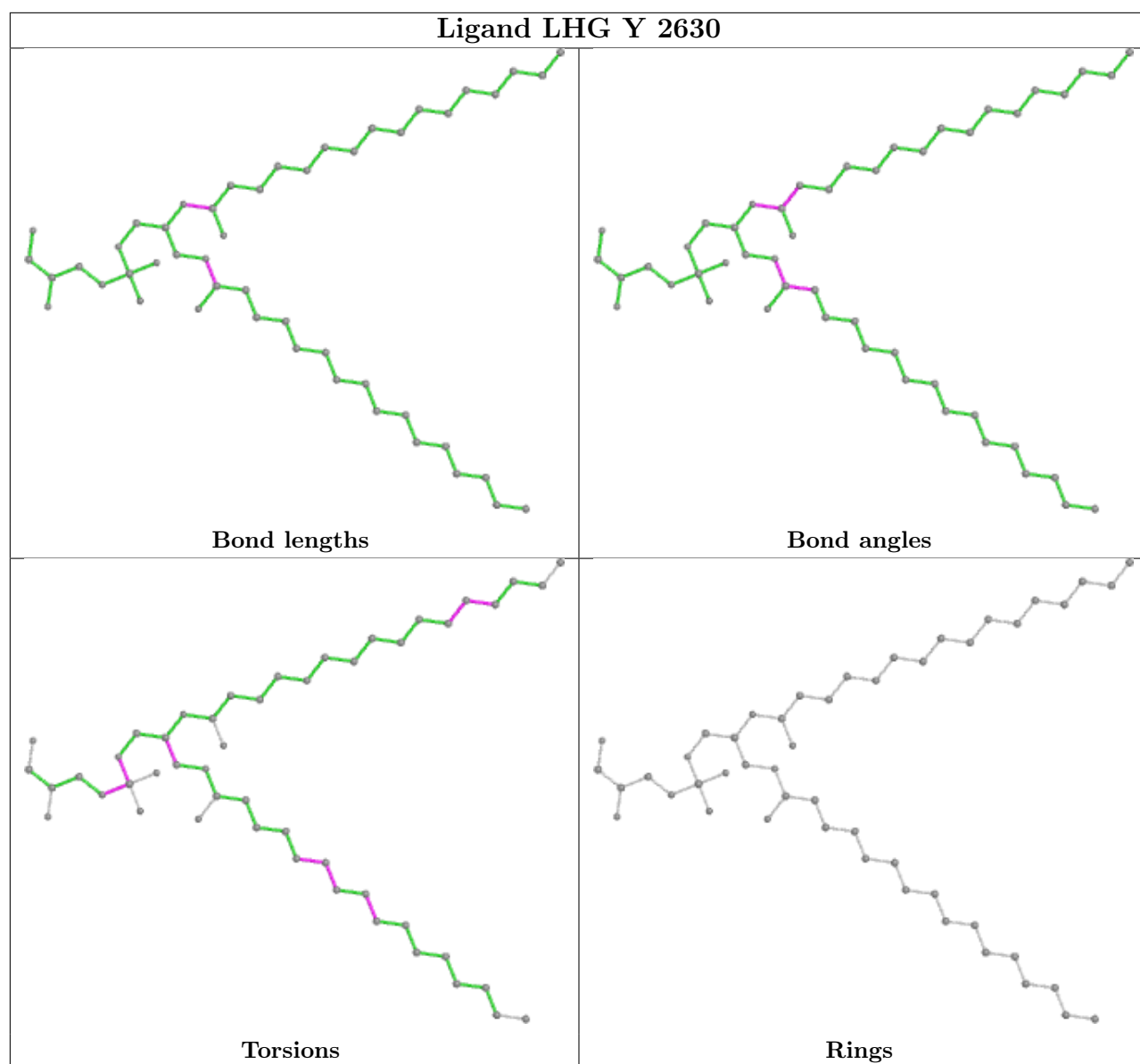


Rings

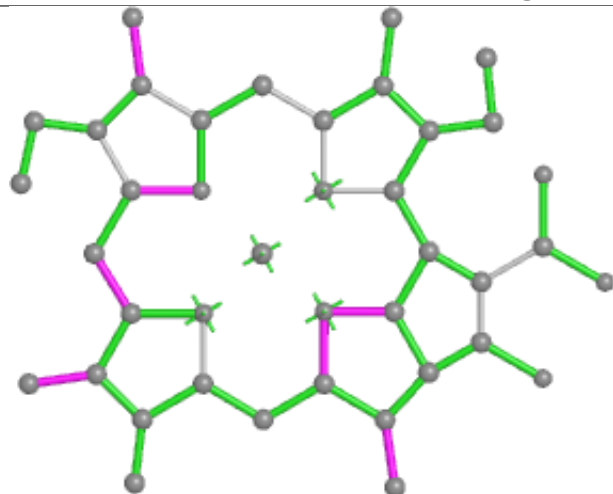




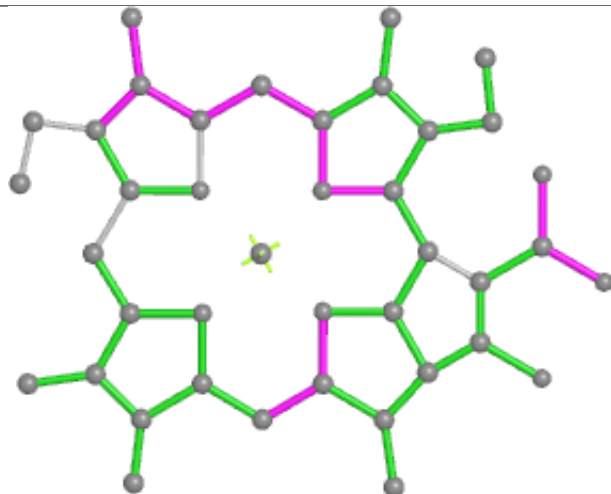




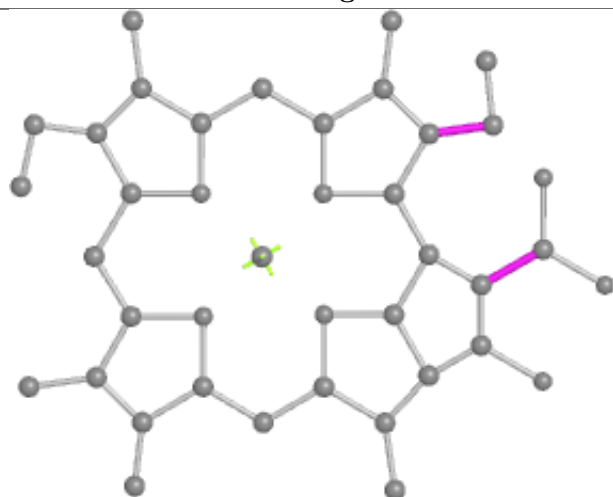
Ligand CLA 3 615



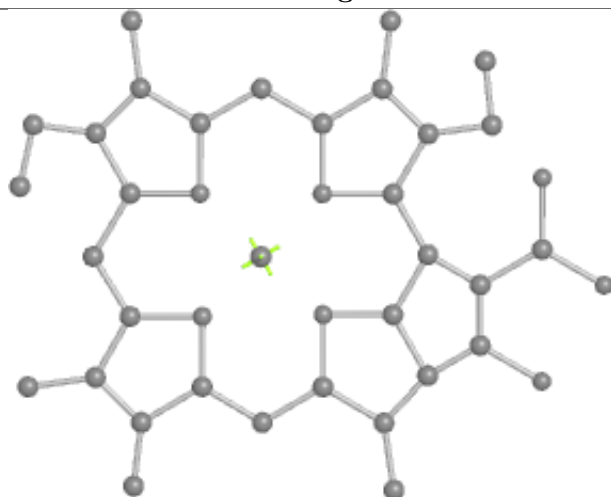
Bond lengths



Bond angles

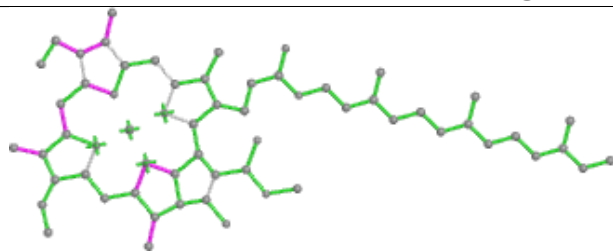


Torsions

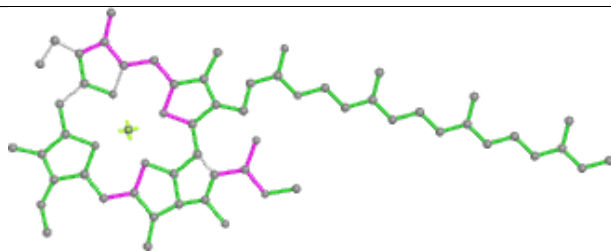


Rings

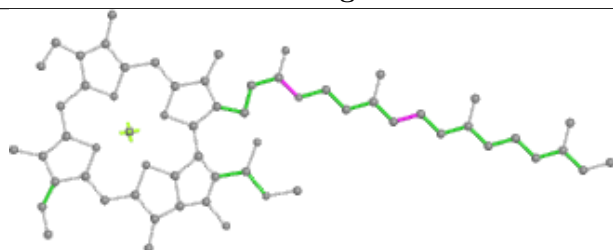
Ligand CLA a 602



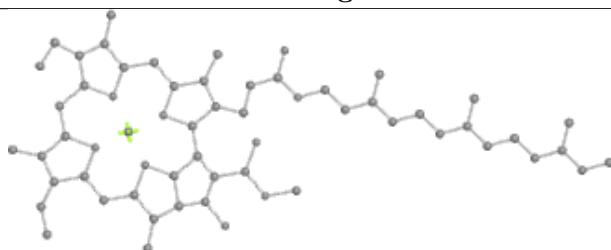
Bond lengths



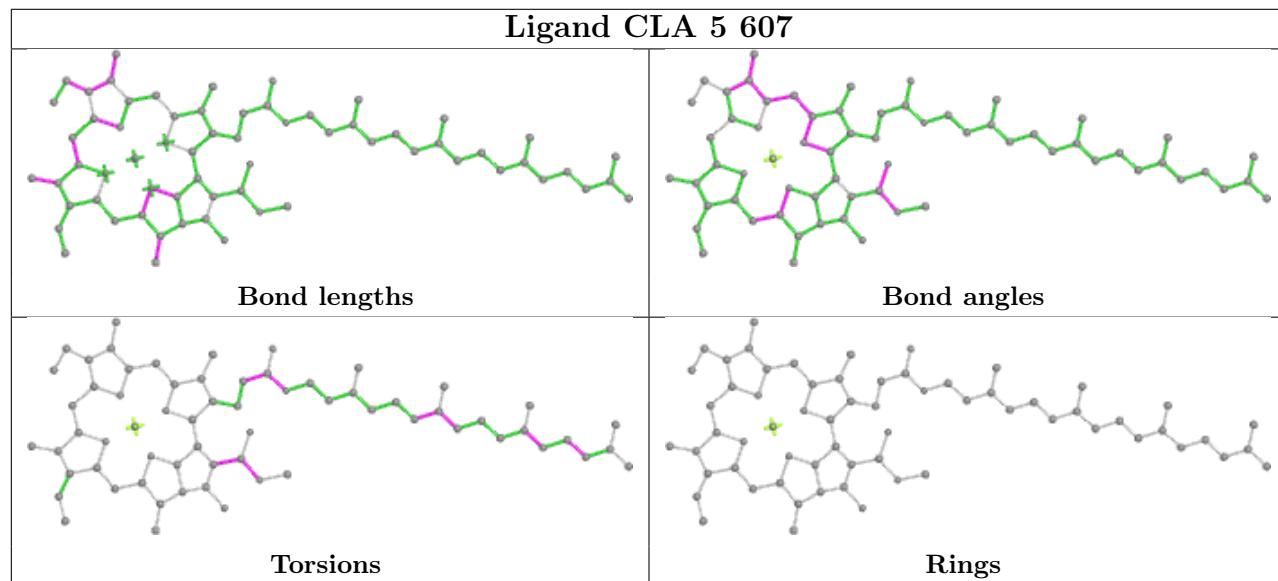
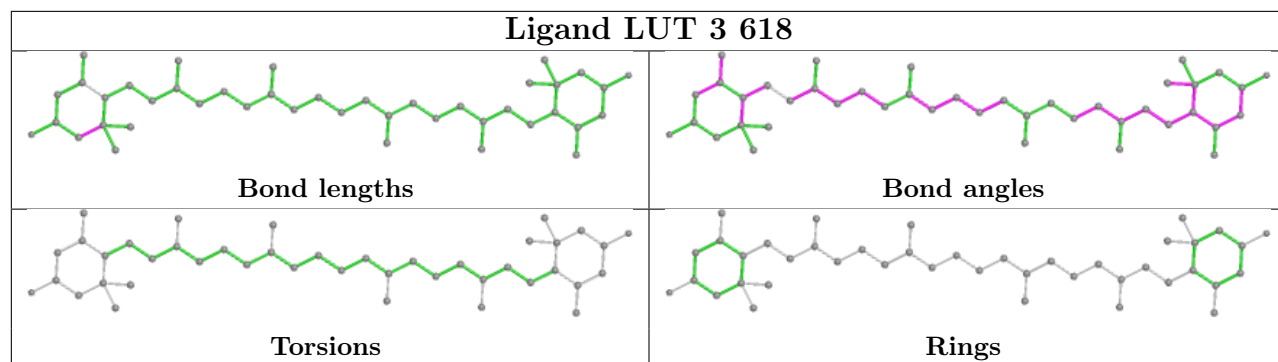
Bond angles



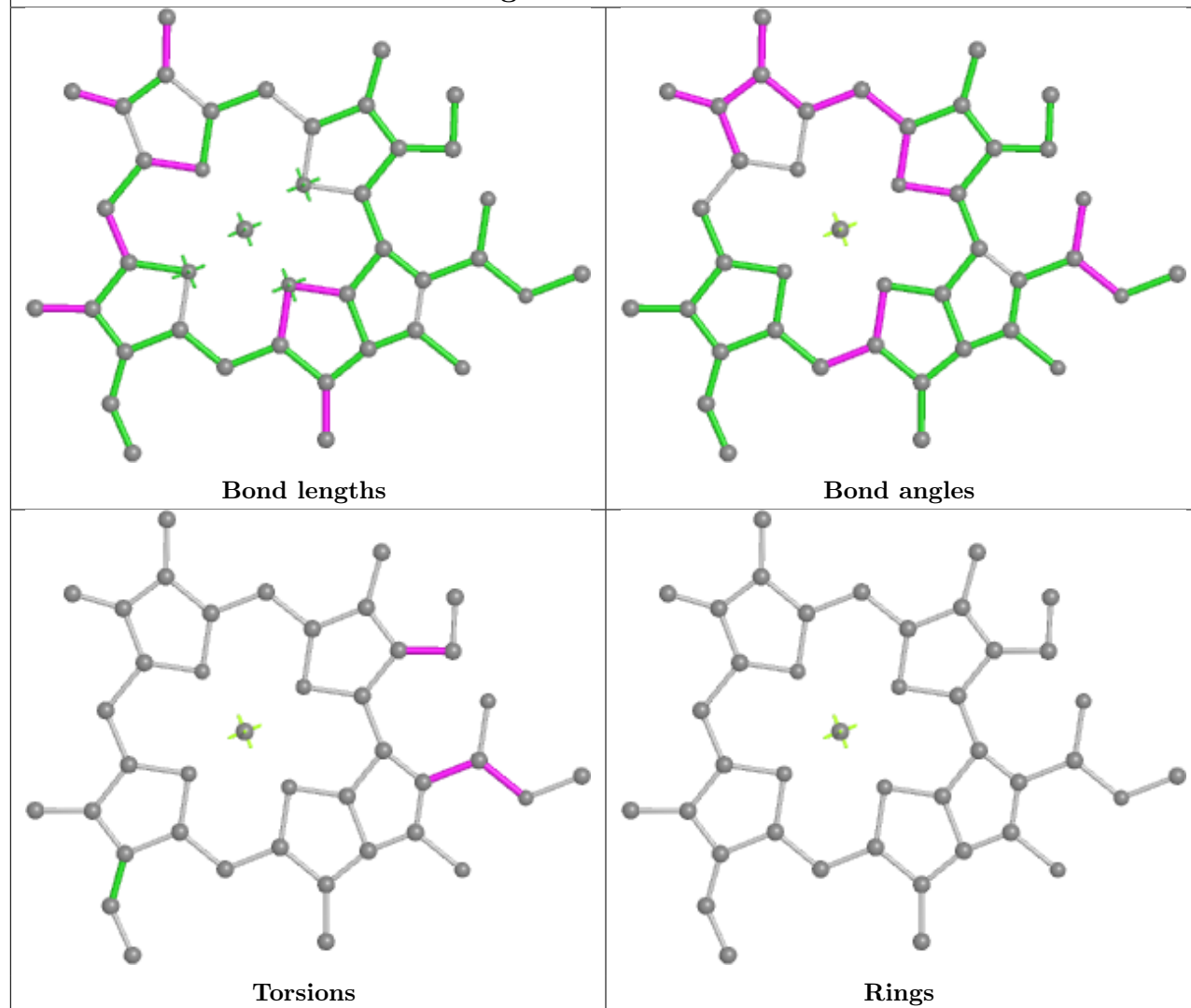
Torsions



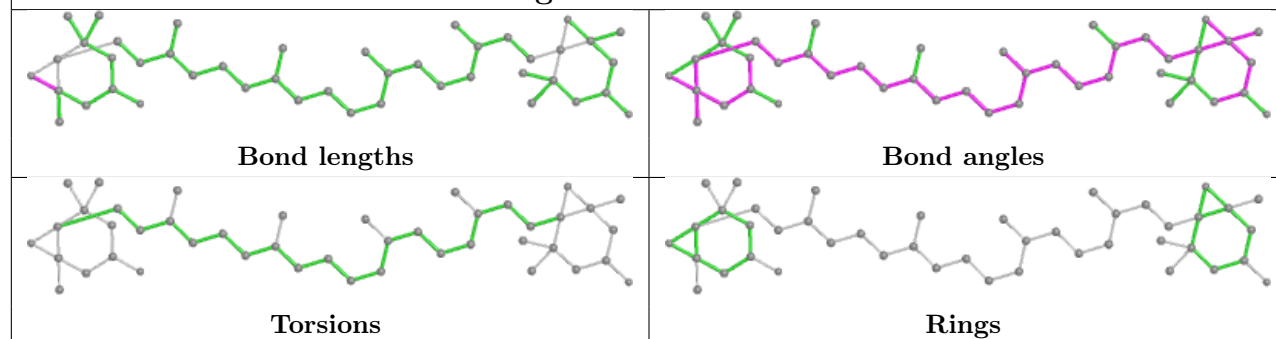
Rings



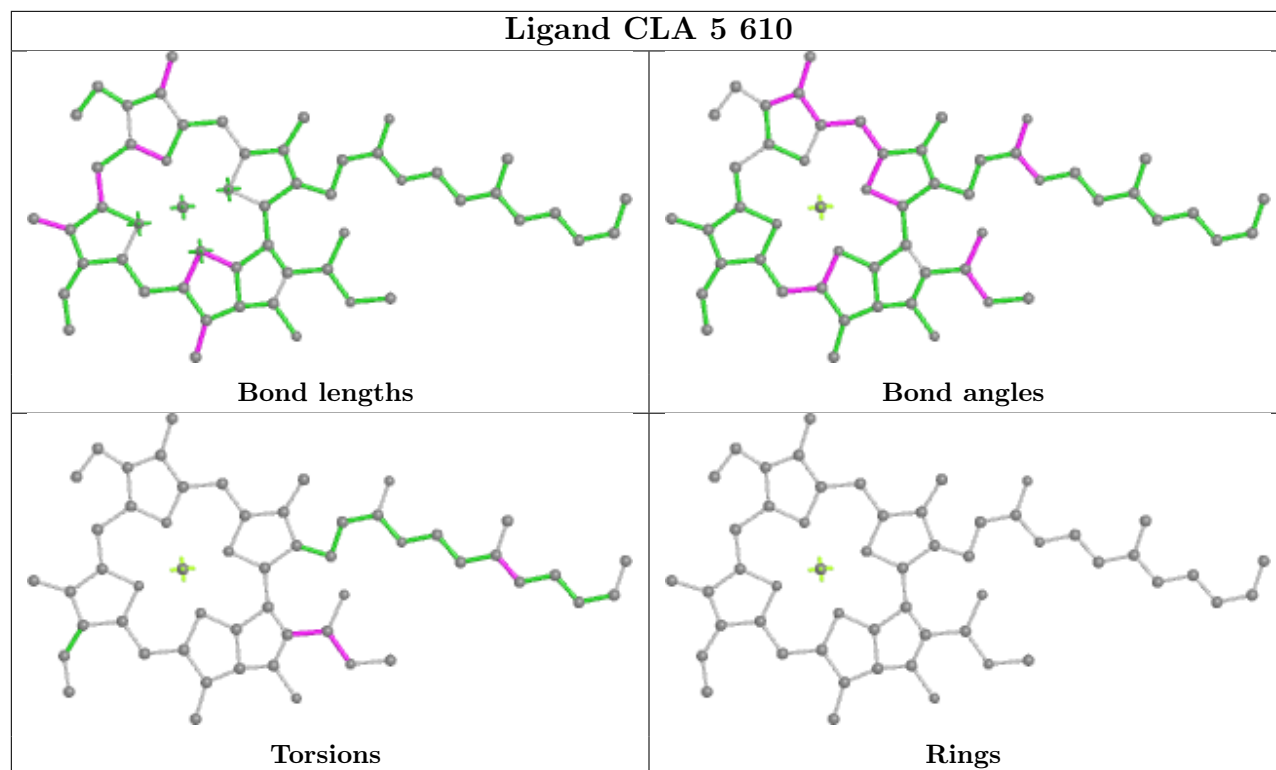
Ligand CLA 8 607



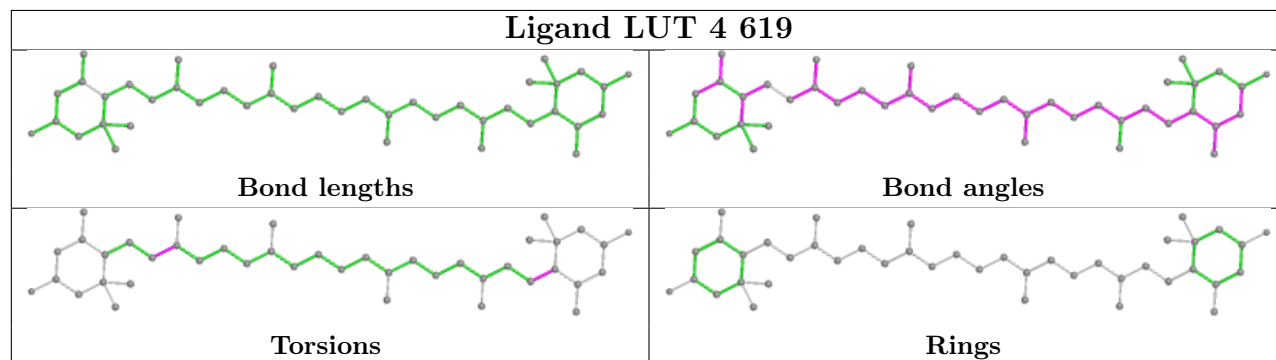
Ligand XAT 8 620



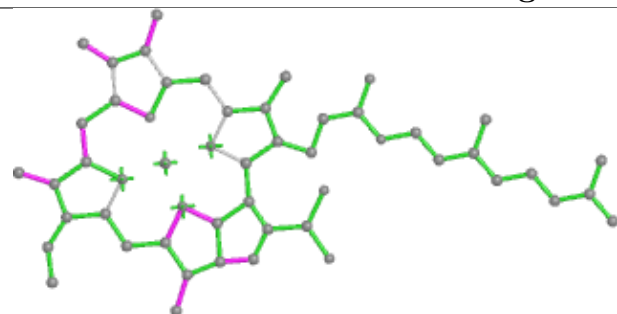
Ligand CLA 5 610



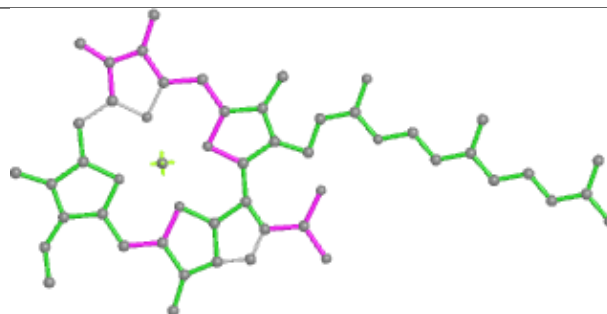
Ligand LUT 4 619



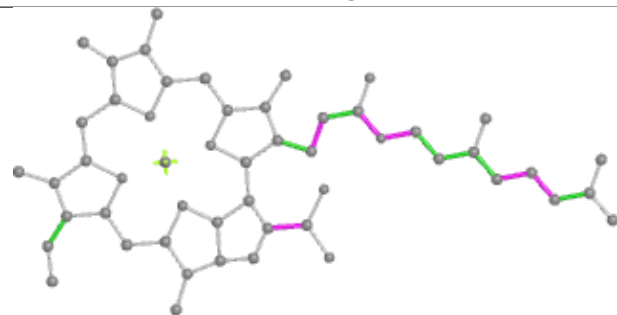
Ligand CLA B 811



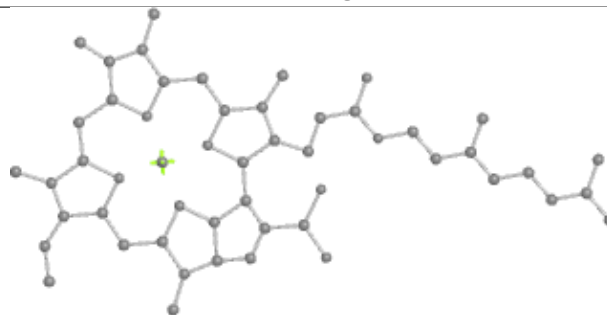
Bond lengths



Bond angles

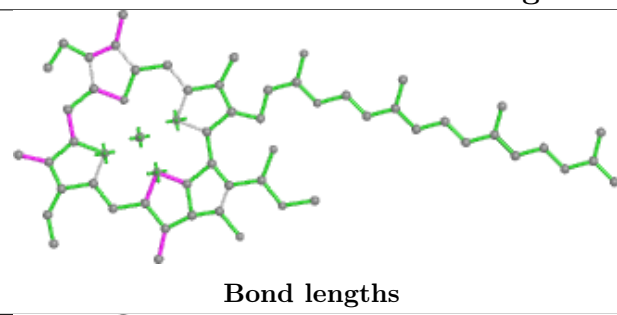


Torsions

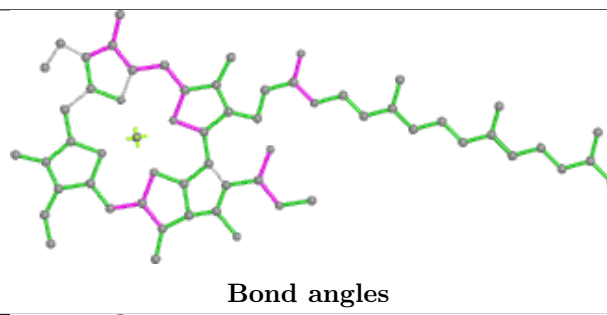


Rings

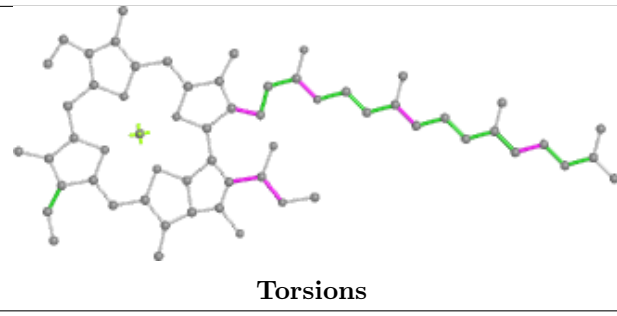
Ligand CLA 6 614



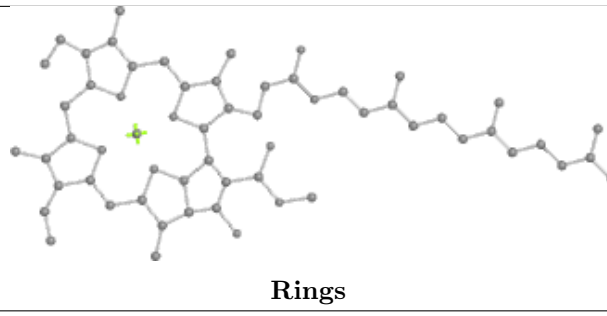
Bond lengths



Bond angles

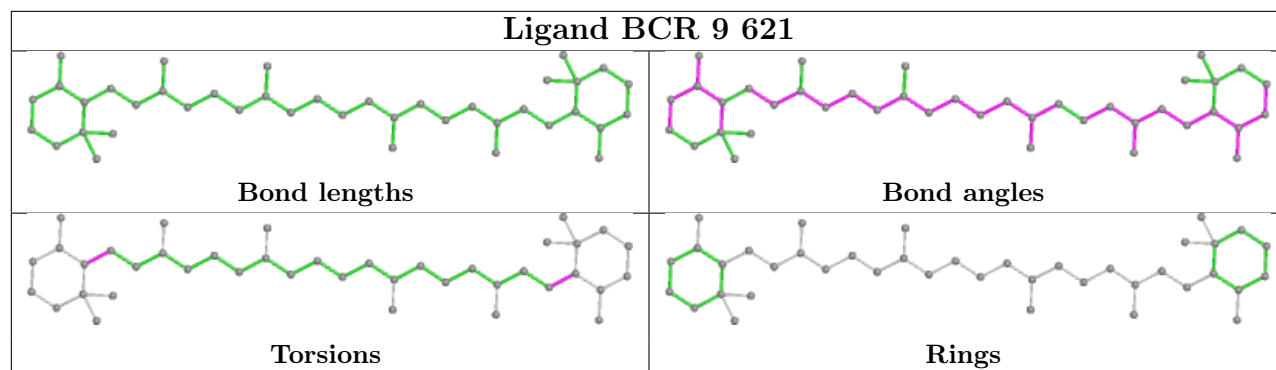


Torsions

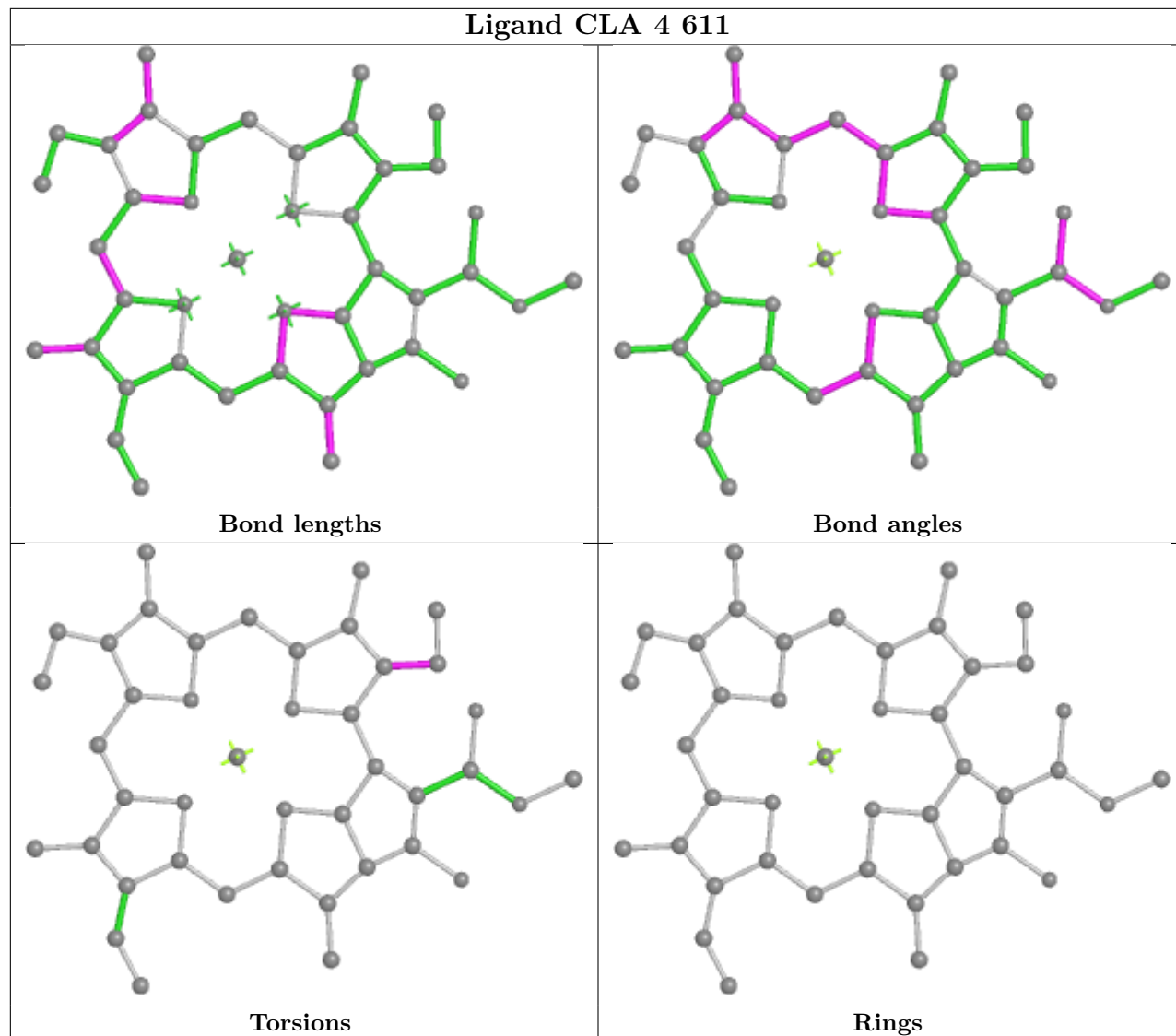


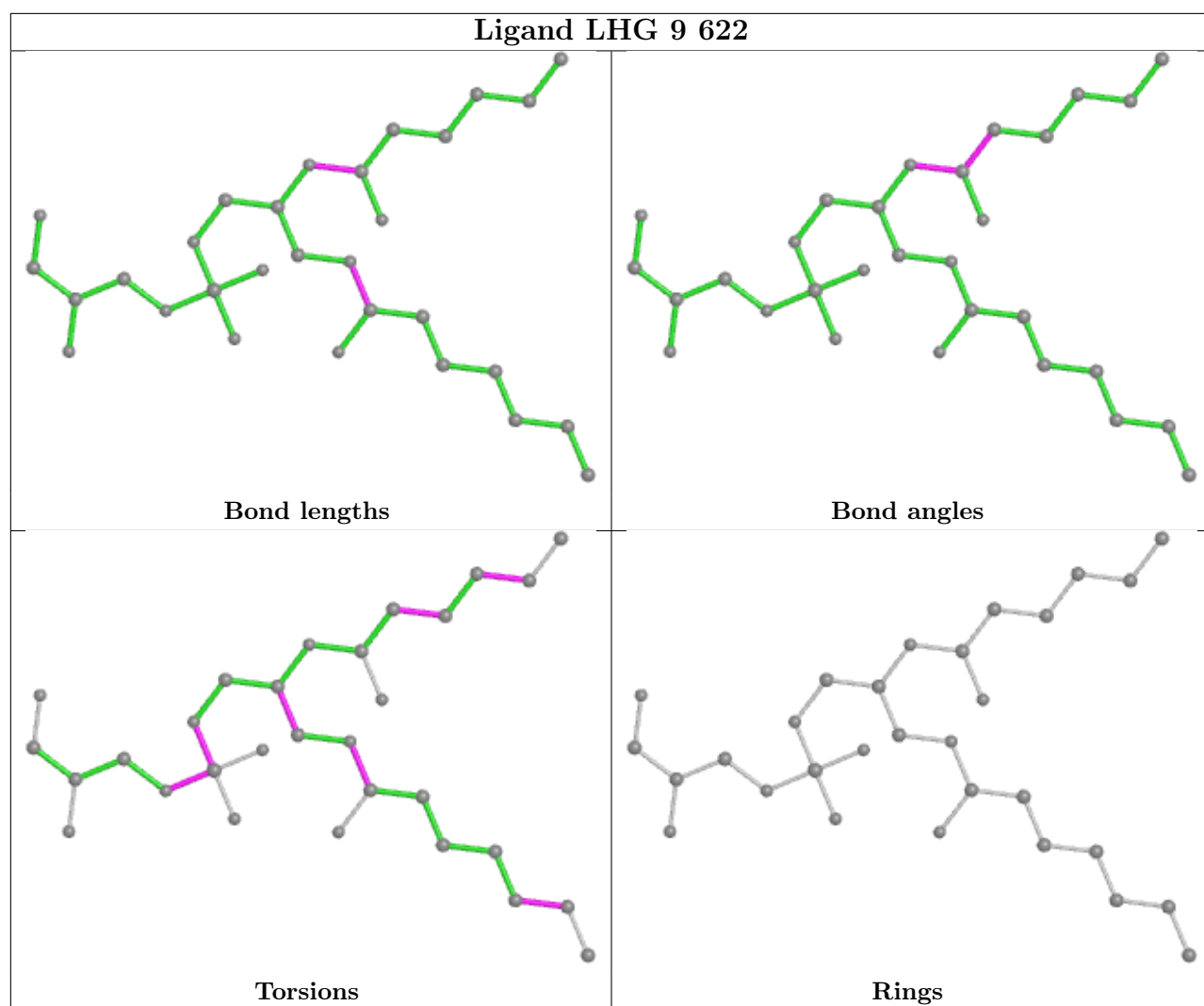
Rings

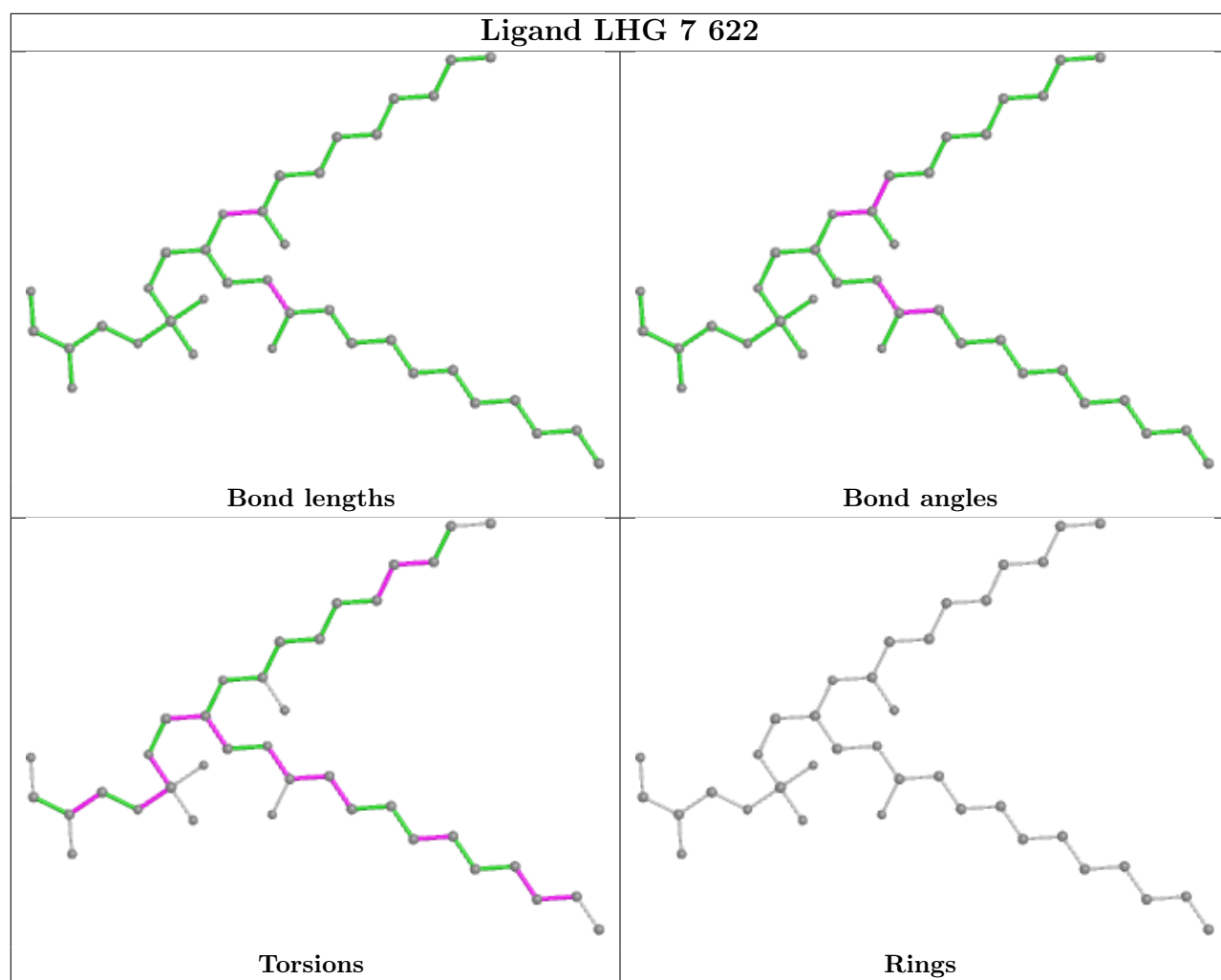
Ligand BCR 9 621

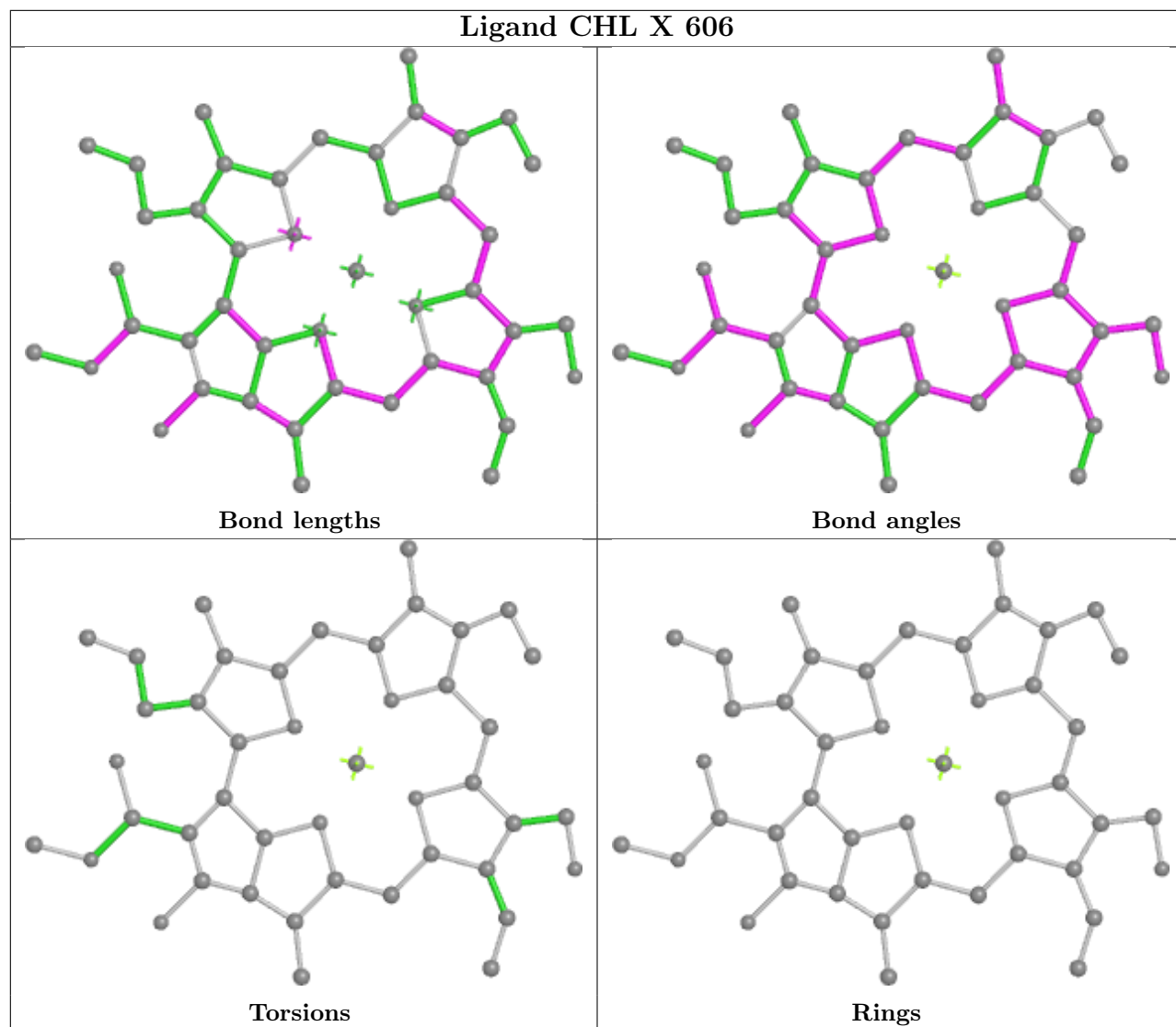


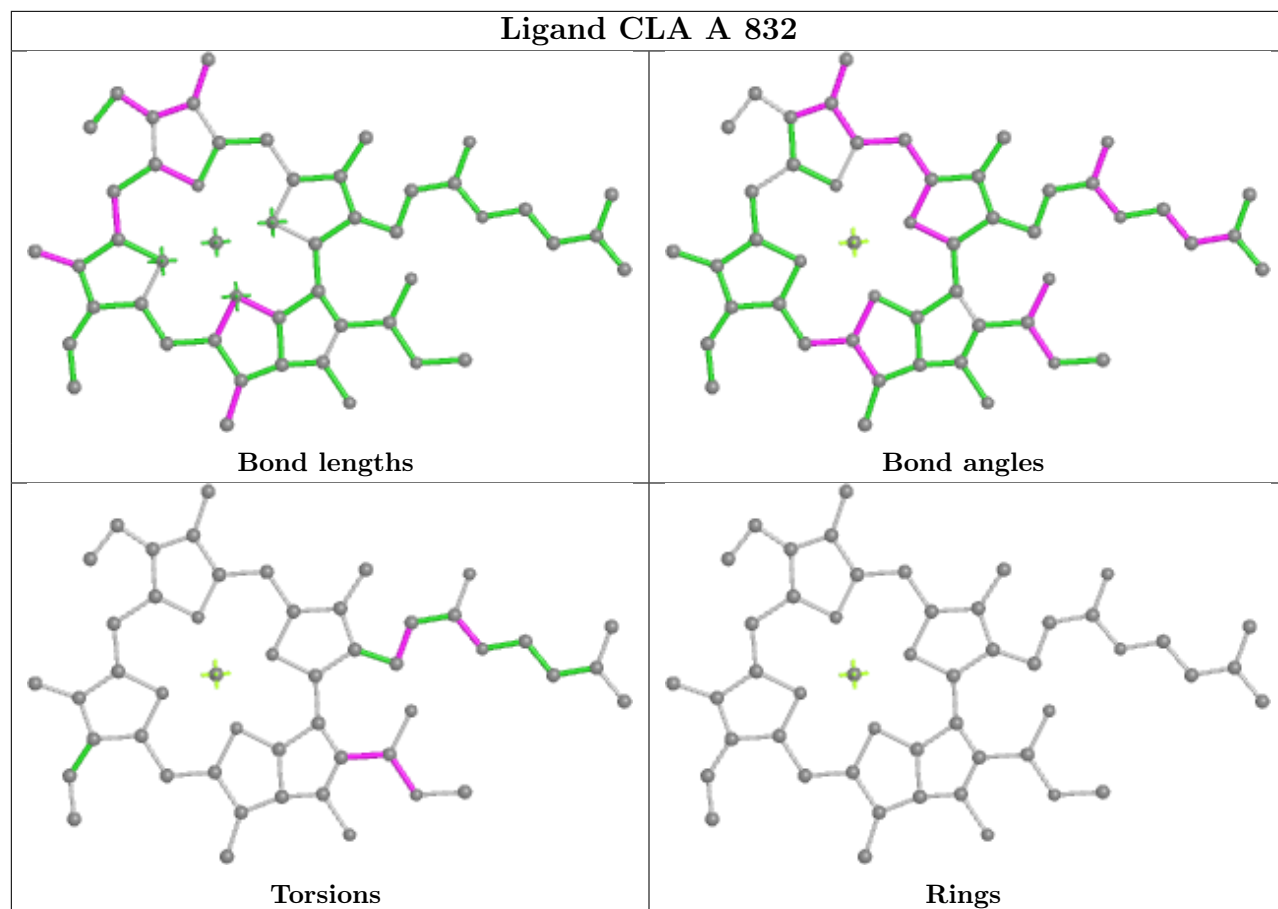
Ligand CLA 4 611

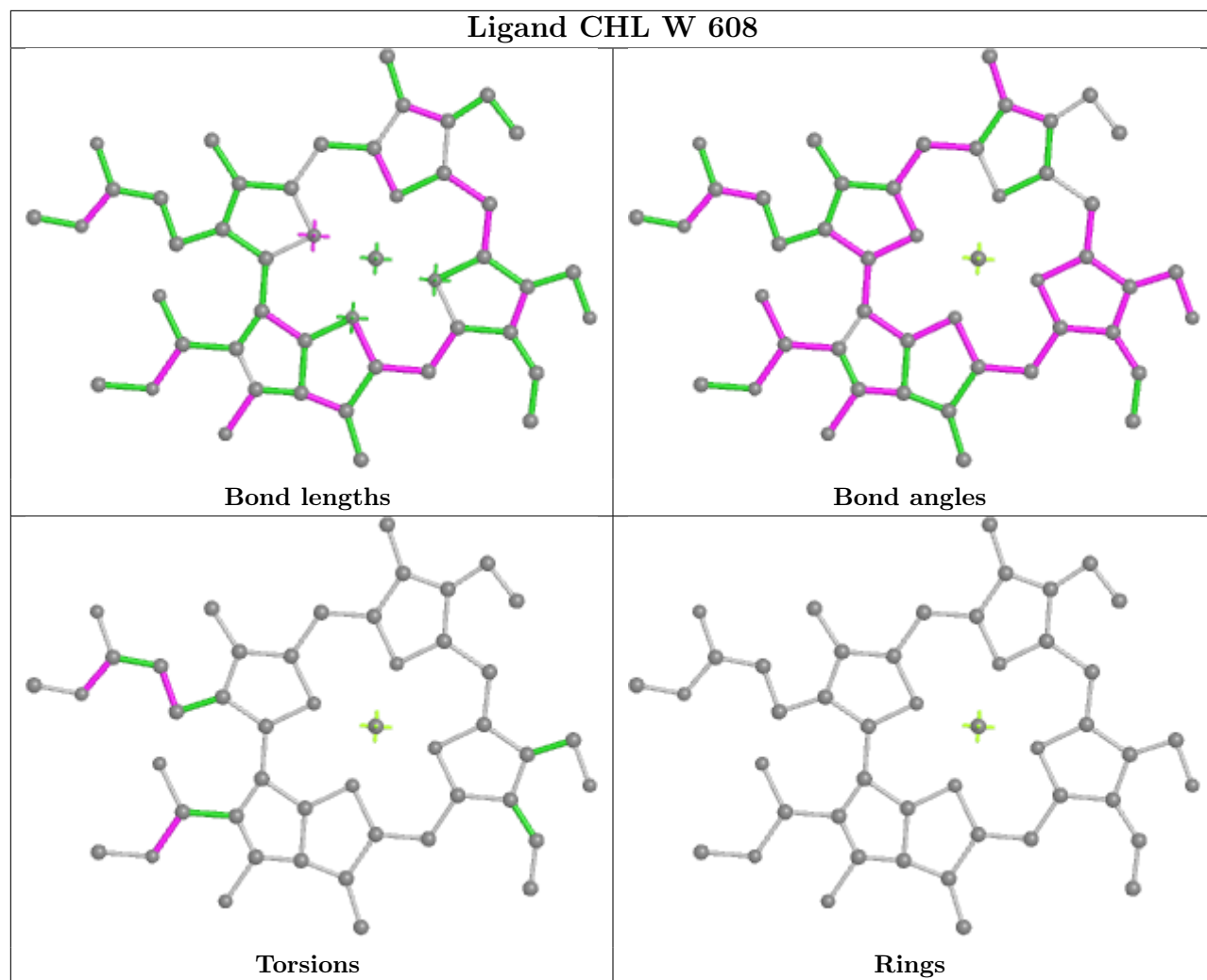


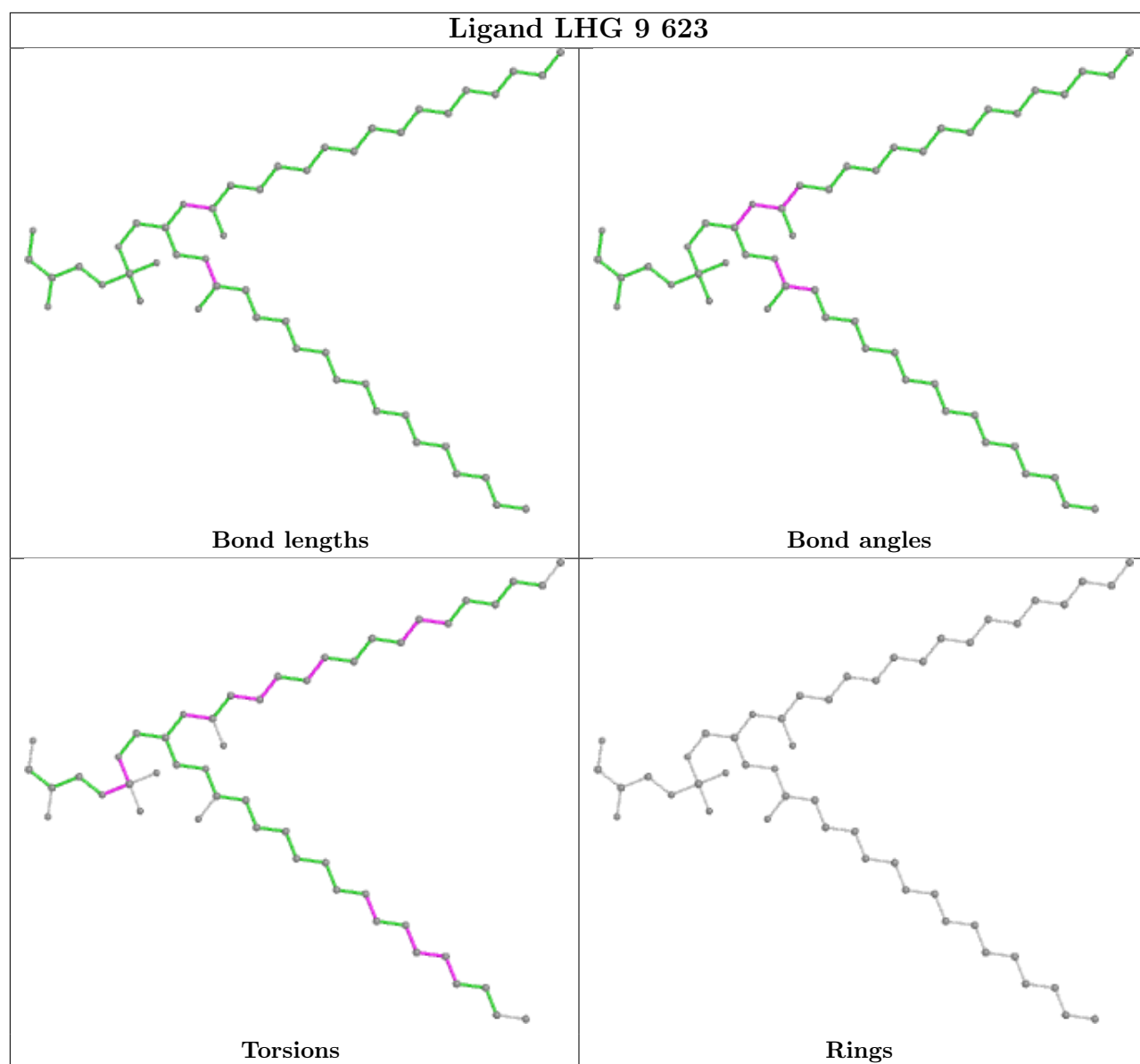




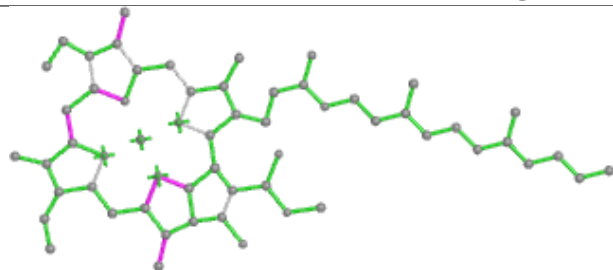




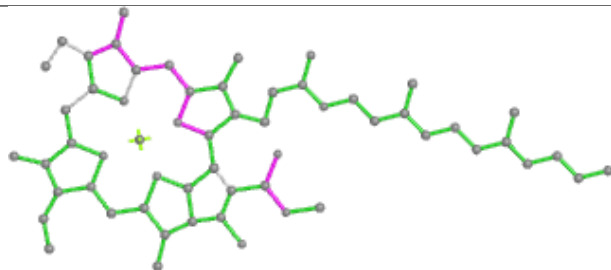




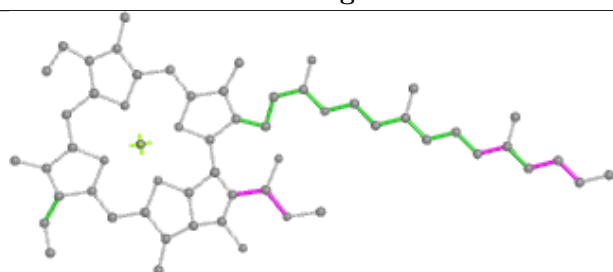
Ligand CLA Y 602



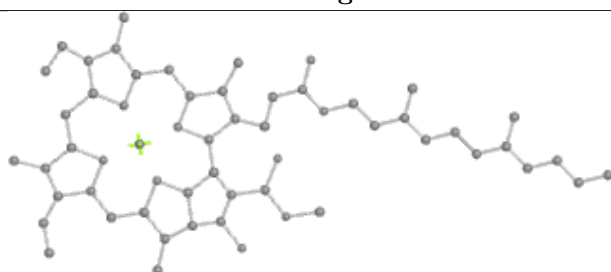
Bond lengths



Bond angles

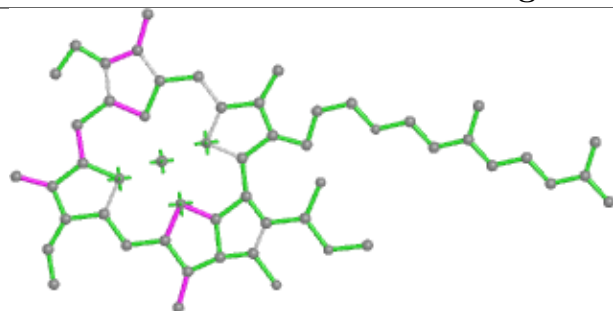


Torsions

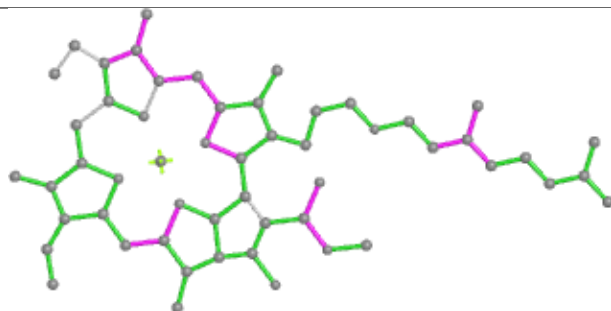


Rings

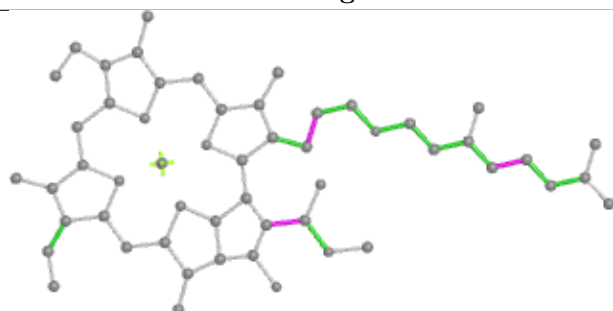
Ligand CLA a 603



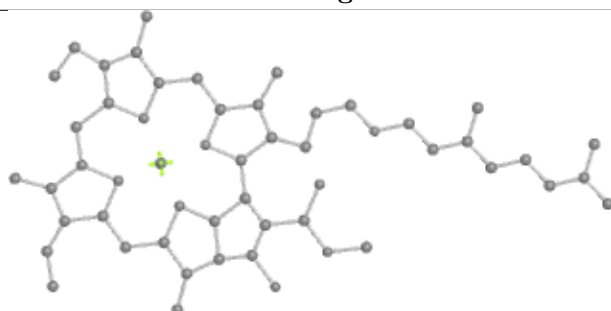
Bond lengths



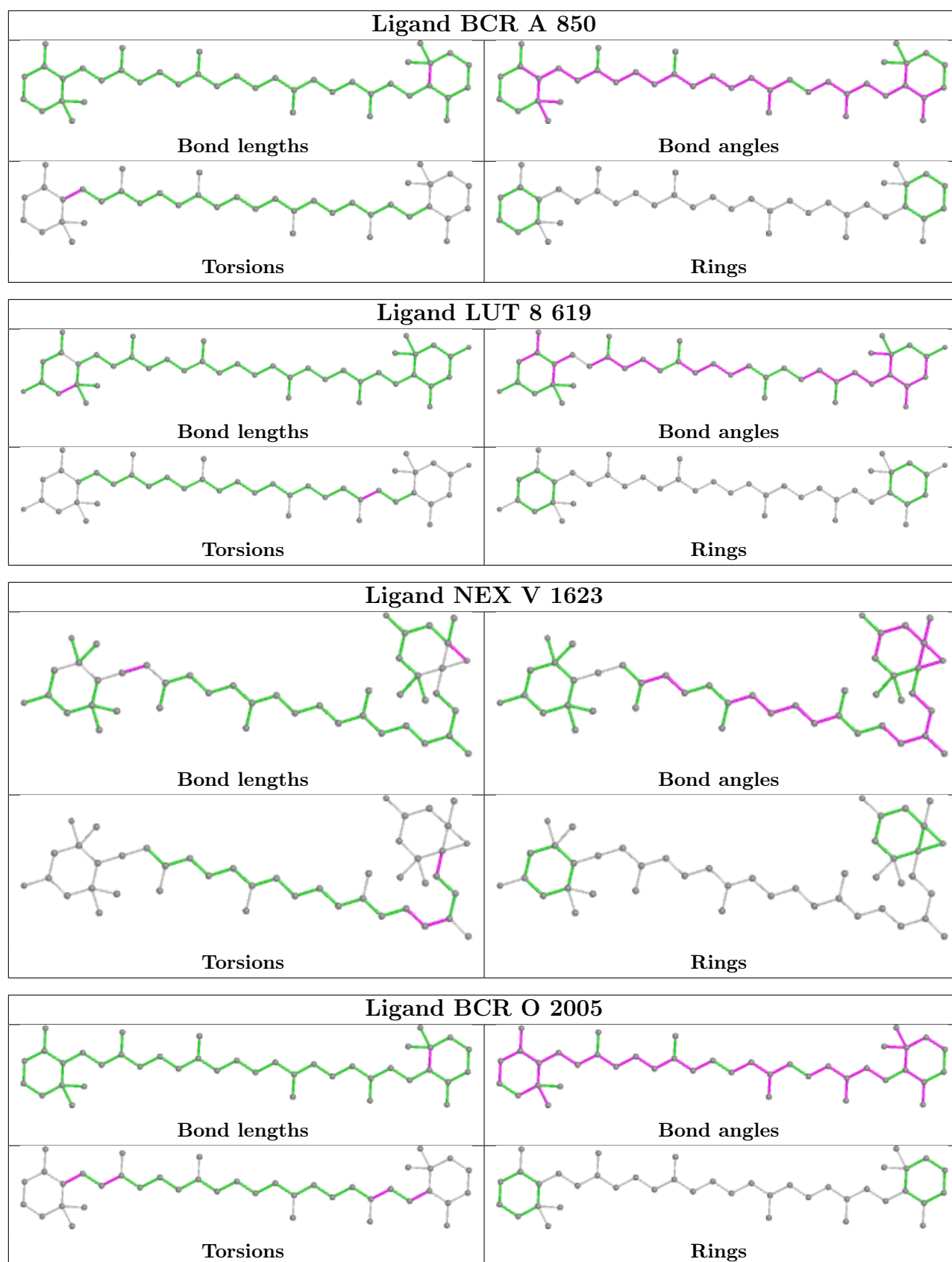
Bond angles



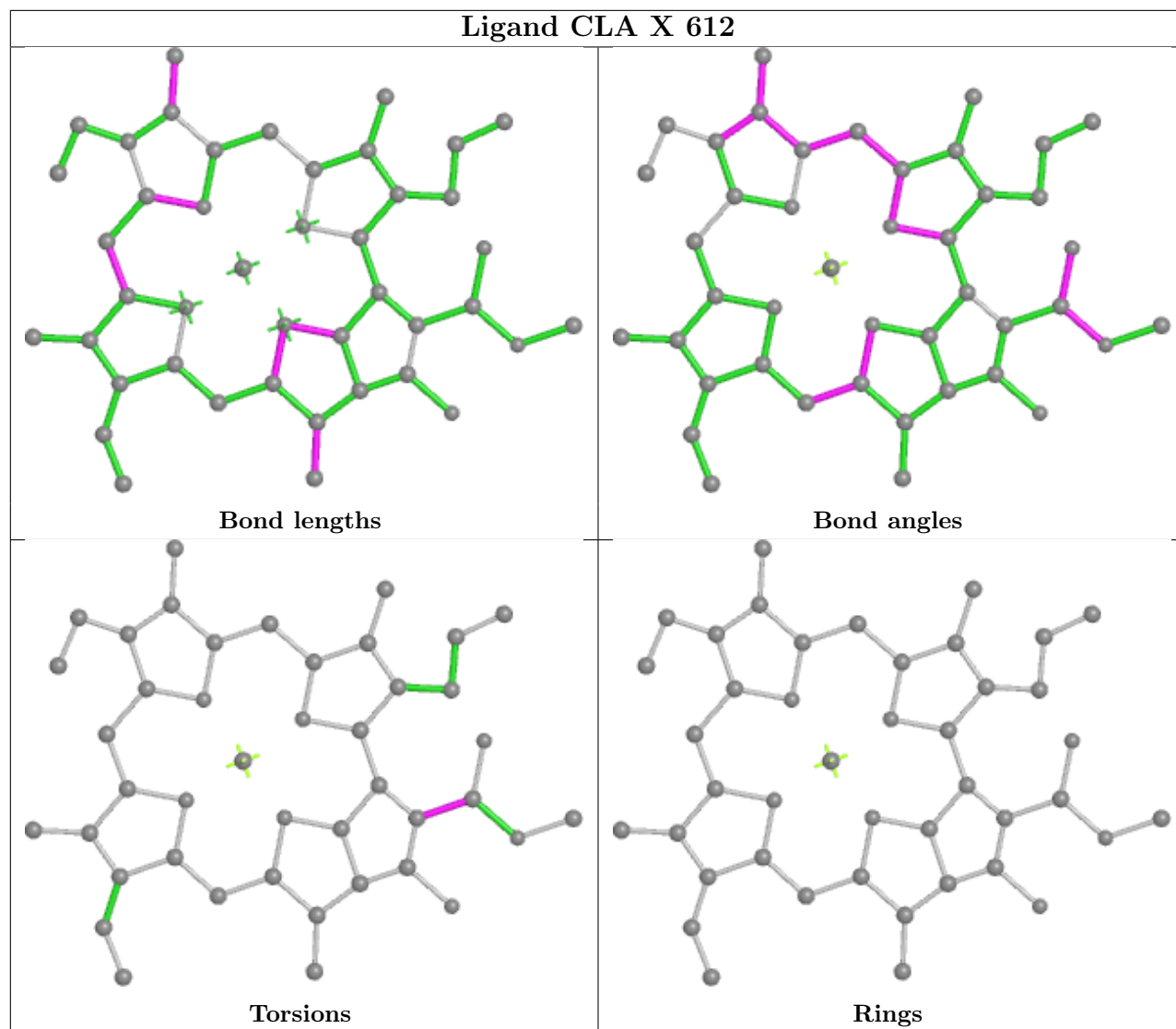
Torsions



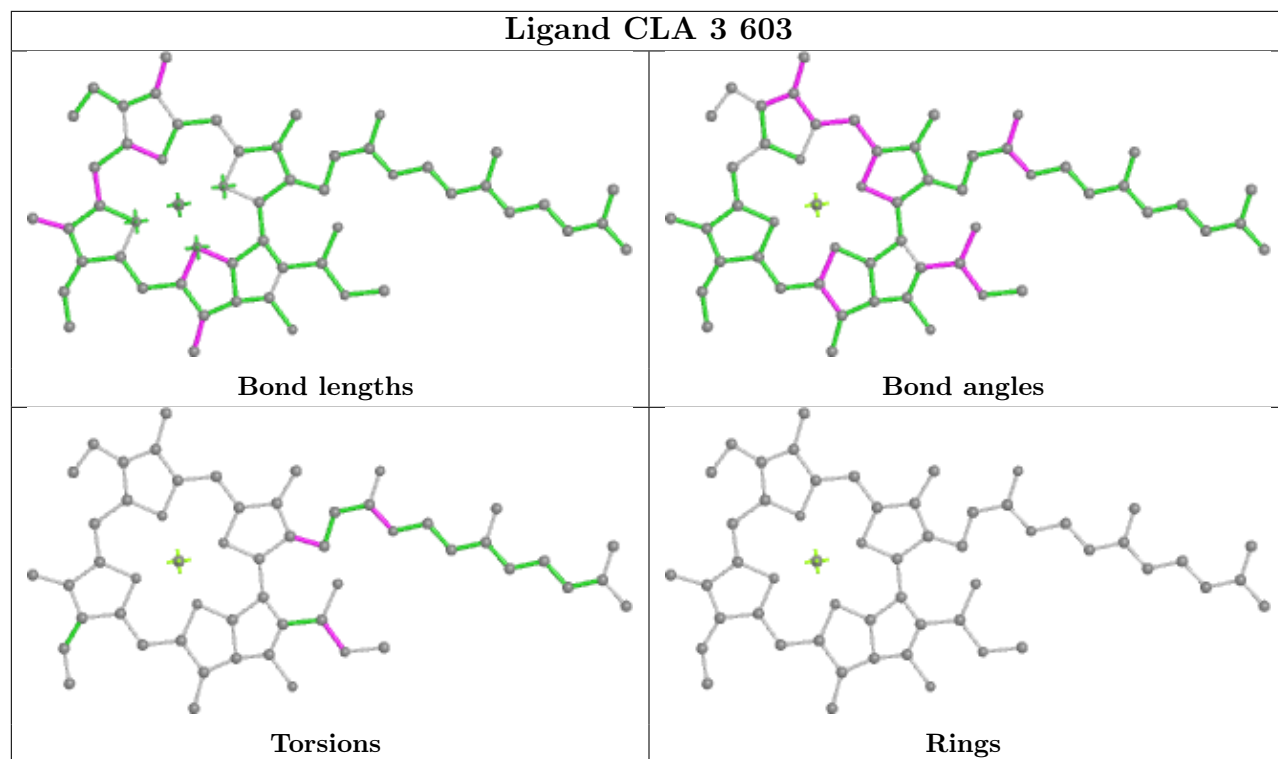
Rings



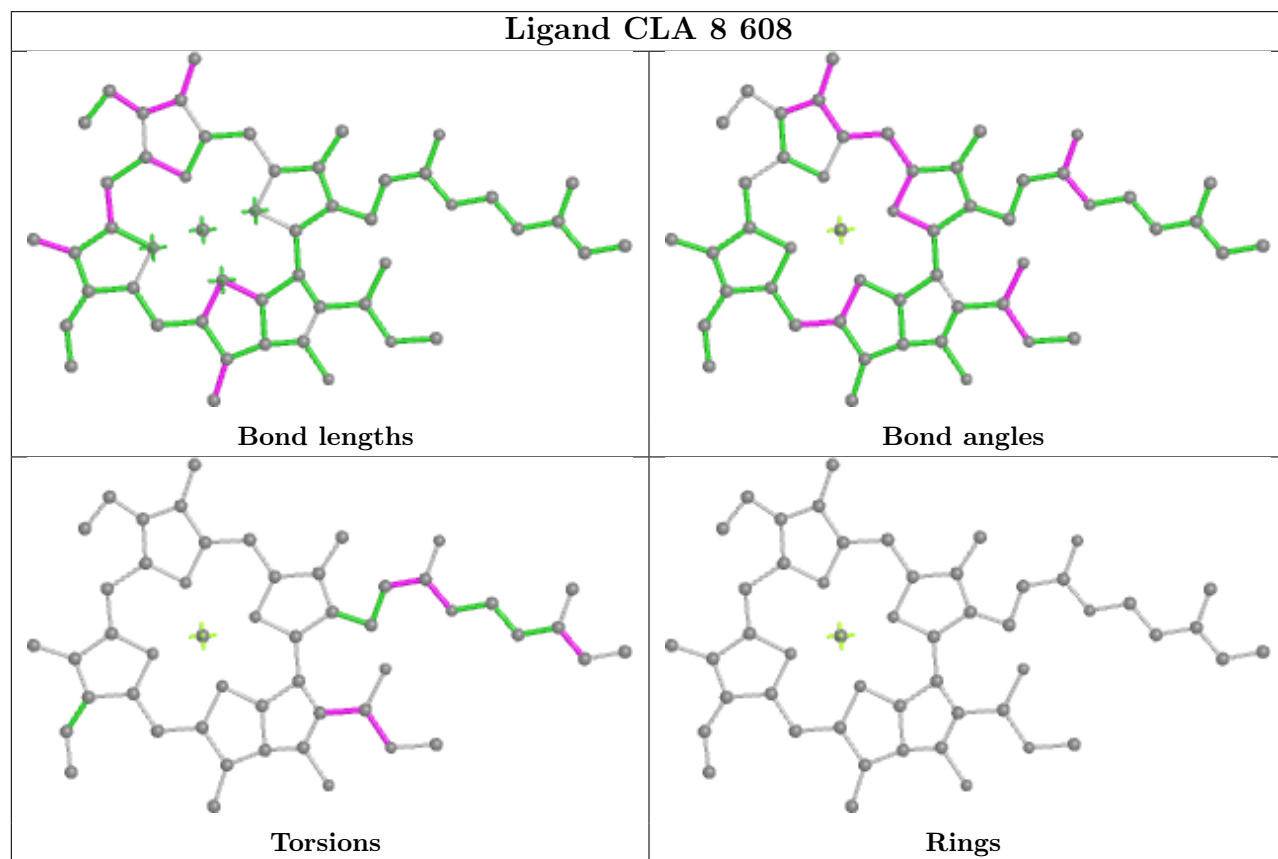
Ligand CLA X 612

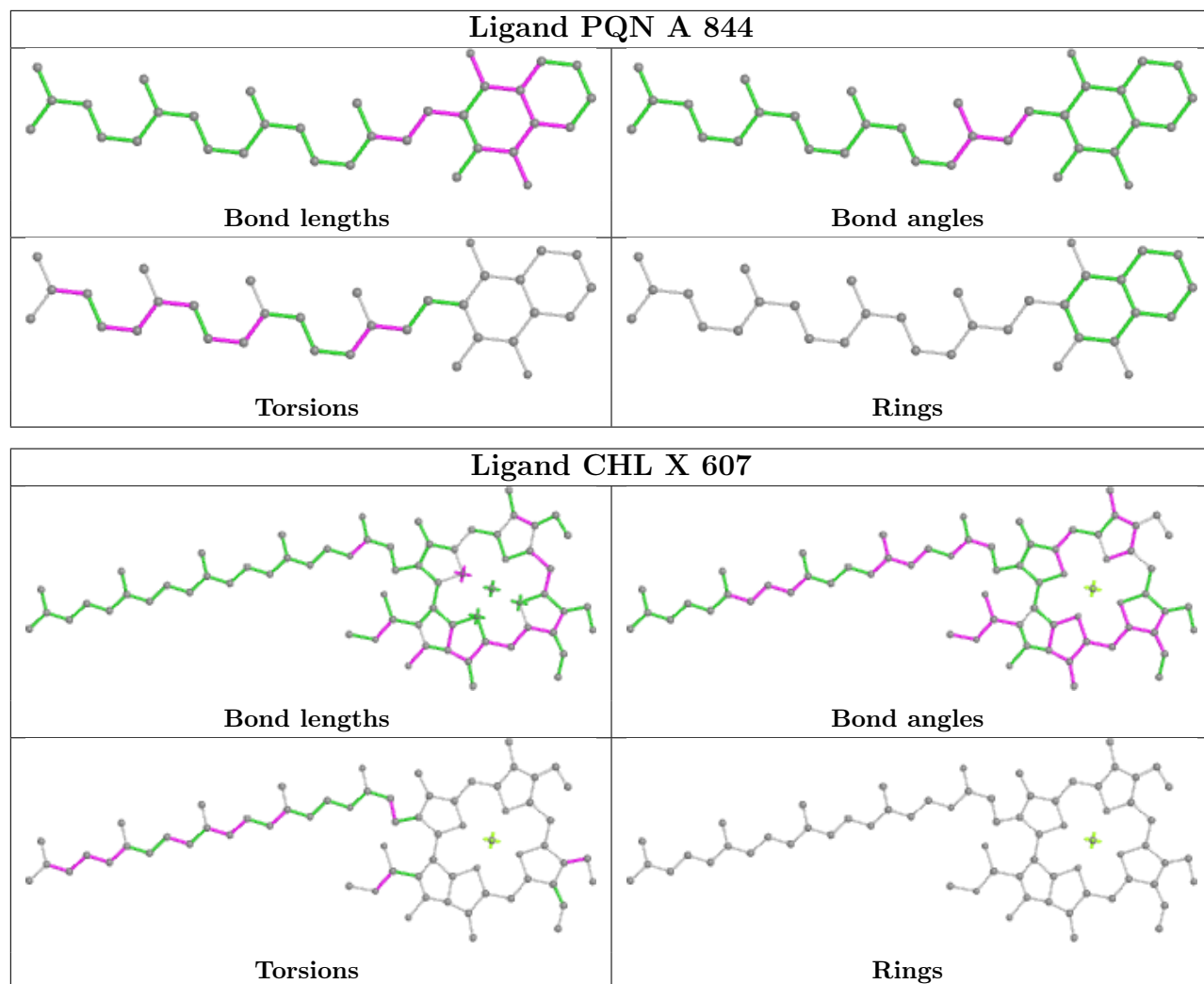


Ligand CLA 3 603

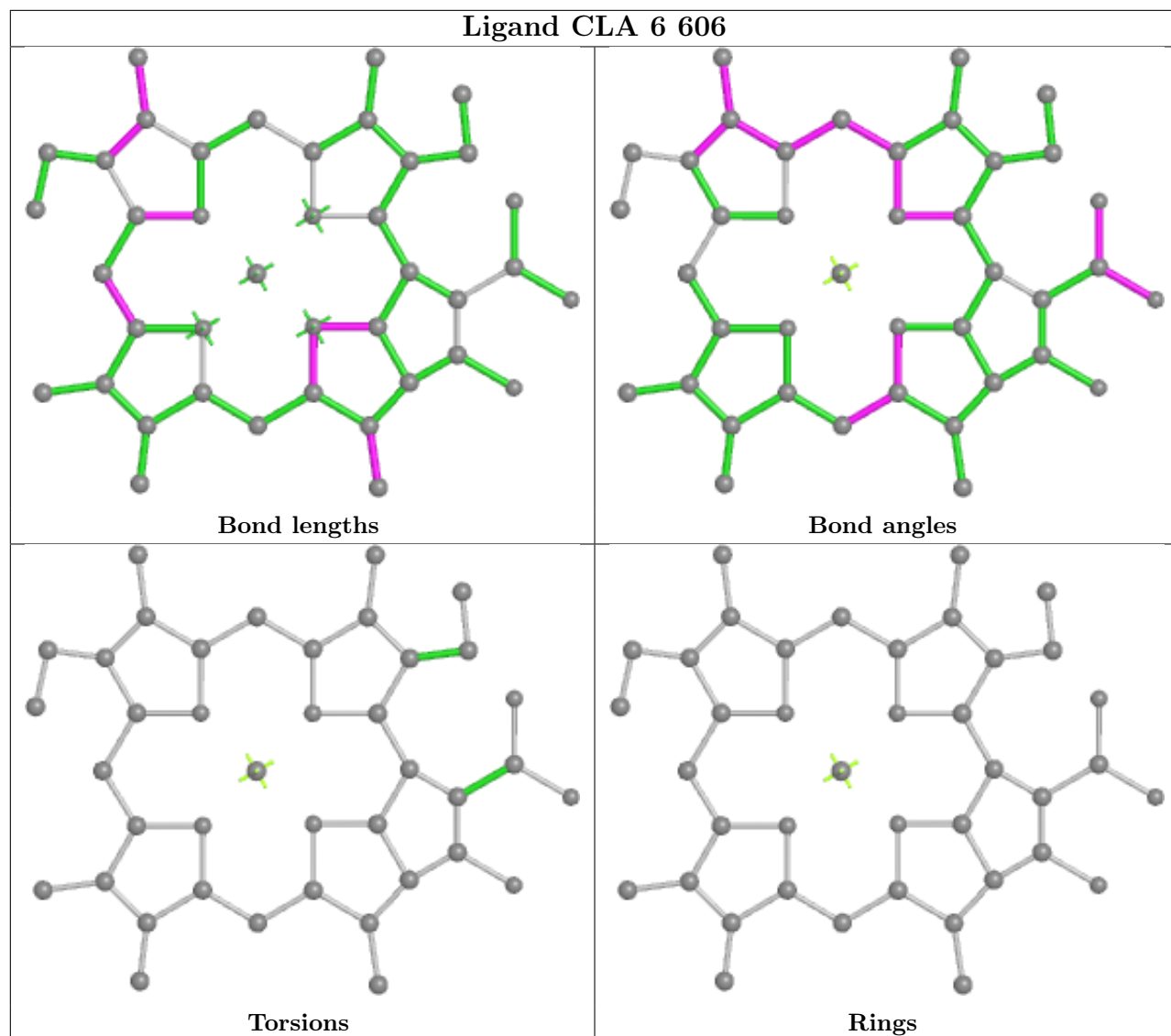


Ligand CLA 8 608

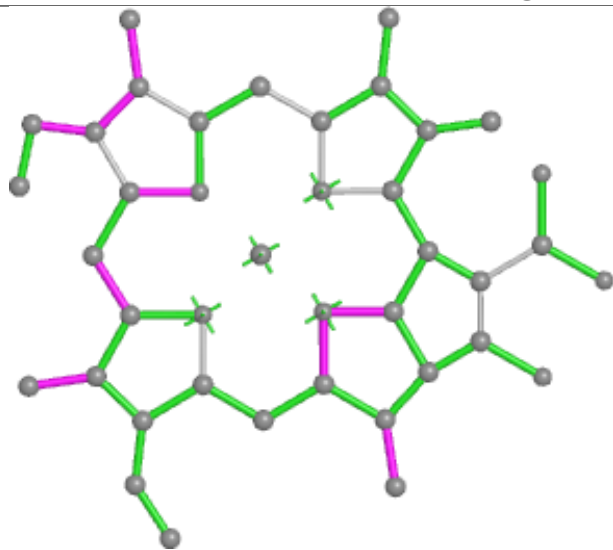




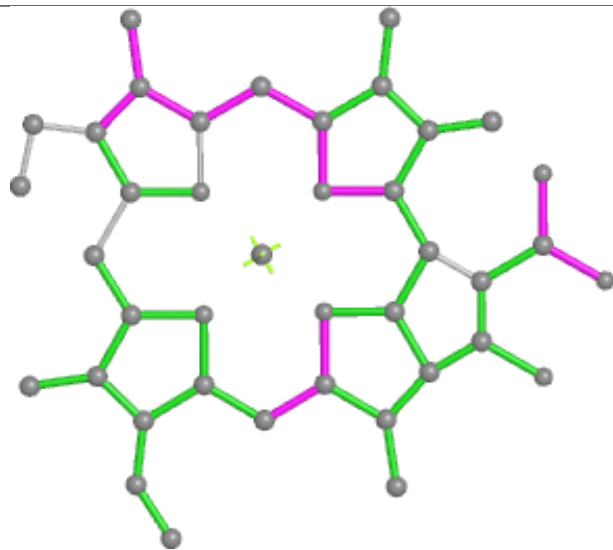
Ligand CLA 6 606



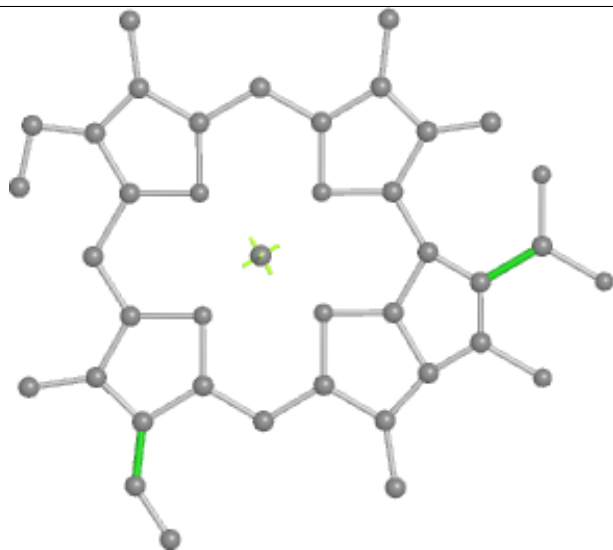
Ligand CLA 3 617



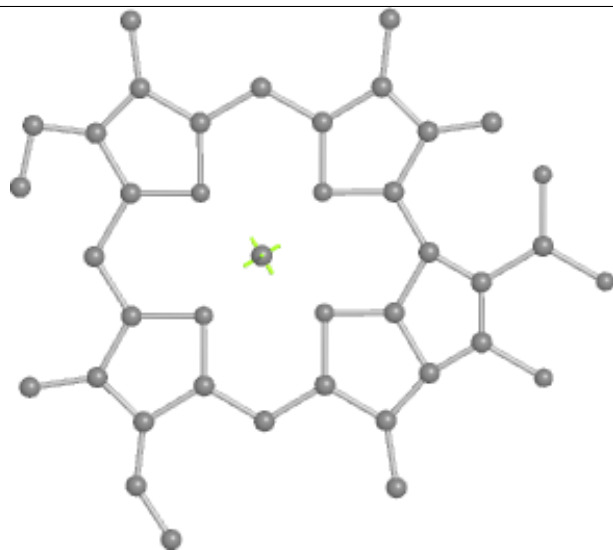
Bond lengths



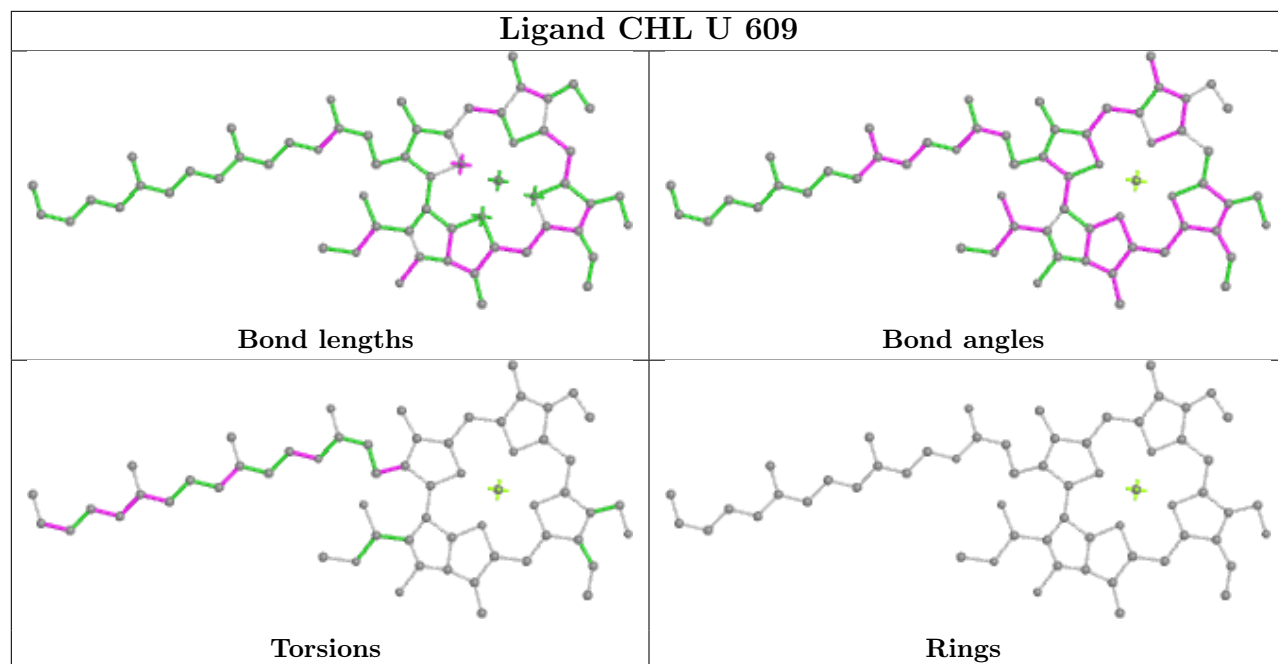
Bond angles



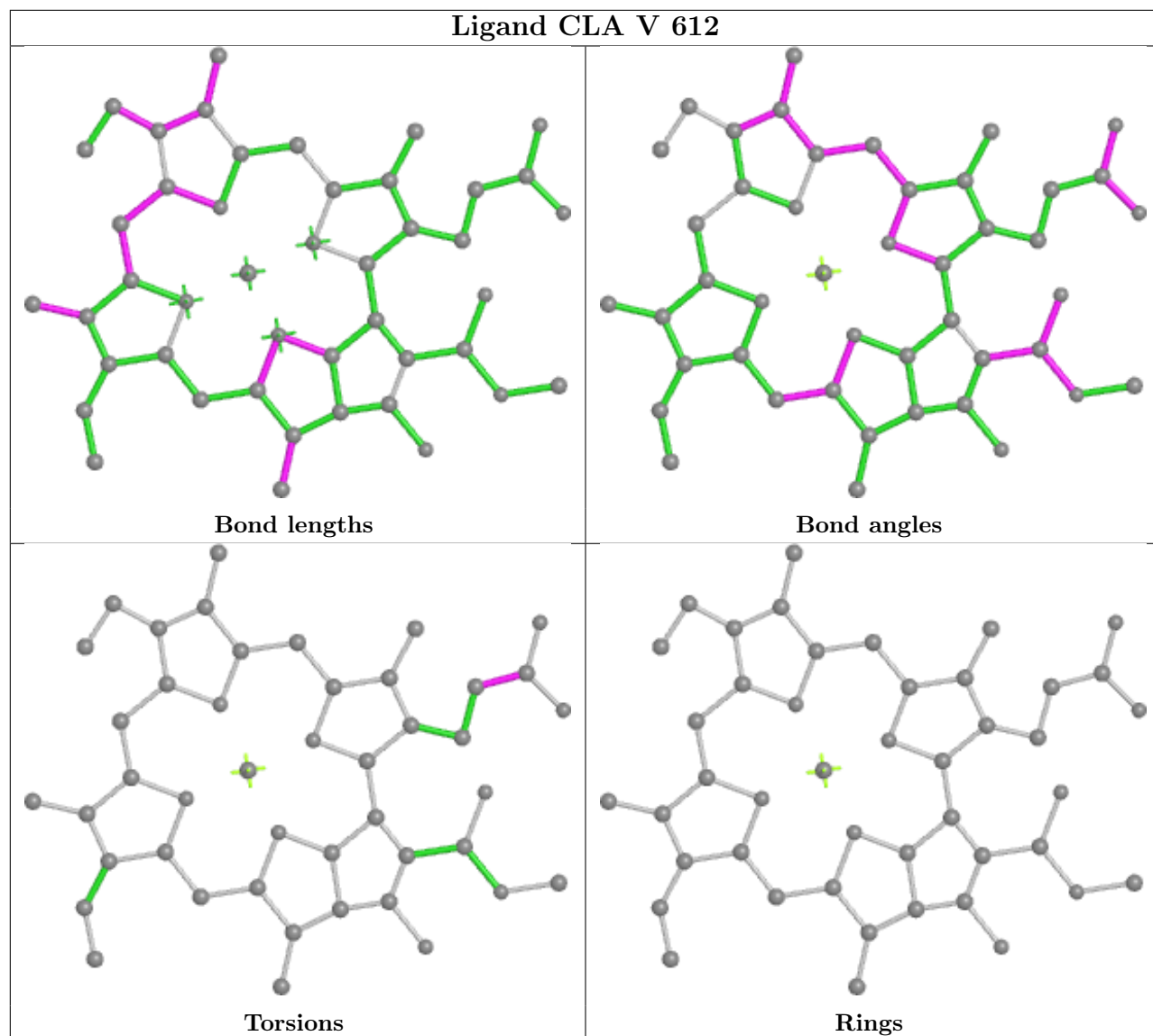
Torsions



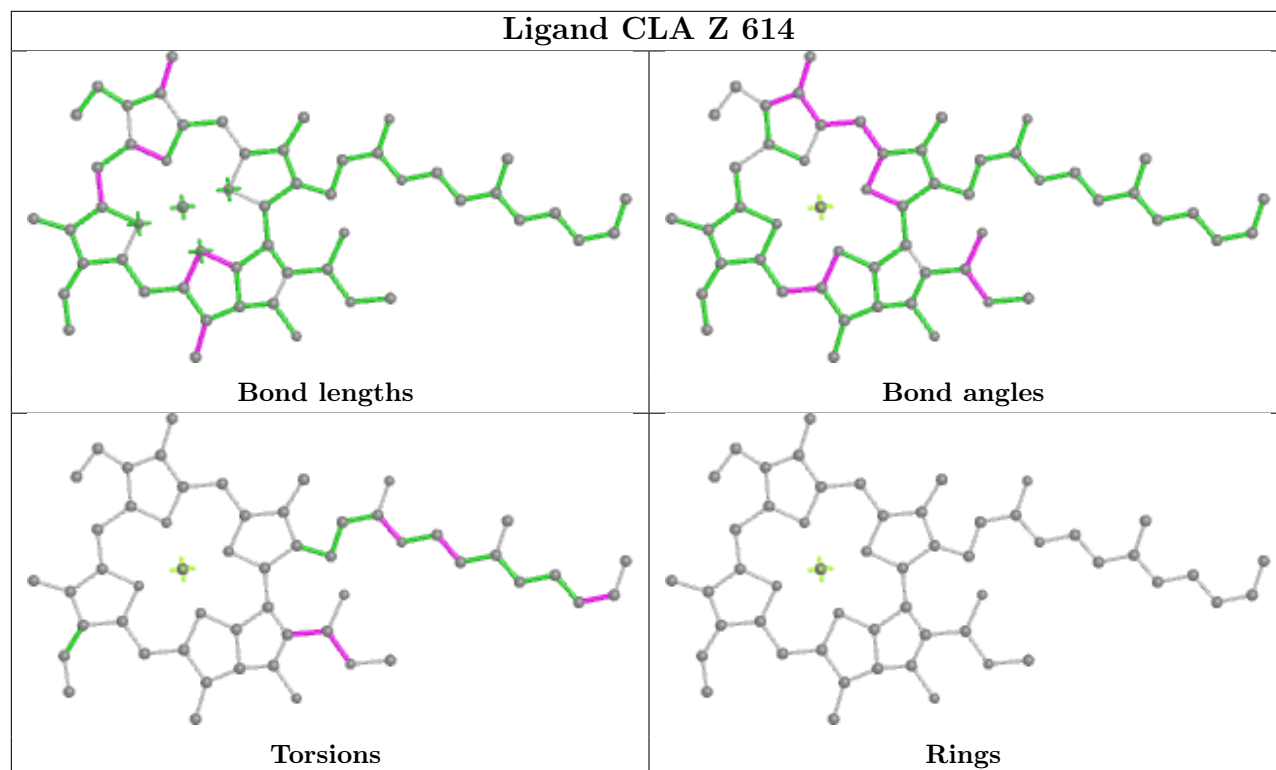
Rings



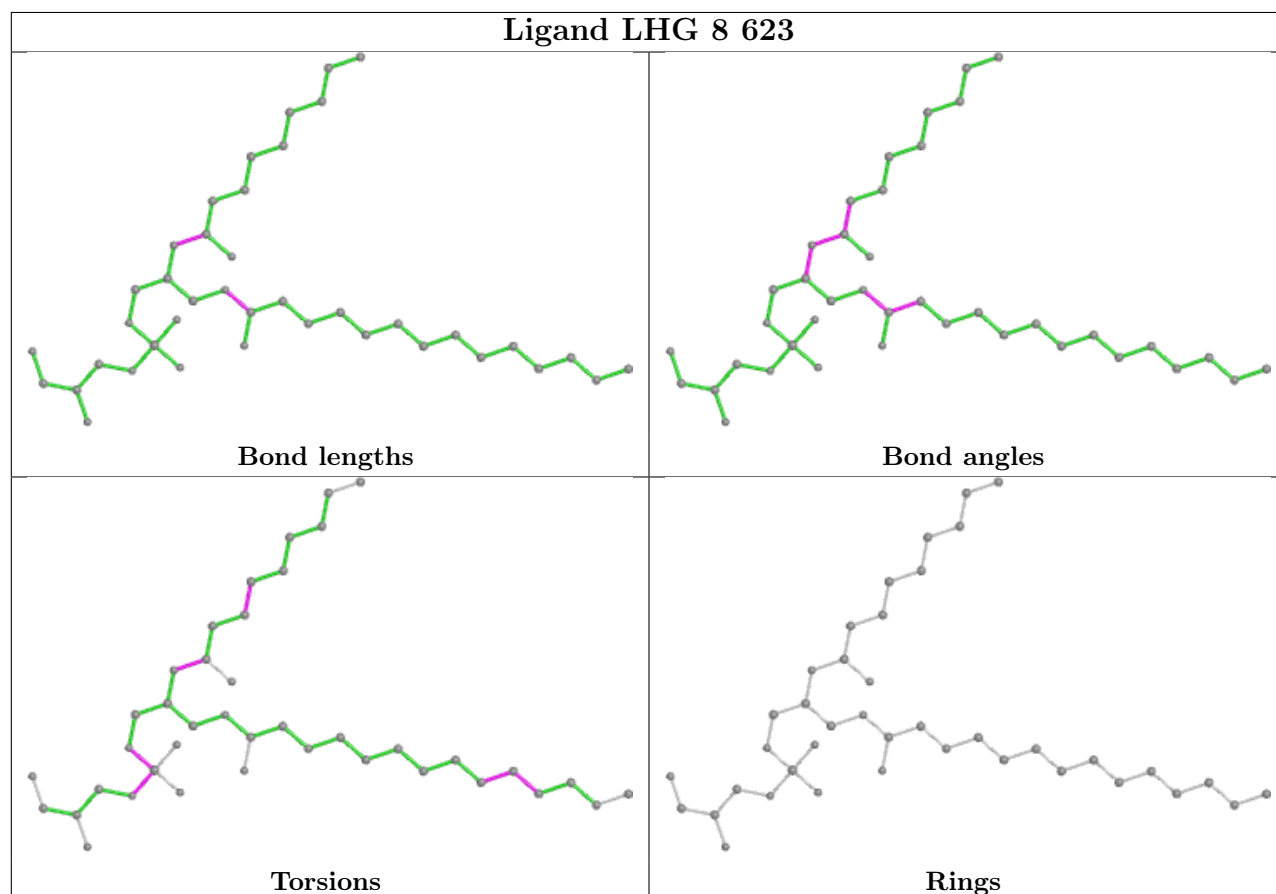
Ligand CLA V 612

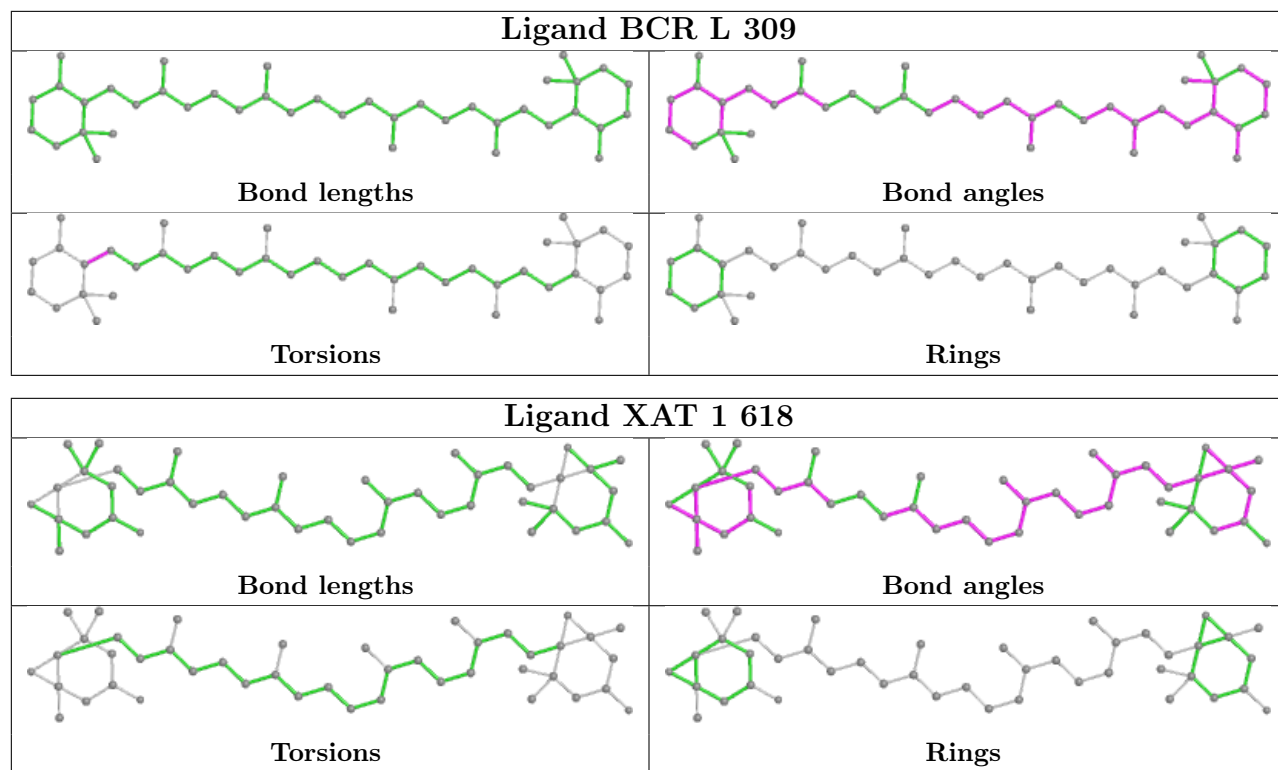


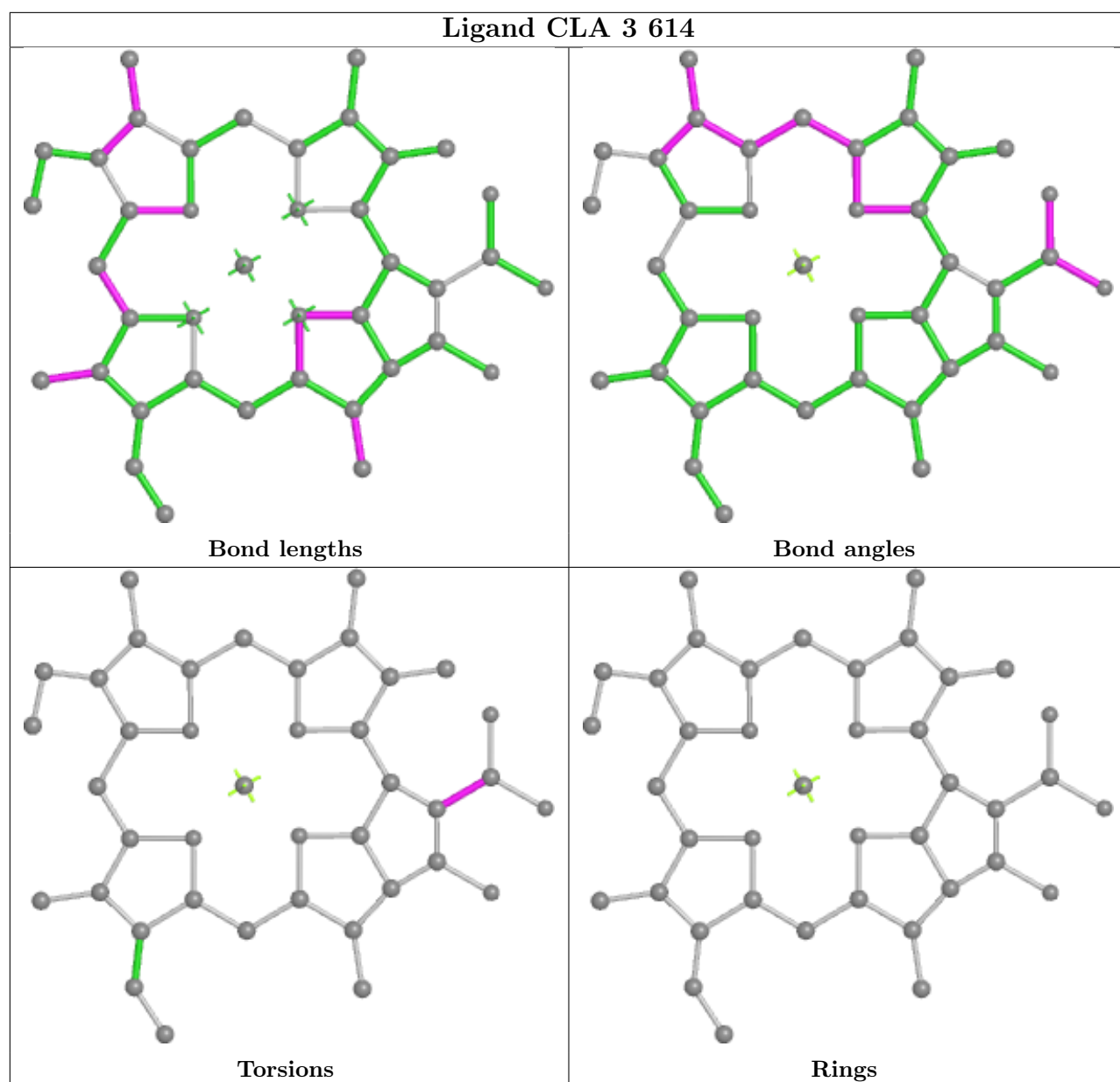
Ligand CLA Z 614



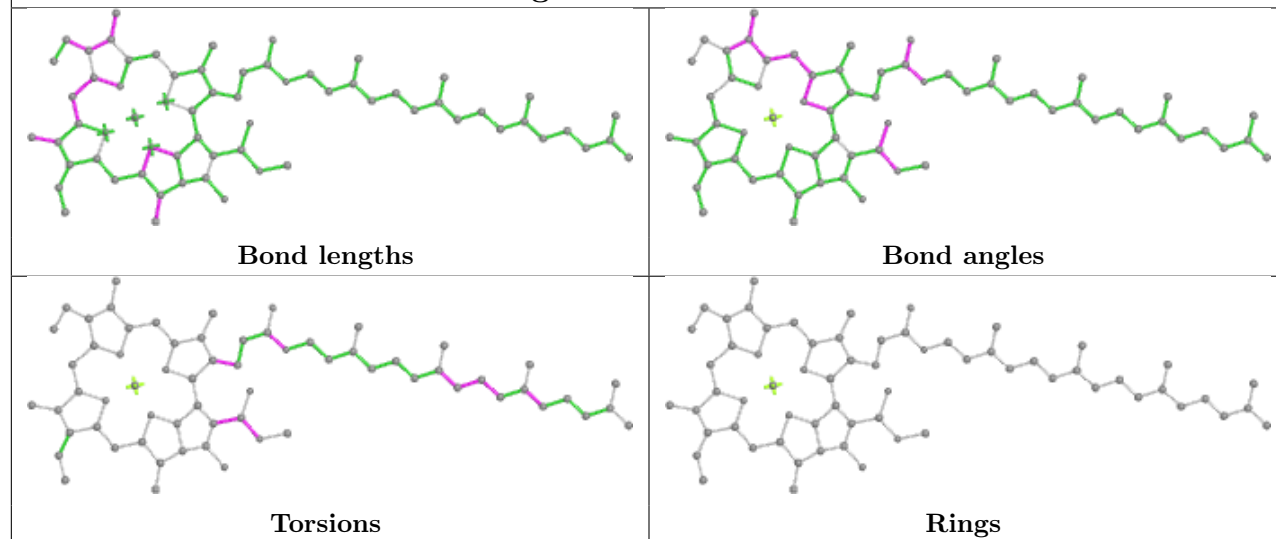
Ligand LHG 8 623



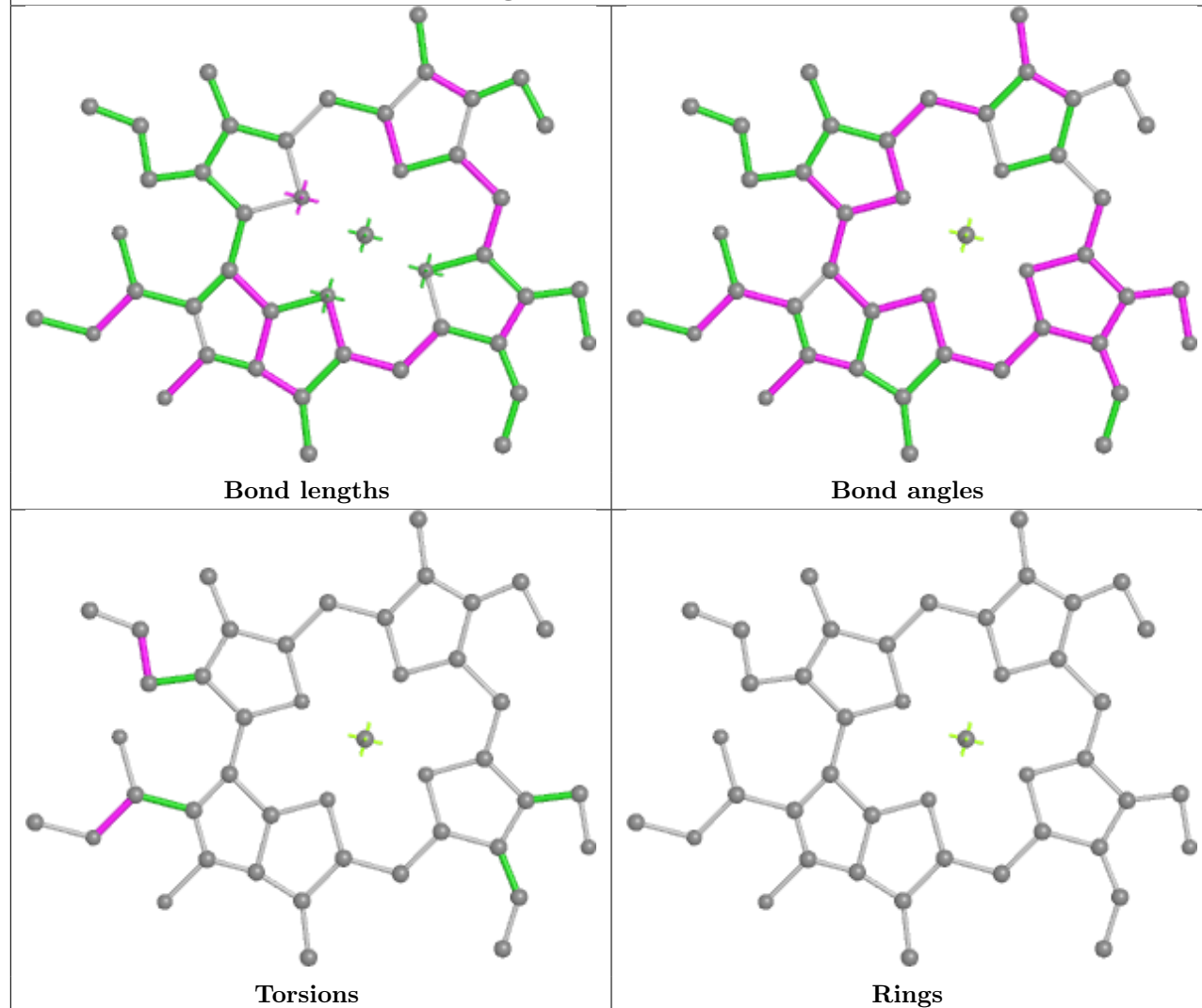




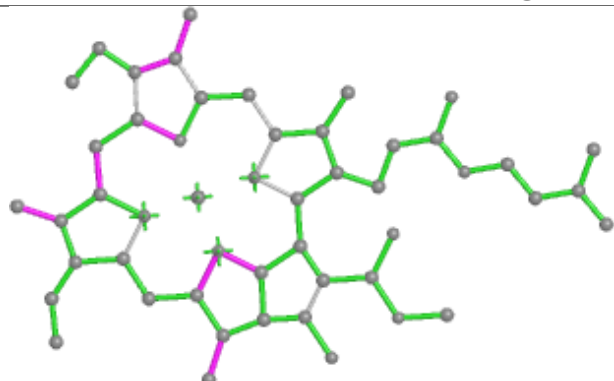
Ligand CLA A 831



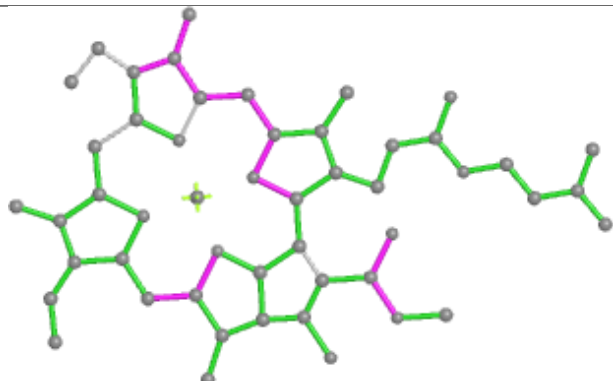
Ligand CHL U 608



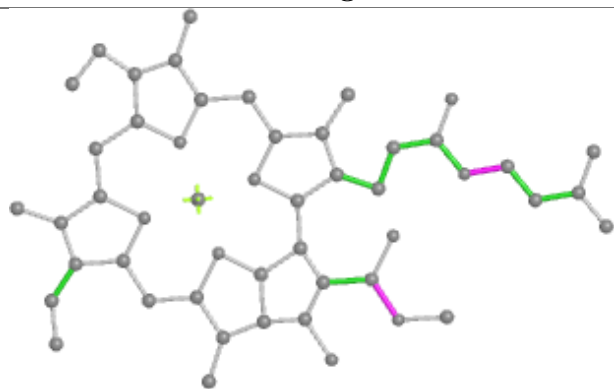
Ligand CLA 7 608



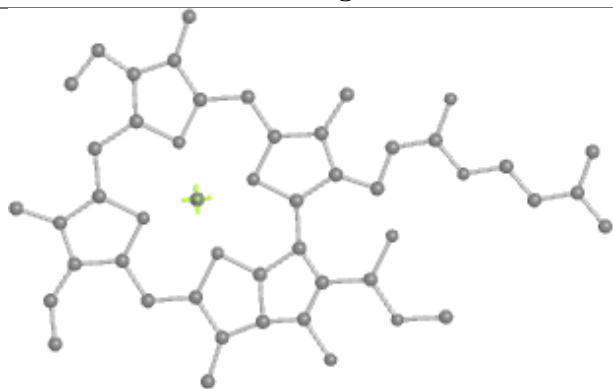
Bond lengths



Bond angles

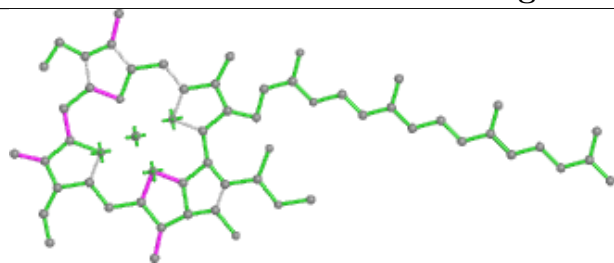


Torsions

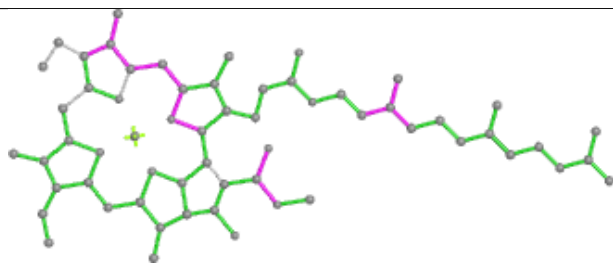


Rings

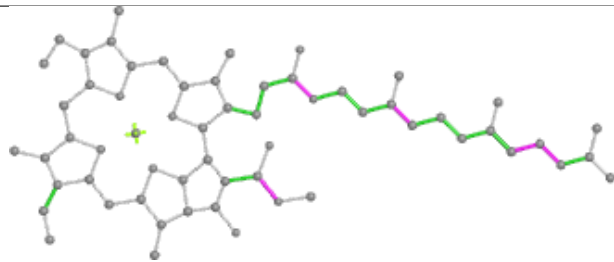
Ligand CLA 8 610



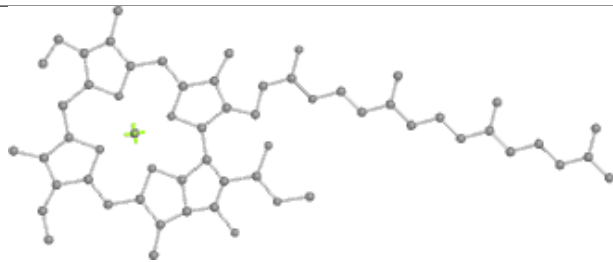
Bond lengths



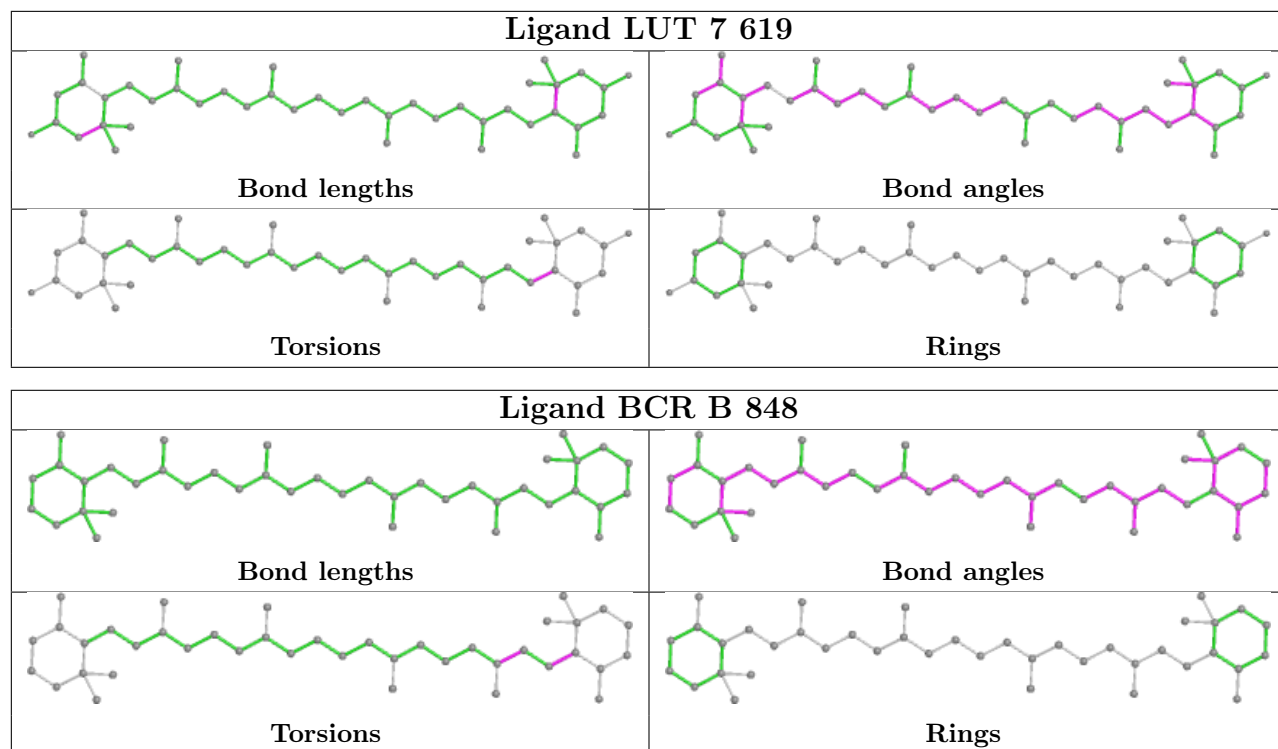
Bond angles



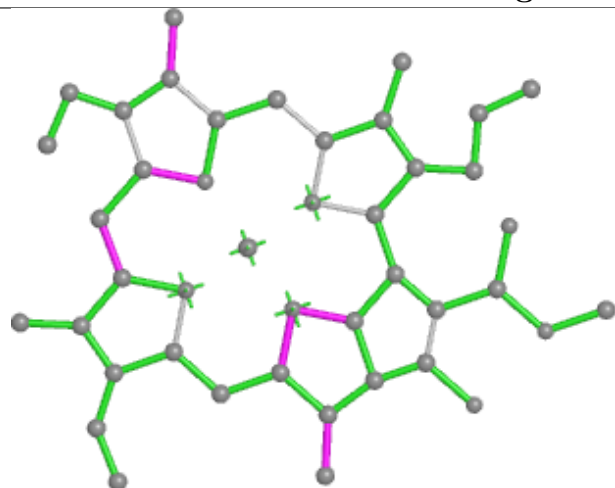
Torsions



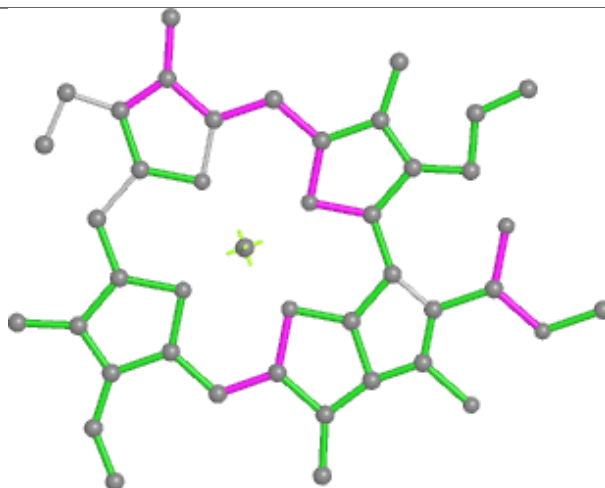
Rings



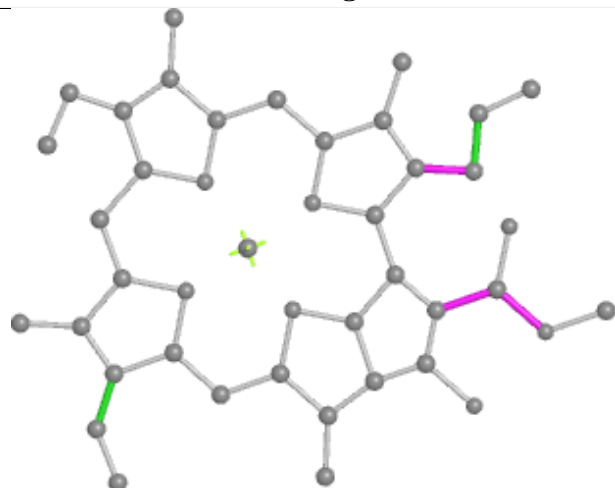
Ligand CLA Y 611



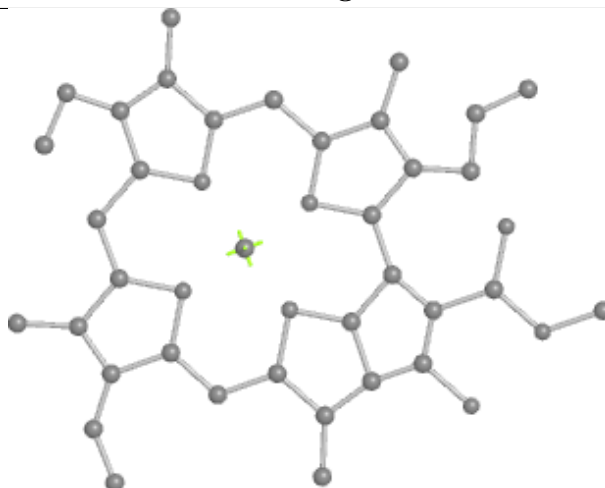
Bond lengths



Bond angles

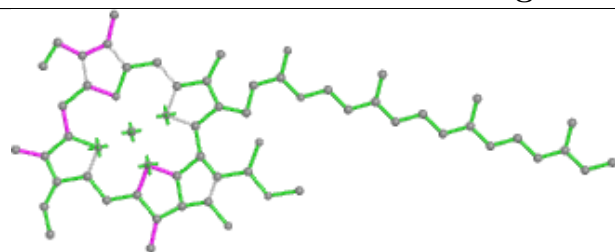


Torsions

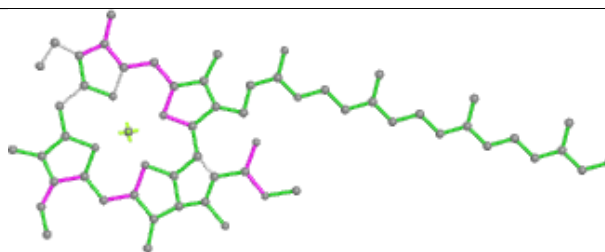


Rings

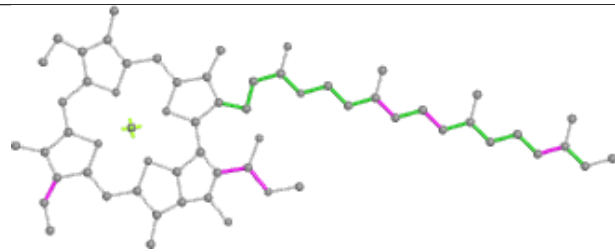
Ligand CLA A 835



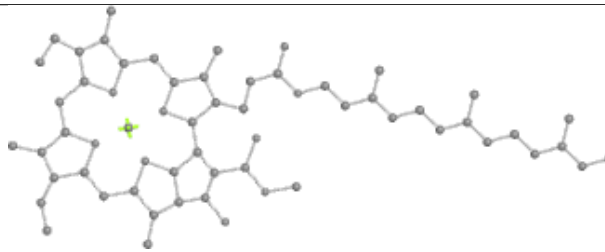
Bond lengths



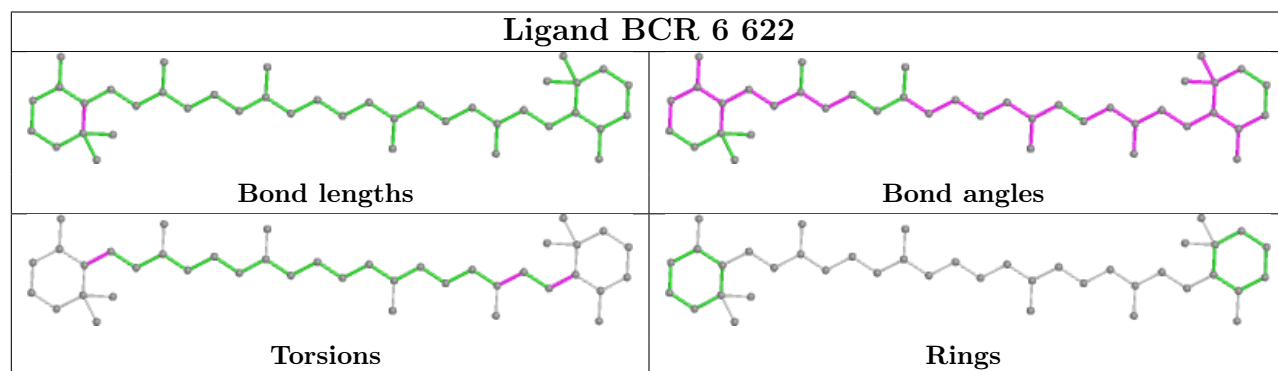
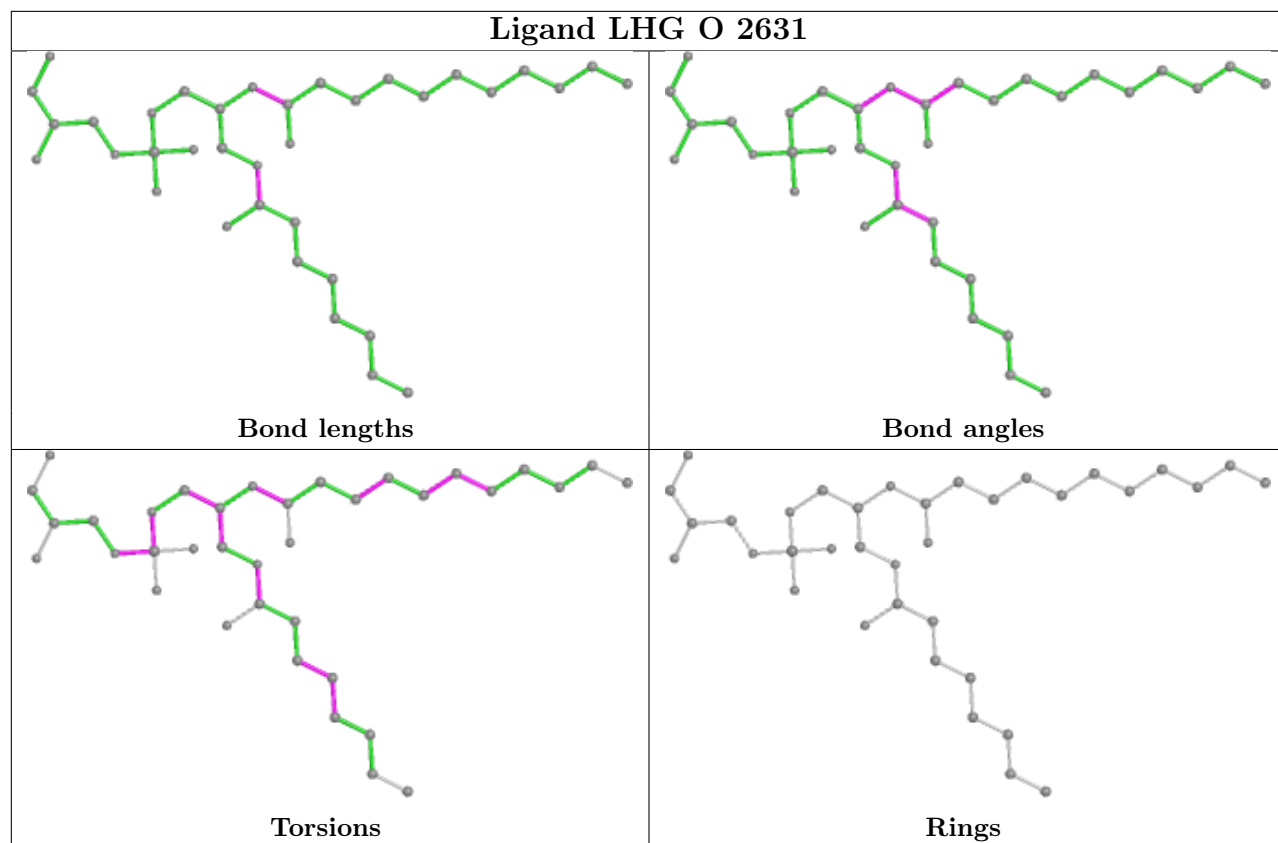
Bond angles



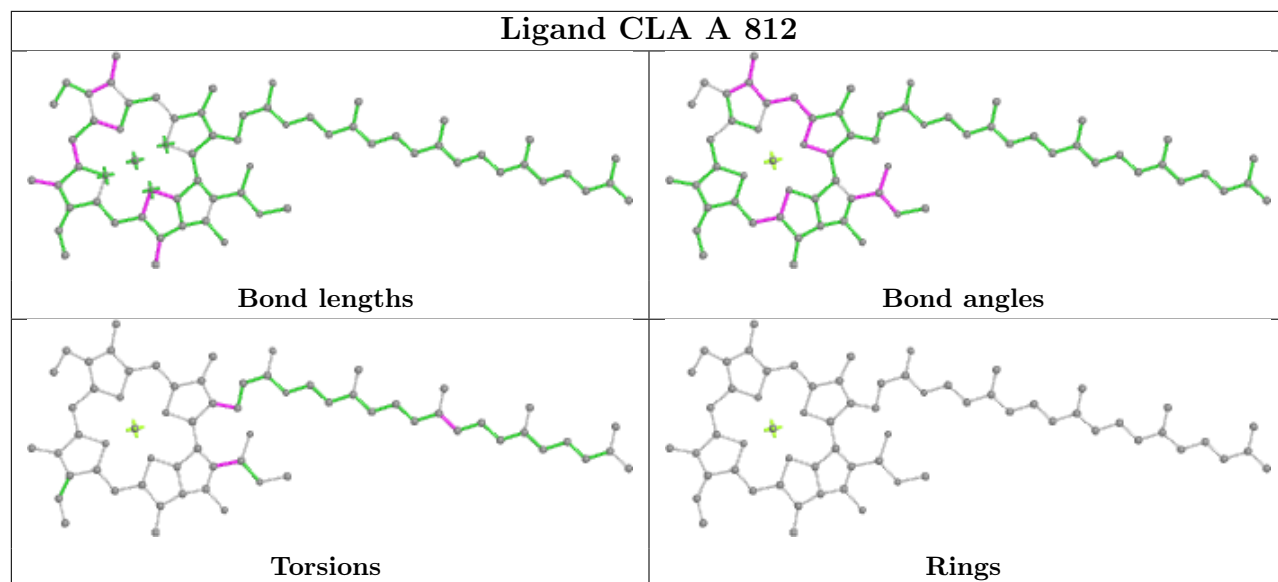
Torsions



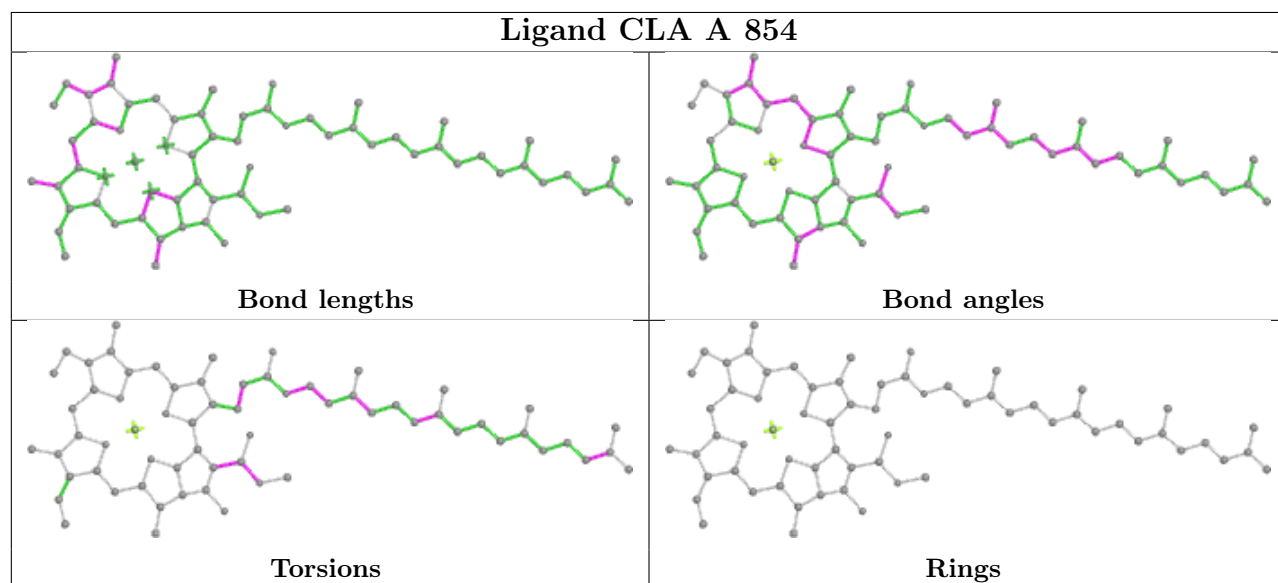
Rings



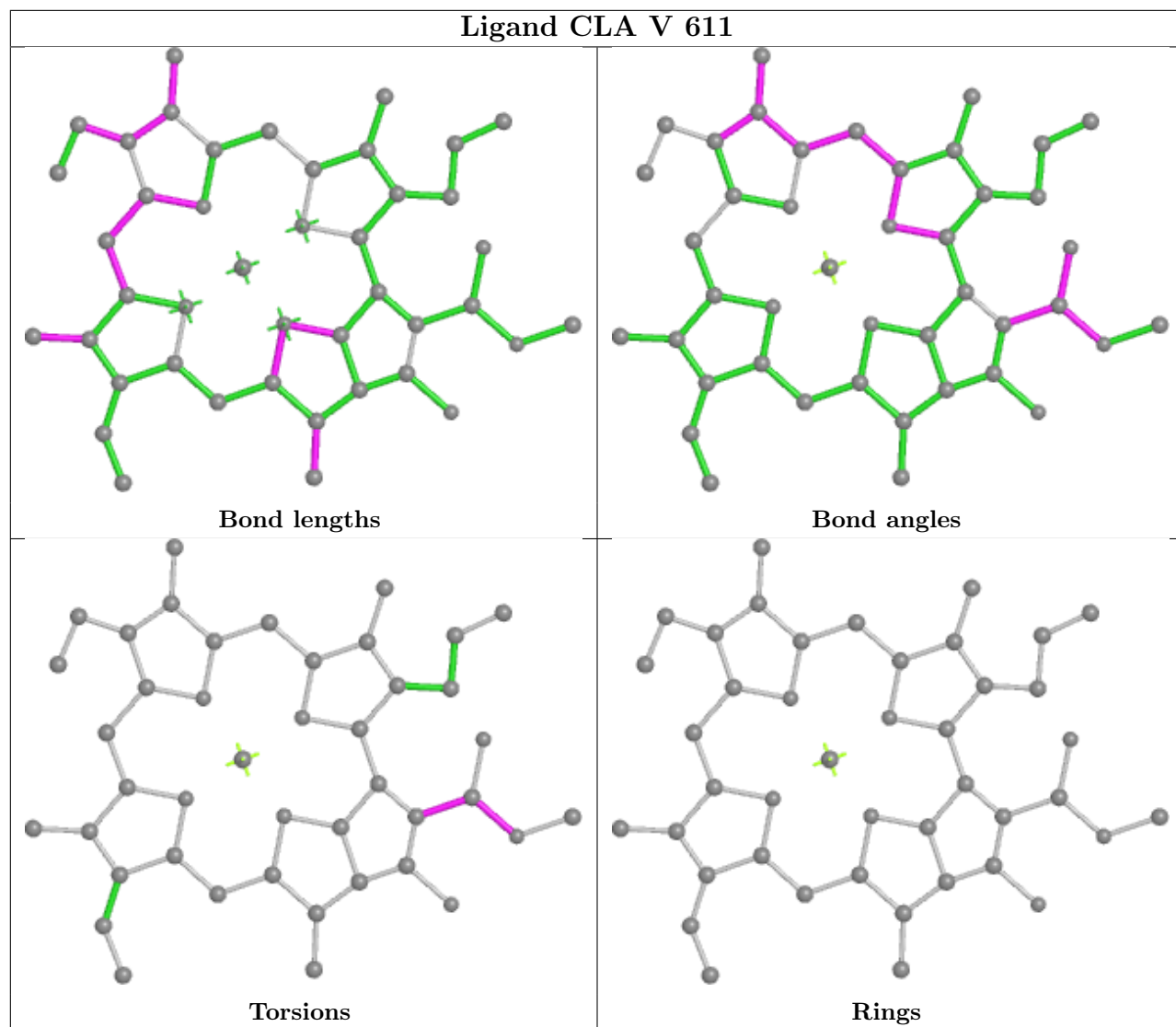
Ligand CLA A 812

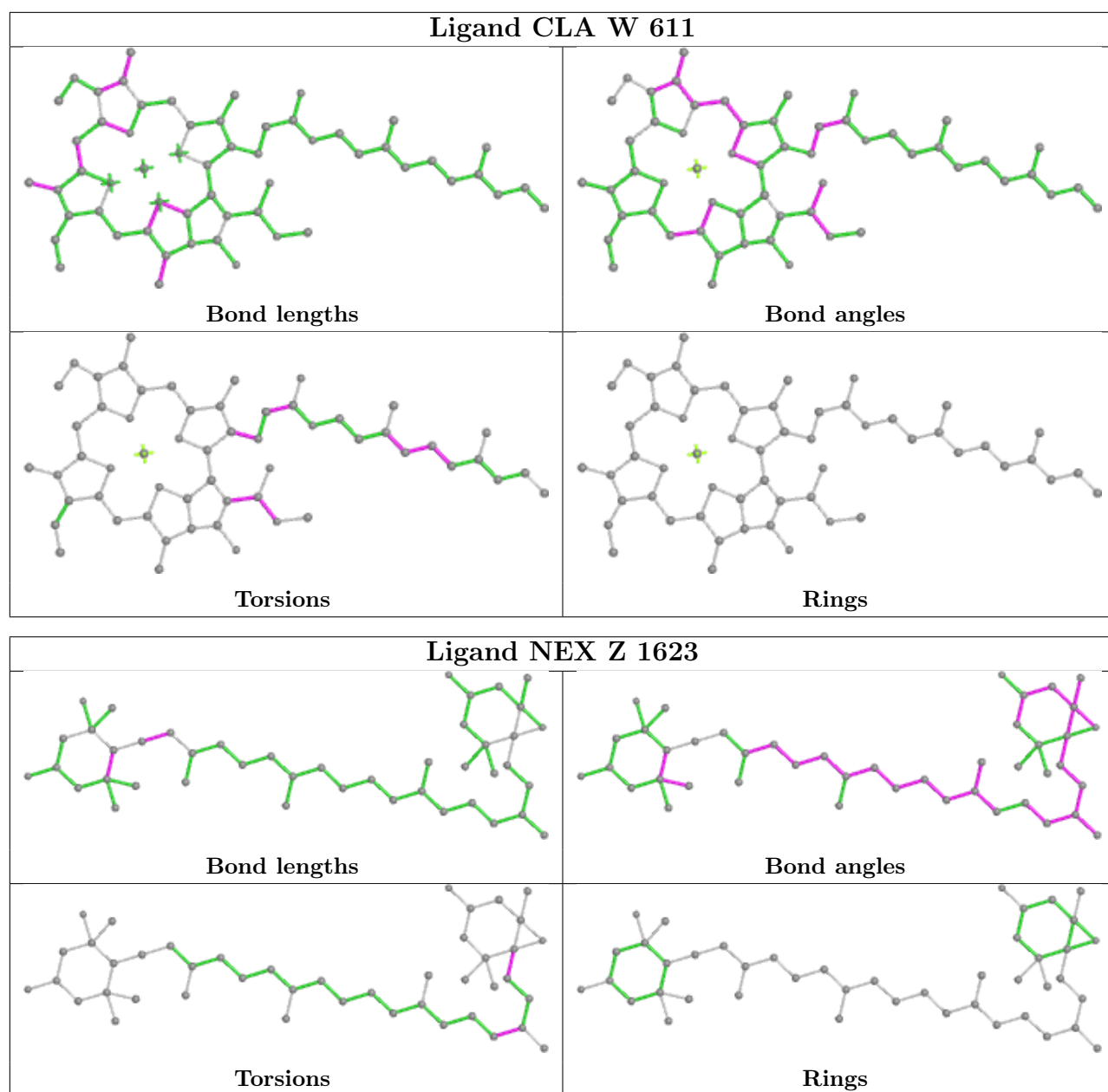


Ligand CLA A 854

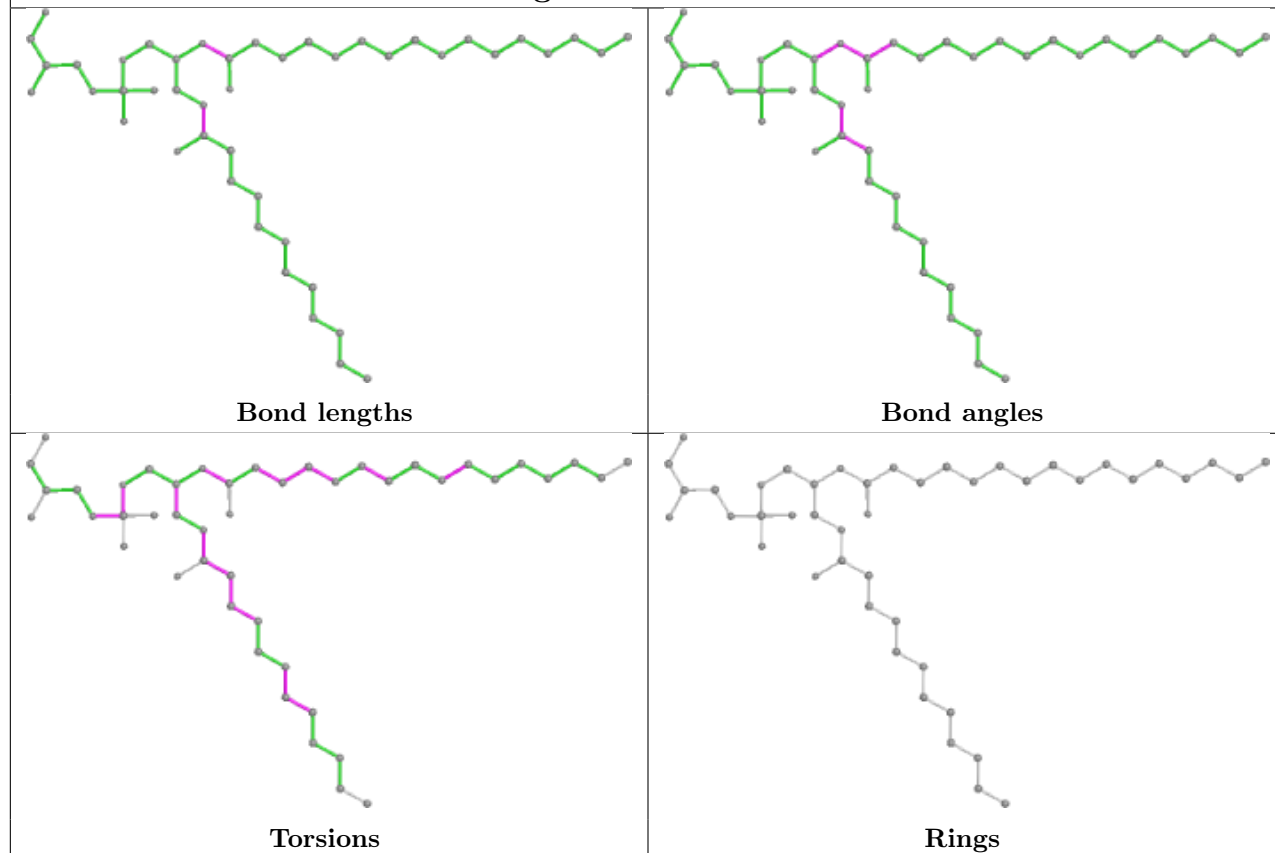


Ligand CLA V 611

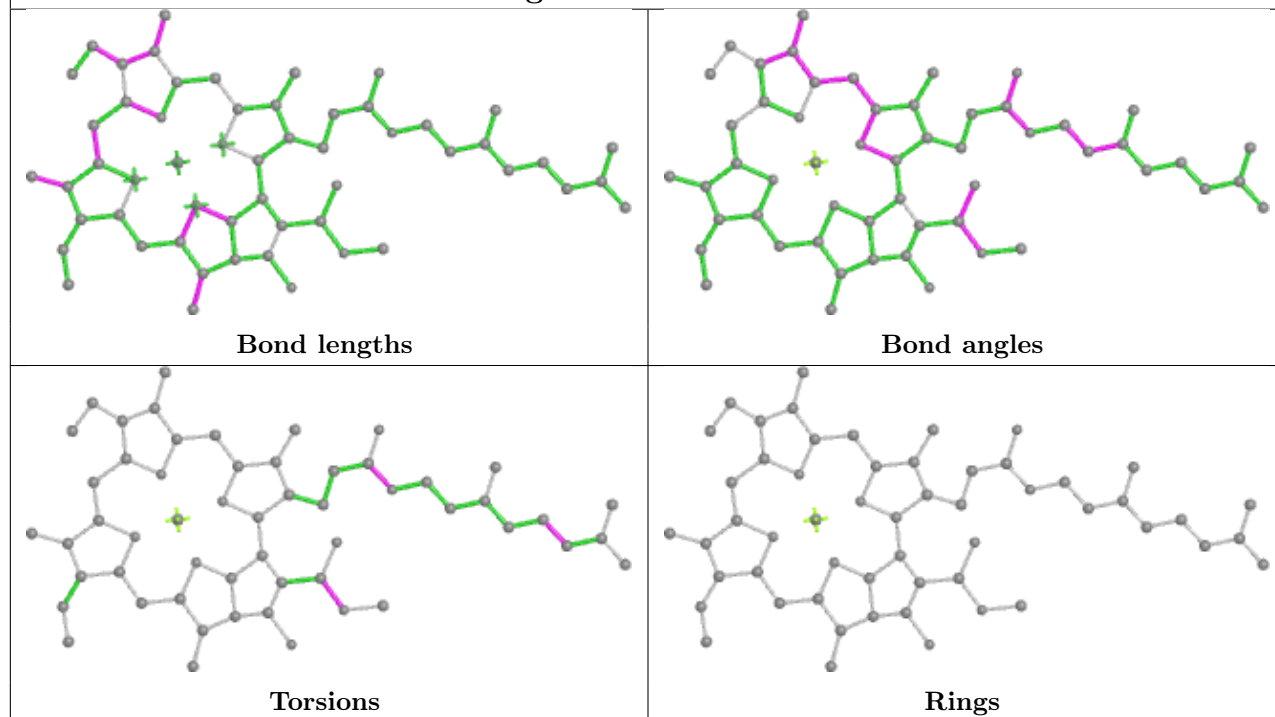


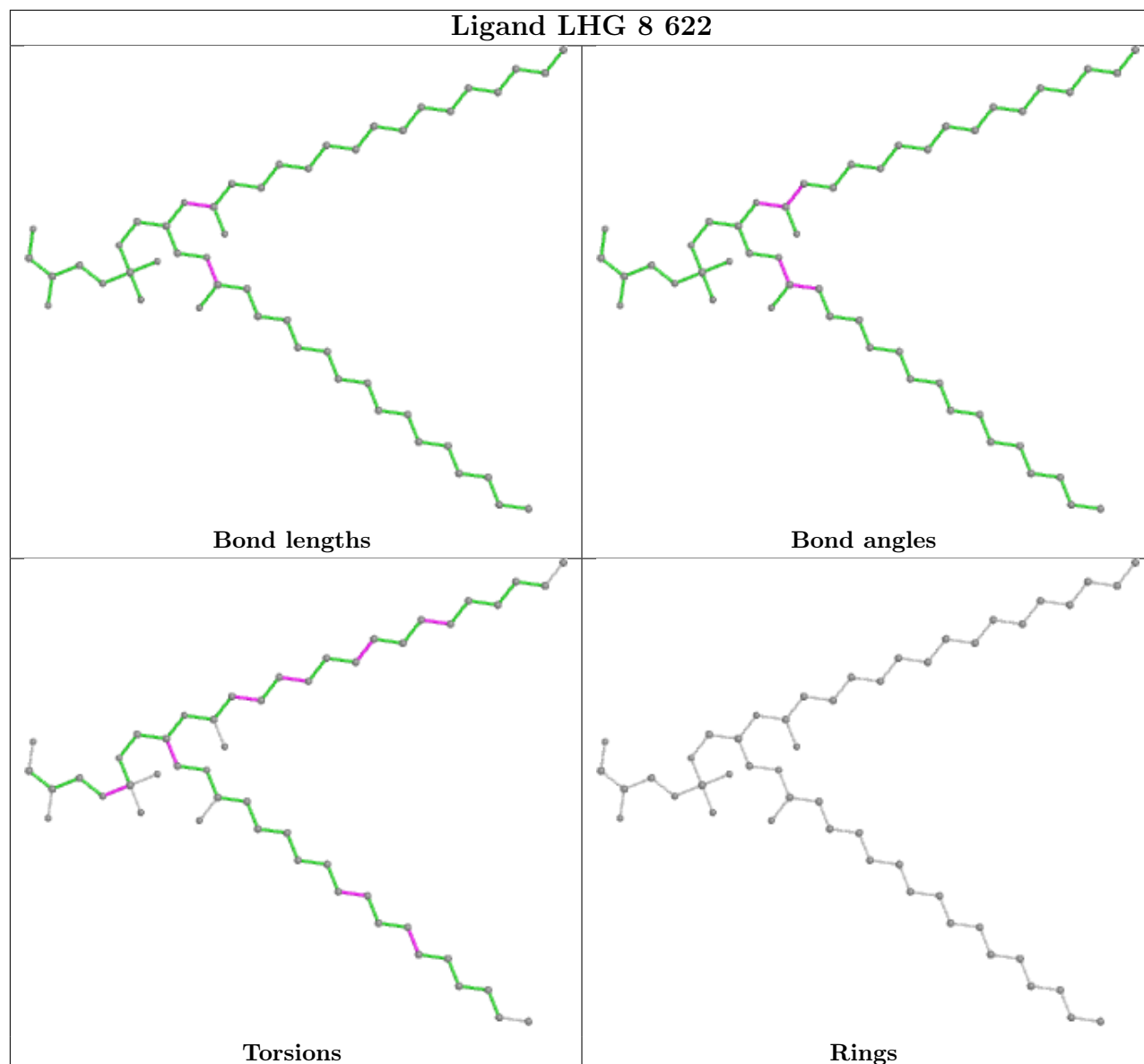
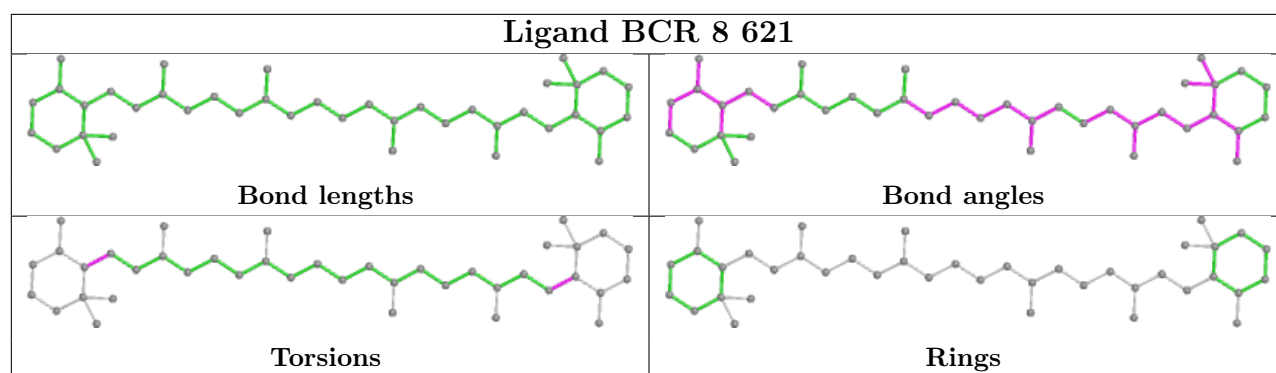


Ligand LHG 3 623

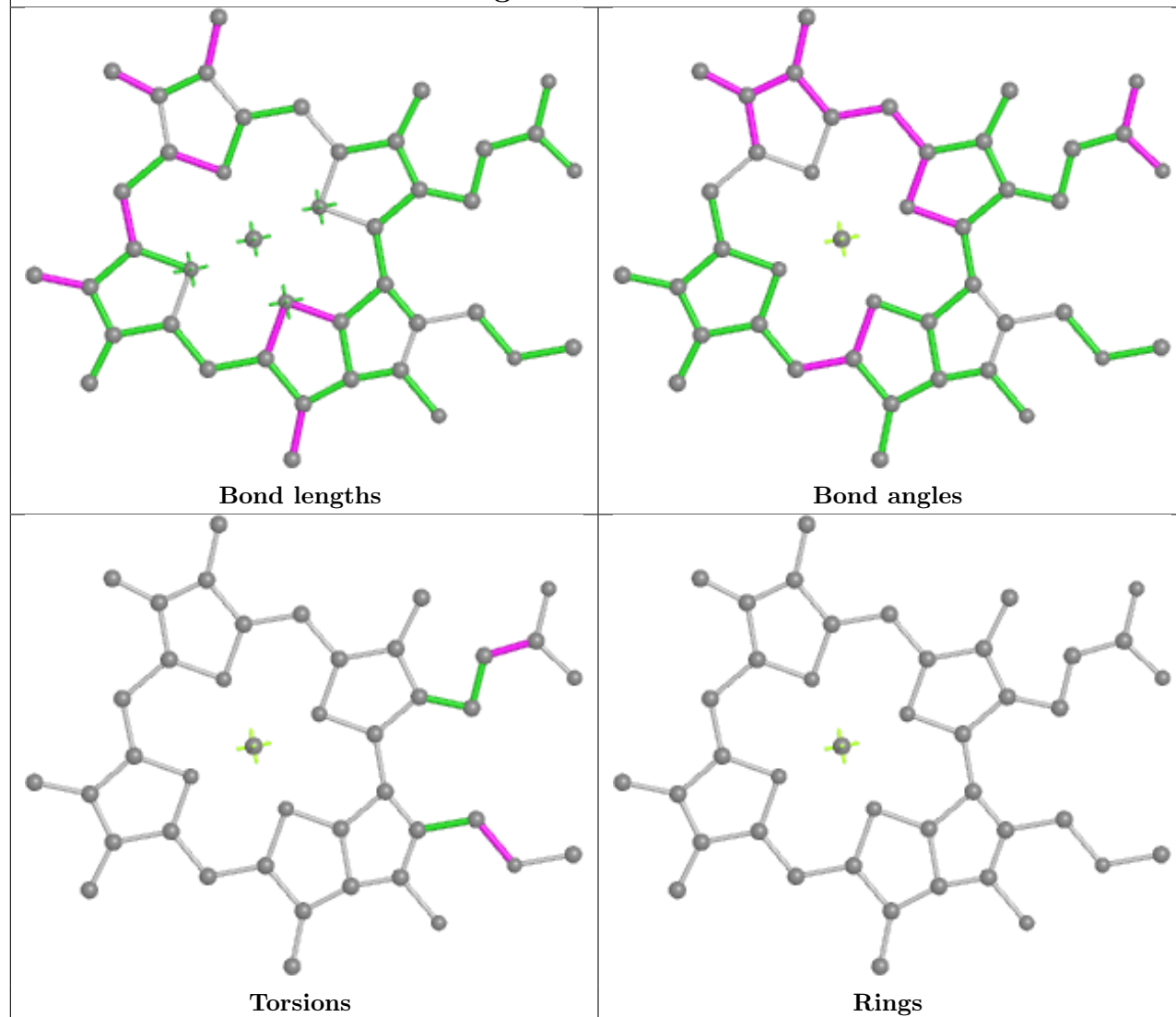


Ligand CLA W 610

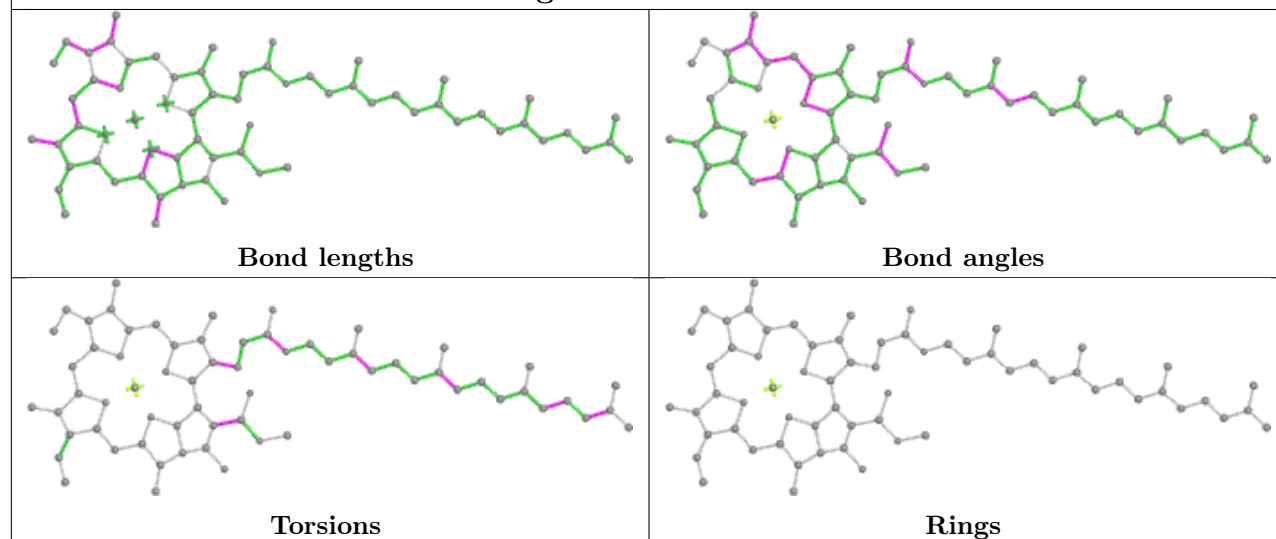


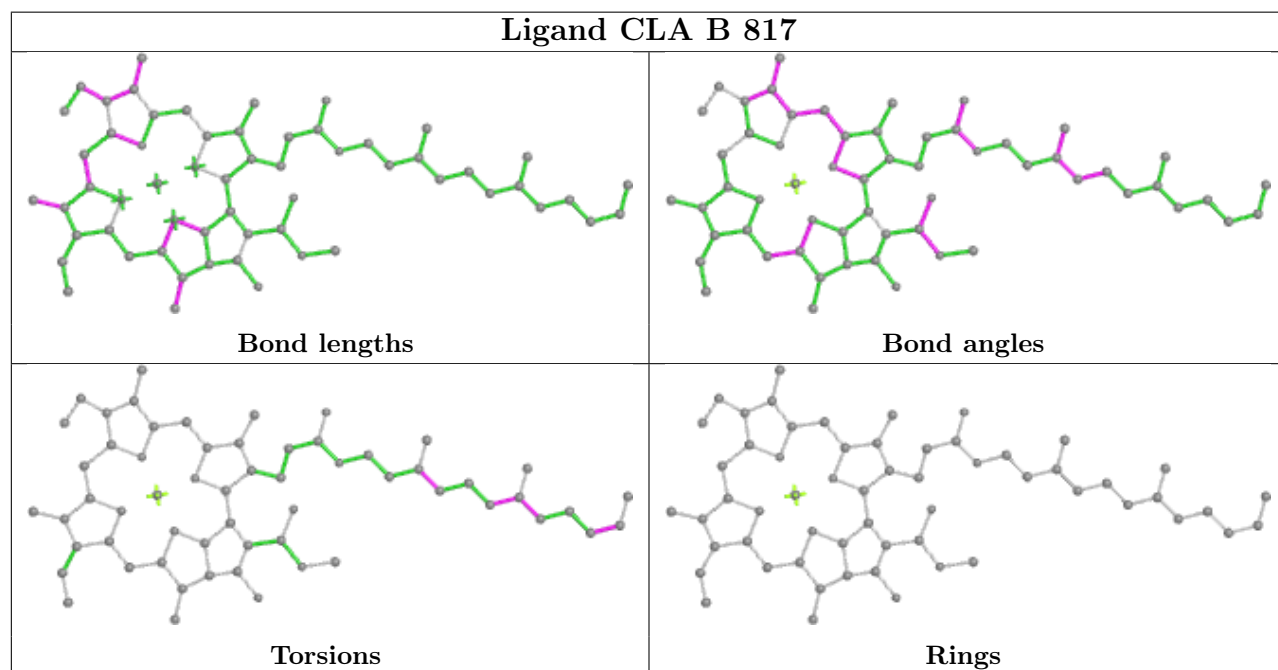
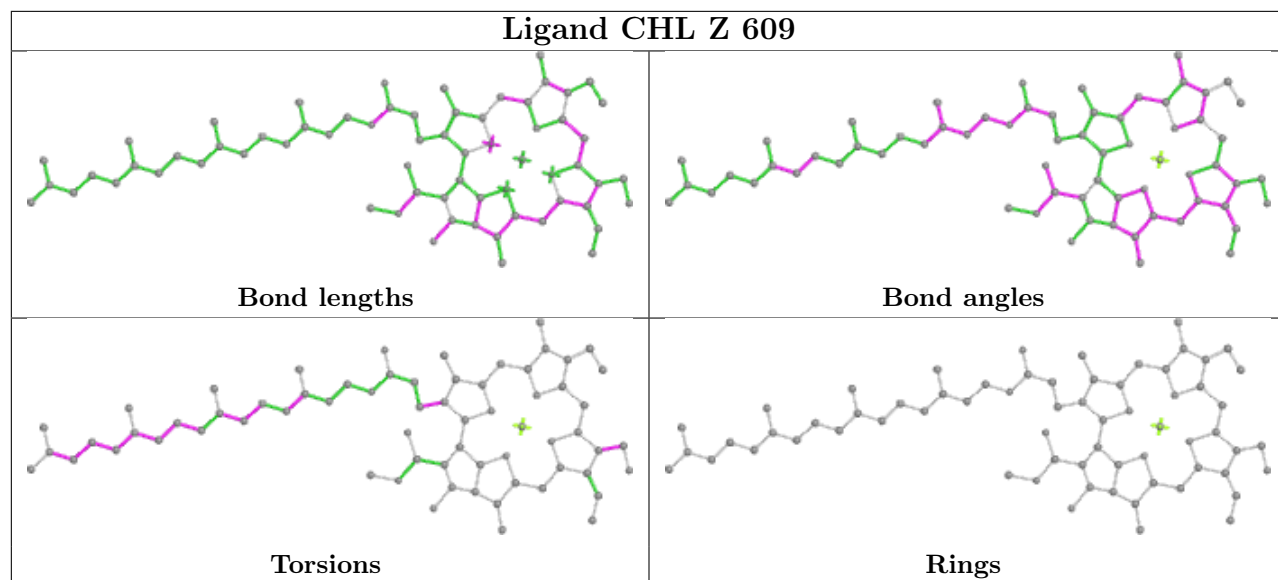


Ligand CLA 5 616

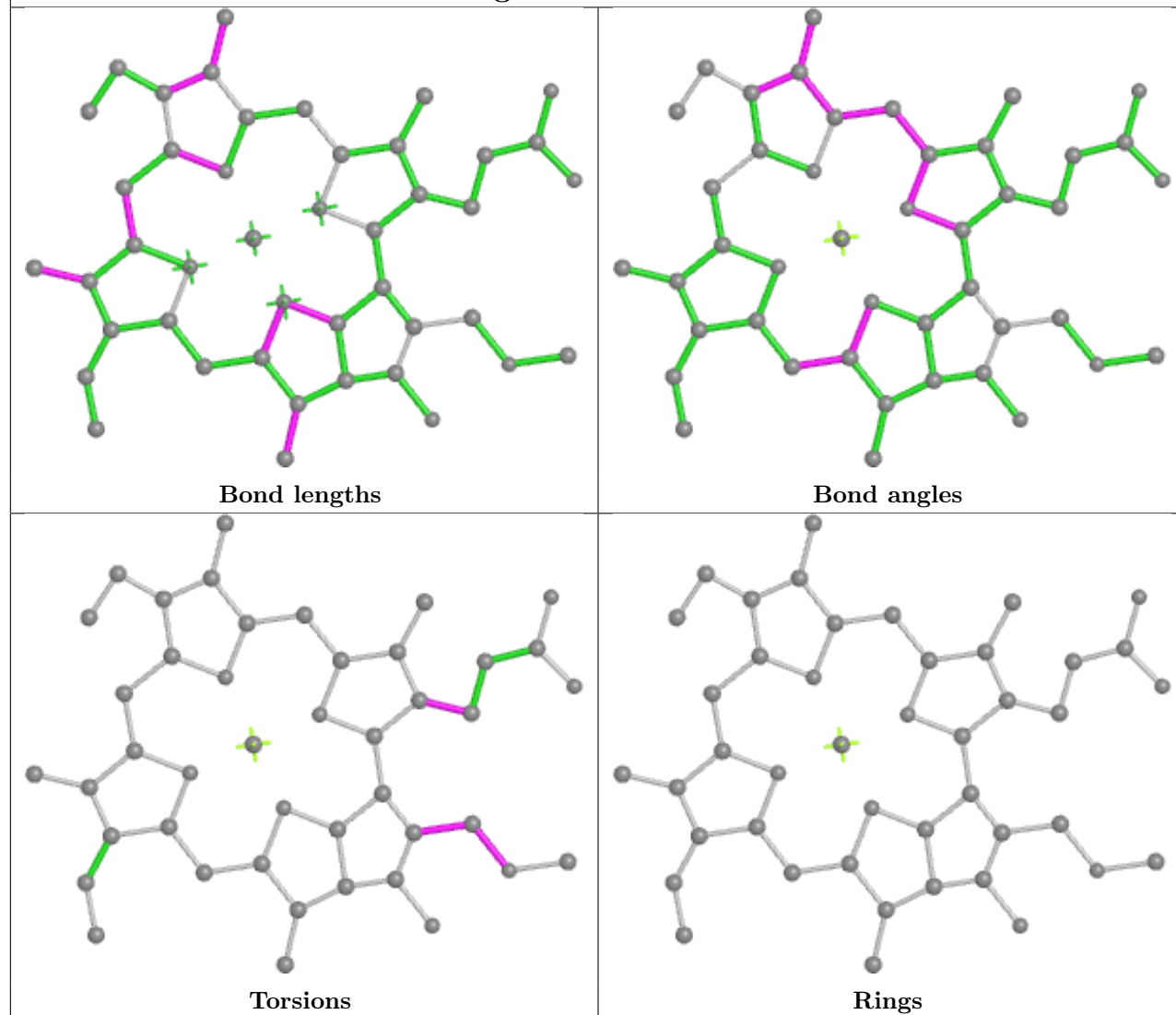


Ligand CLA 6 601

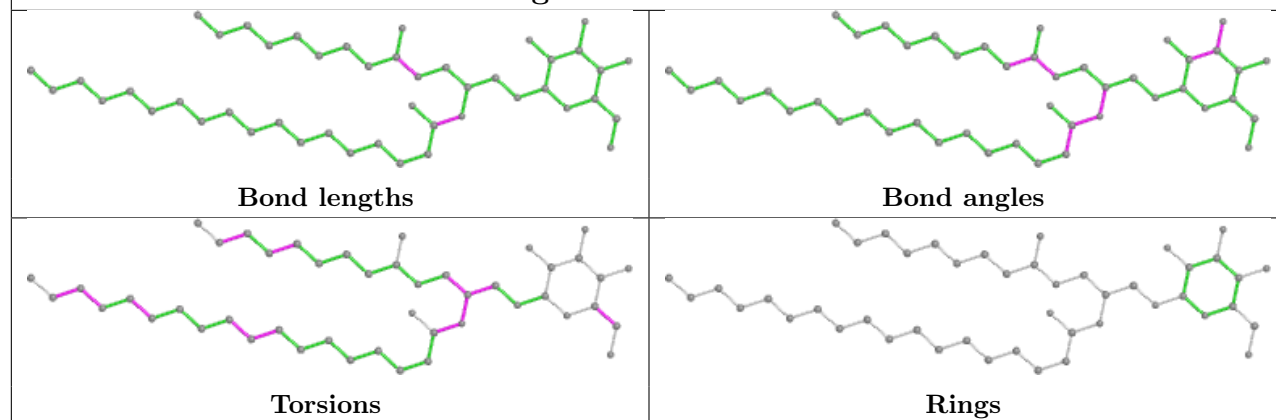




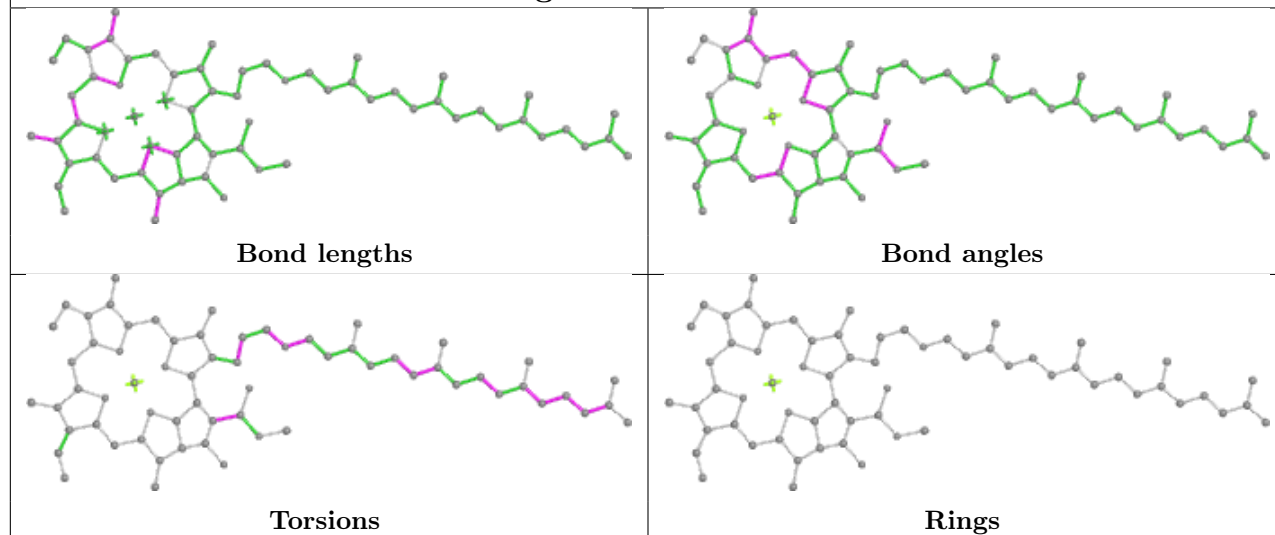
Ligand CLA a 606



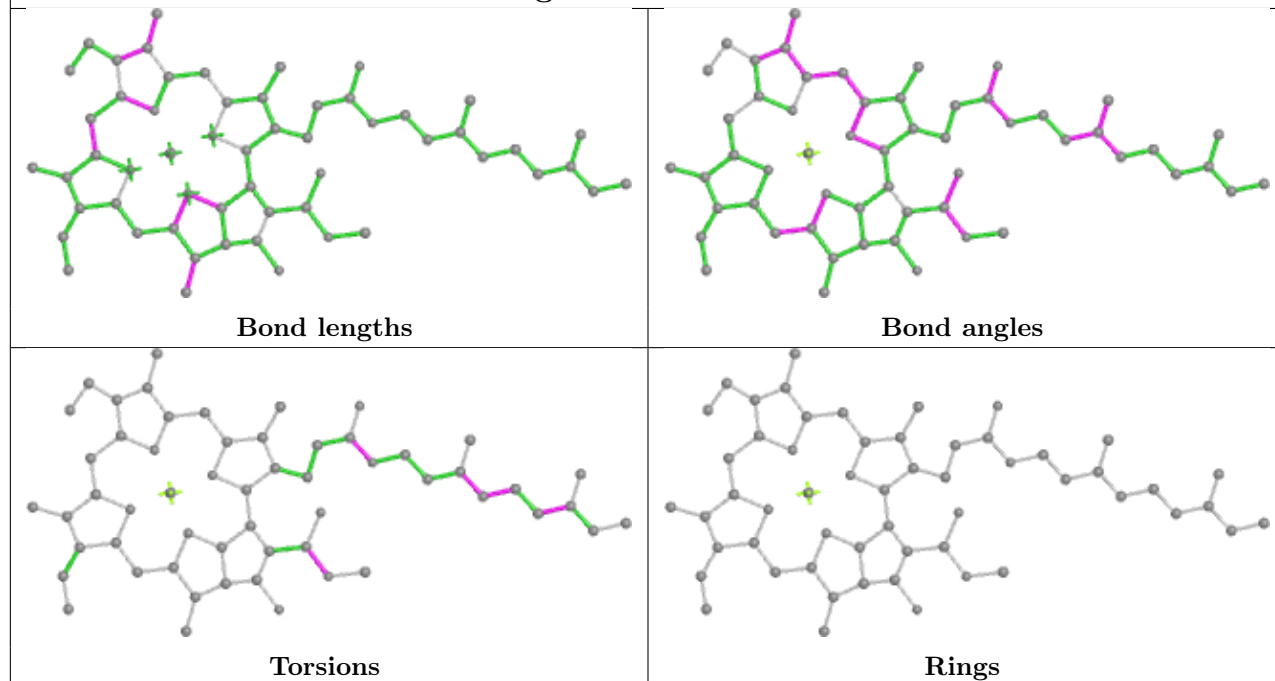
Ligand LMG 8 626



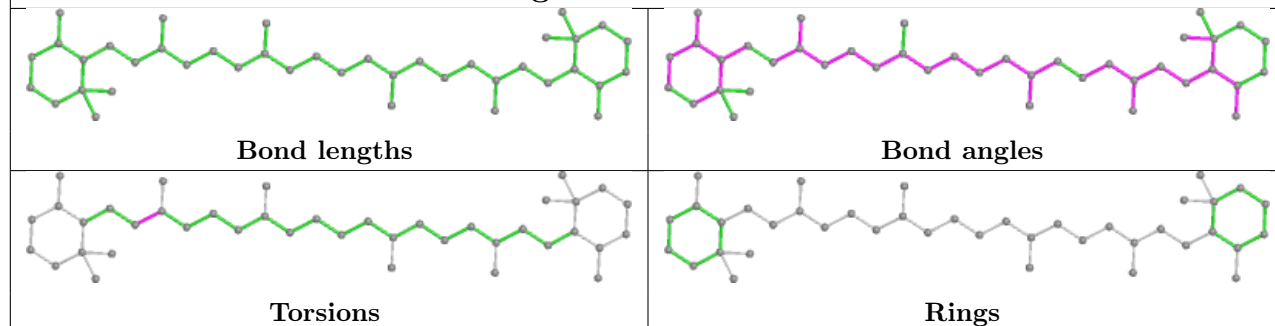
Ligand CLA 5 613



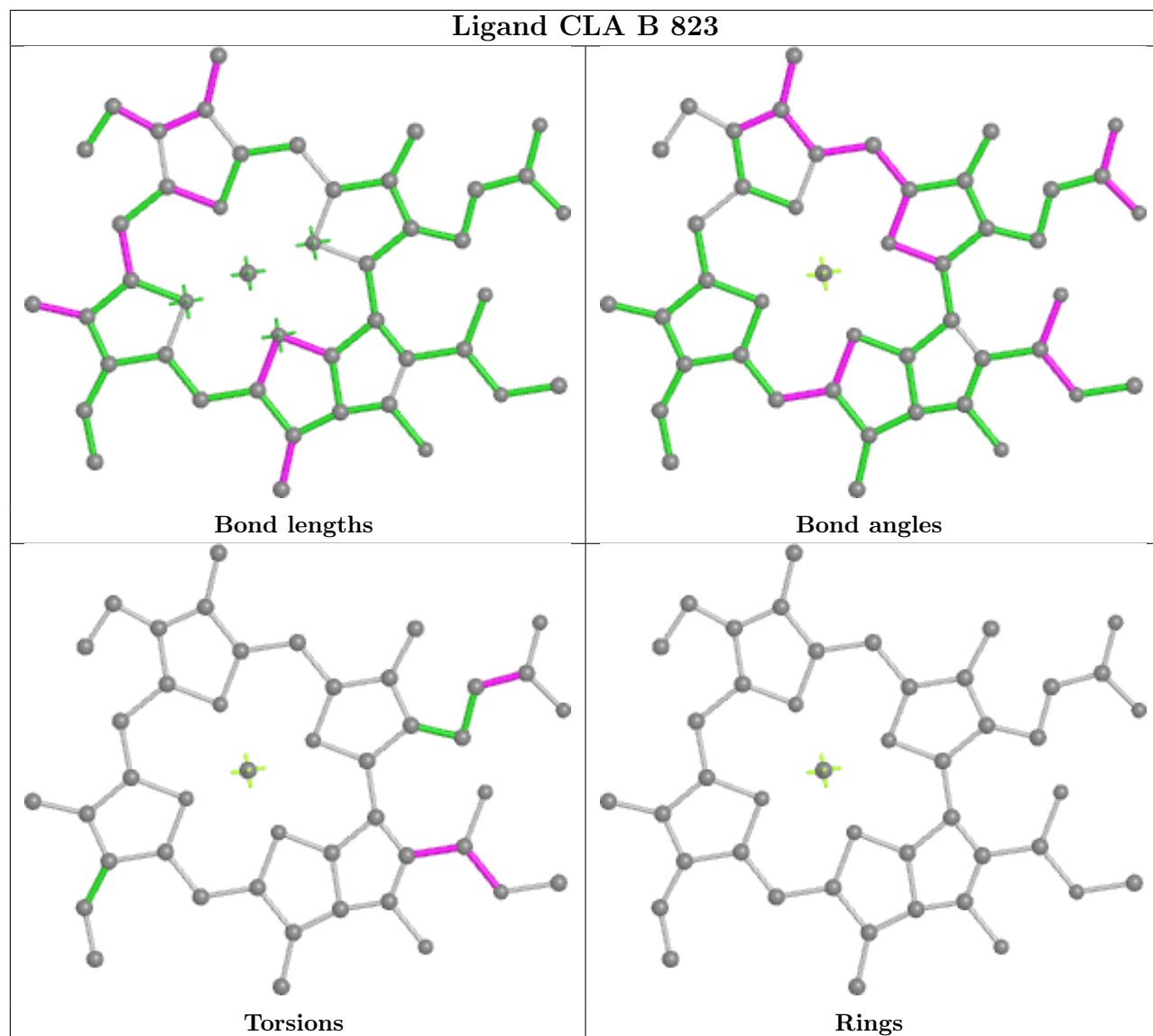
Ligand CLA 4 614

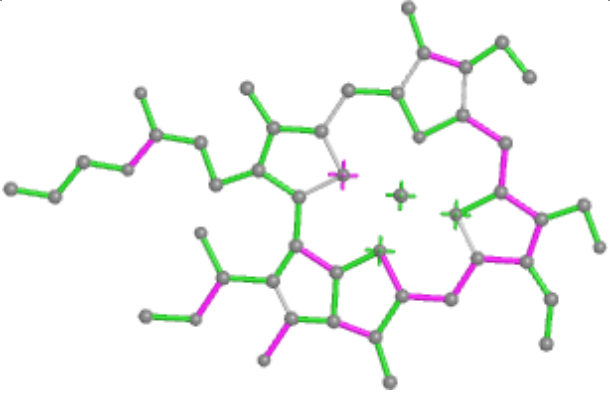
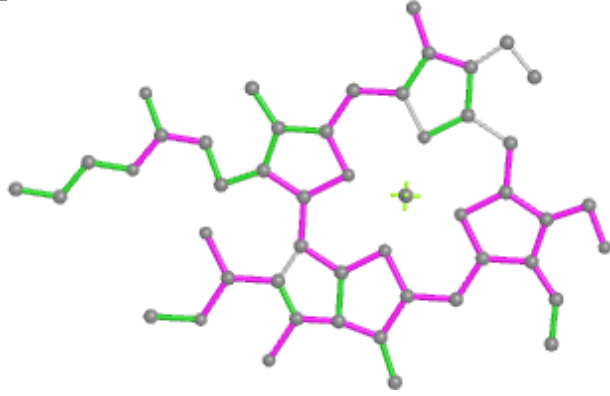
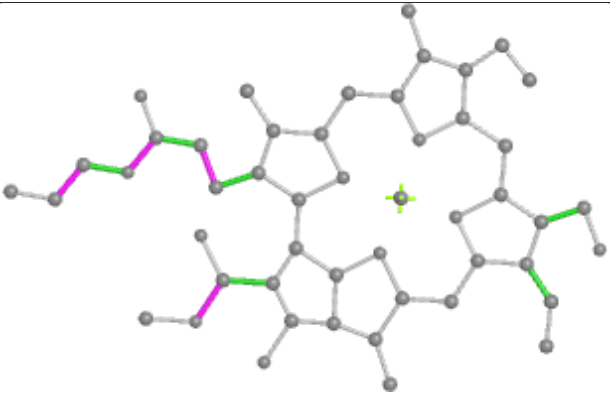
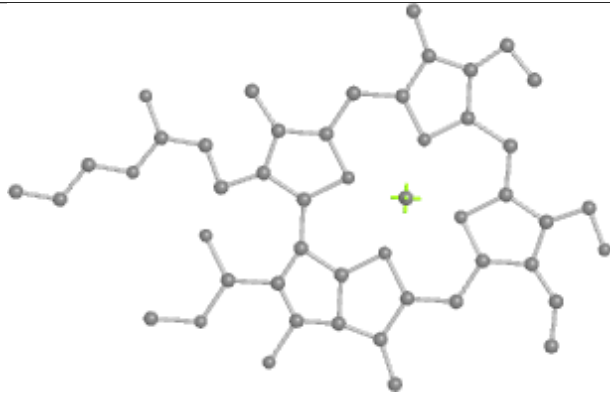
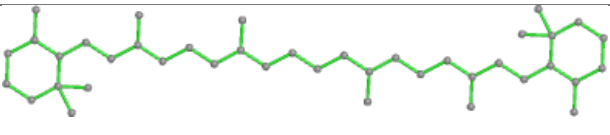
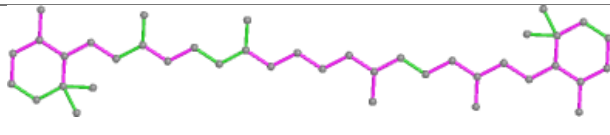
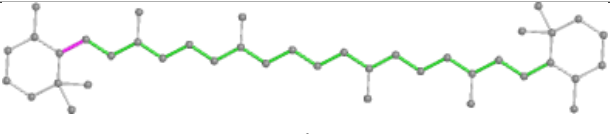
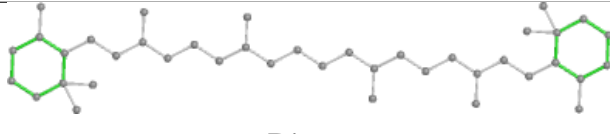


Ligand BCR L 305

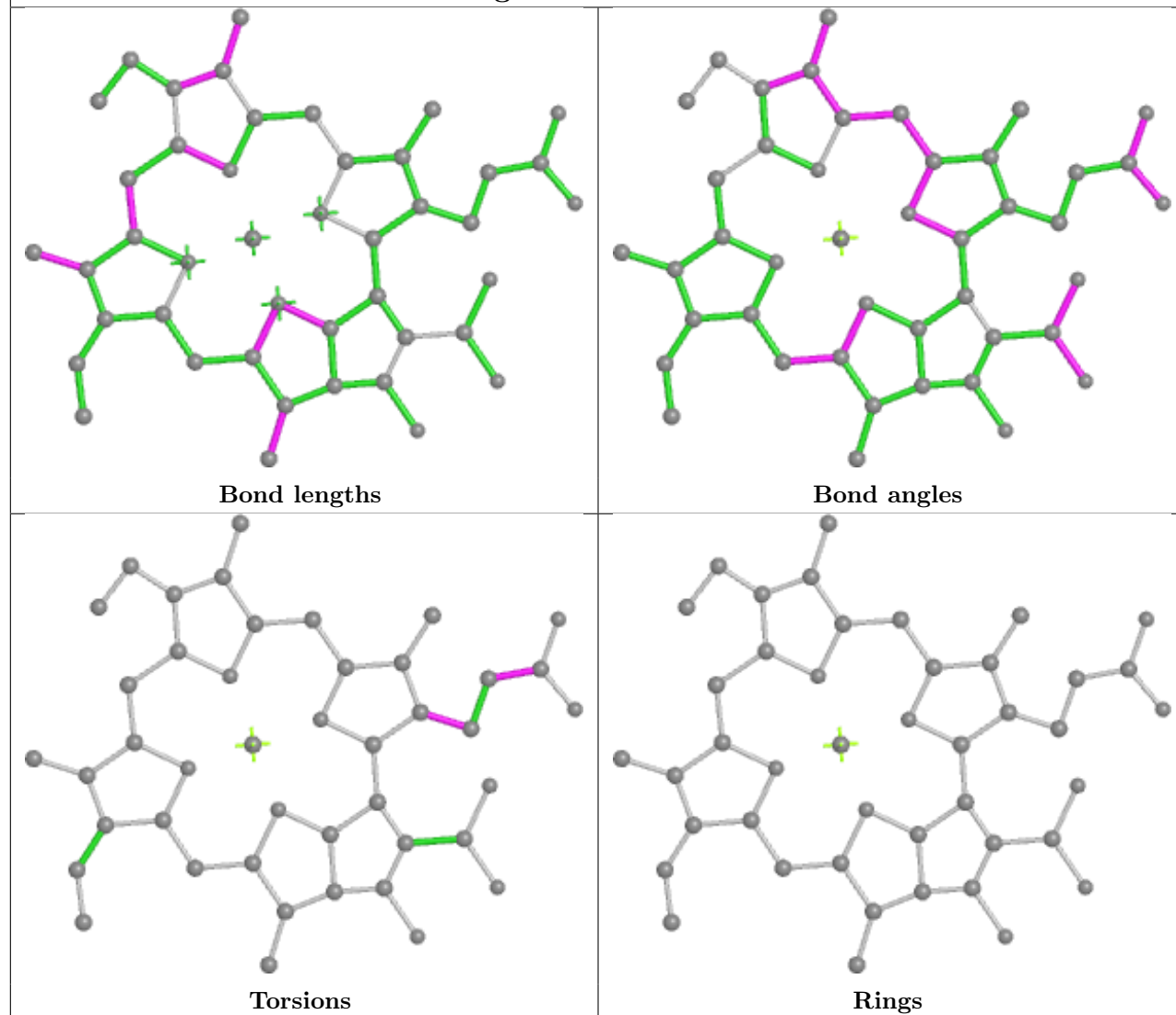


Ligand CLA B 823

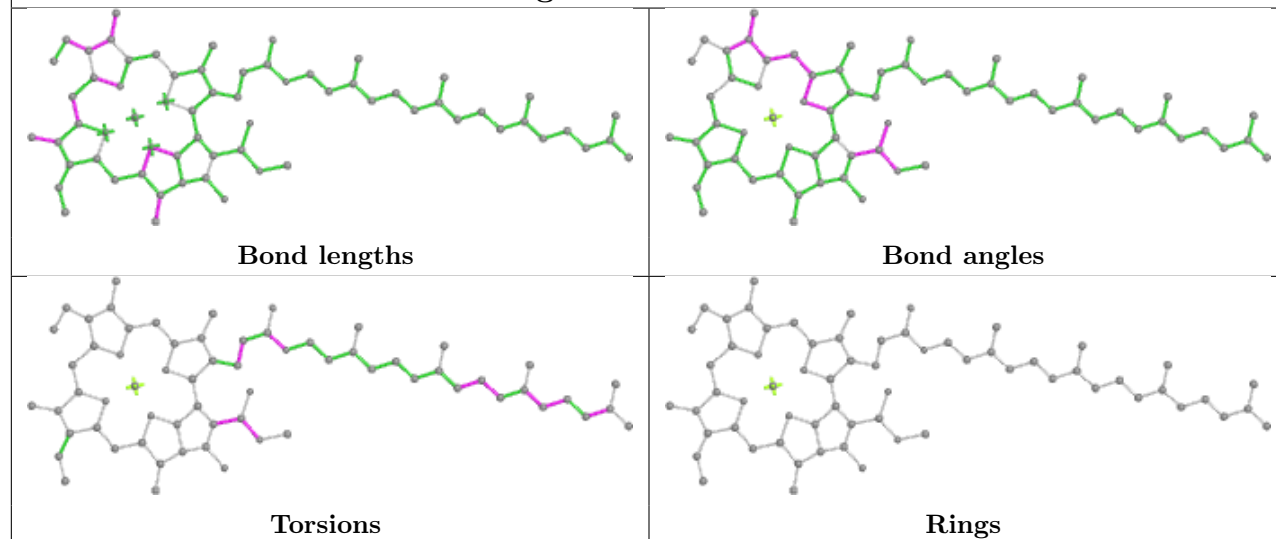


Ligand CHL Y 608	
 <p>Bond lengths</p>	 <p>Bond angles</p>
 <p>Torsions</p>	 <p>Rings</p>
Ligand BCR A 856	
 <p>Bond lengths</p>	 <p>Bond angles</p>
 <p>Torsions</p>	 <p>Rings</p>

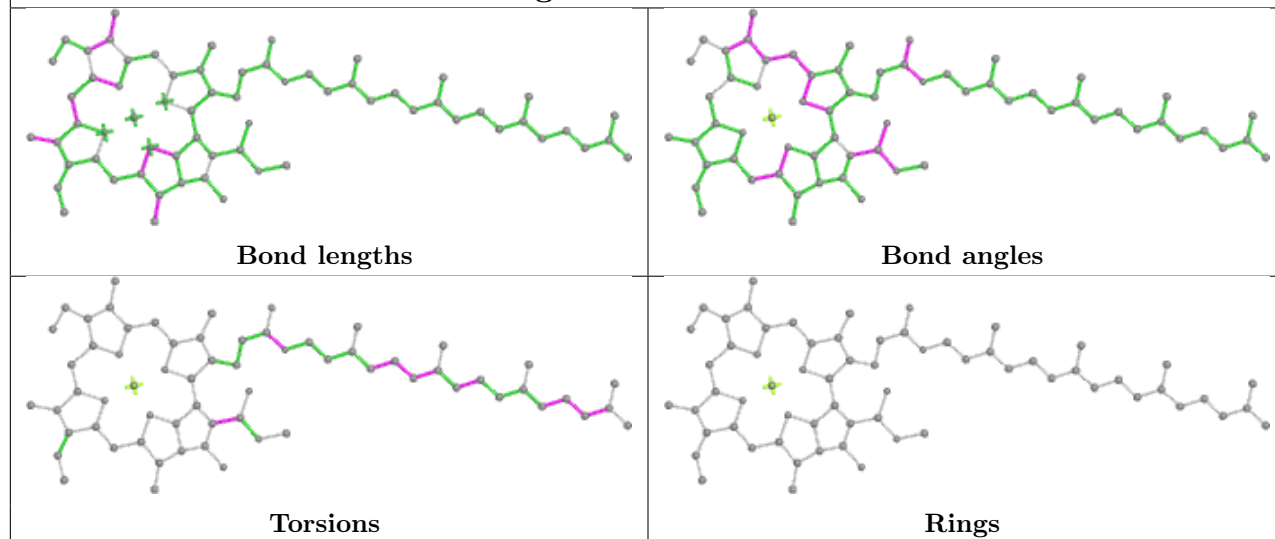
Ligand CLA 1 608



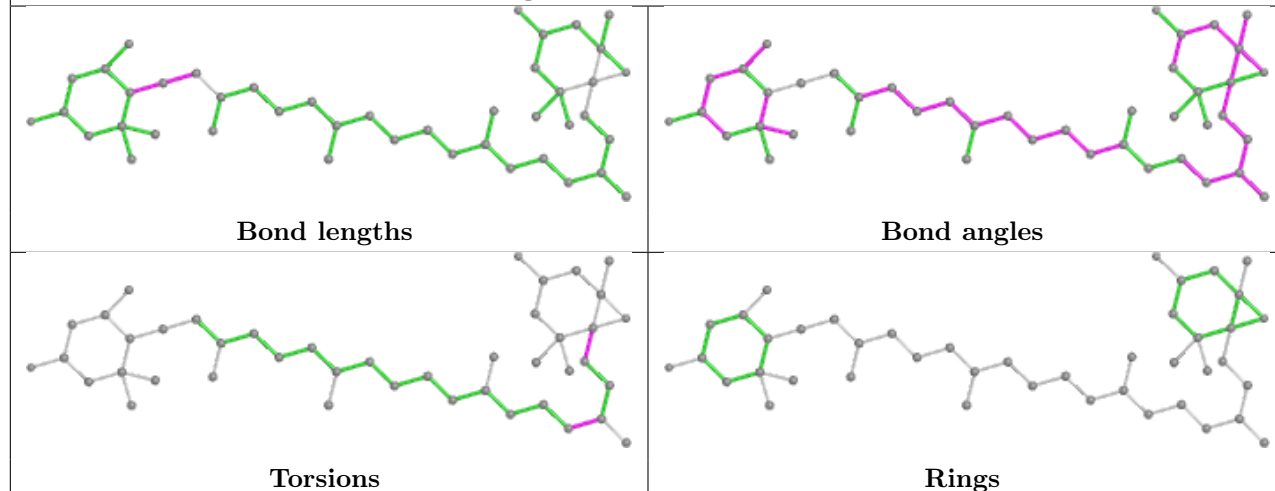
Ligand CLA 5 602



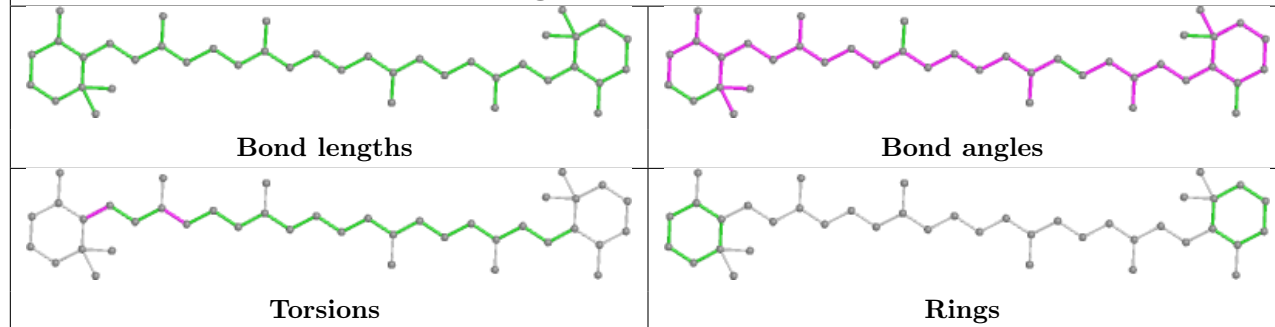
Ligand CLA 6 604

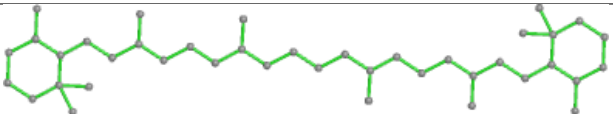
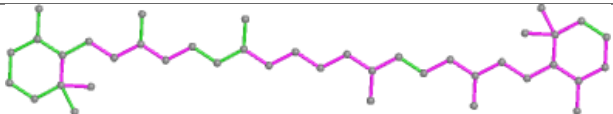
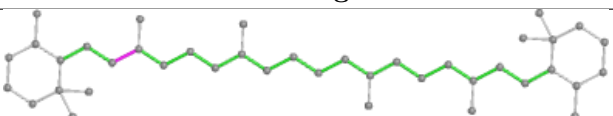



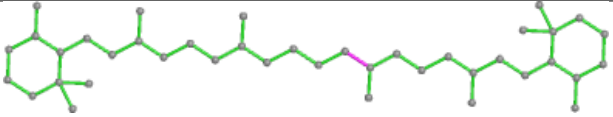
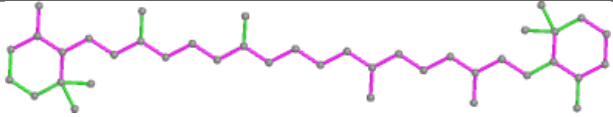
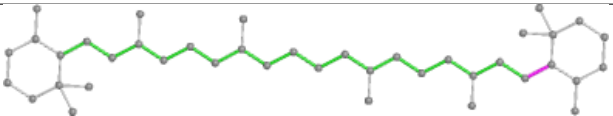
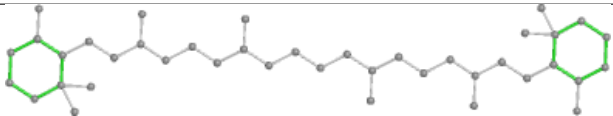
Ligand NEX Y 1623

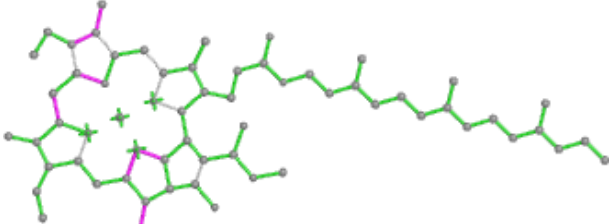
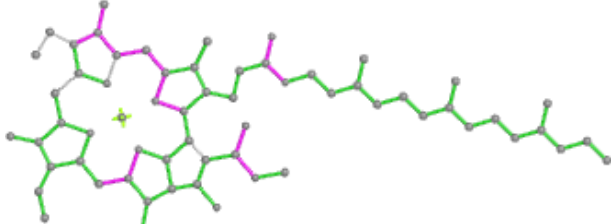
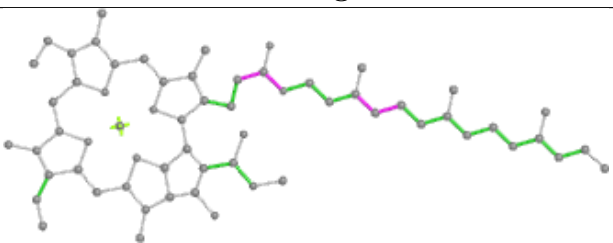
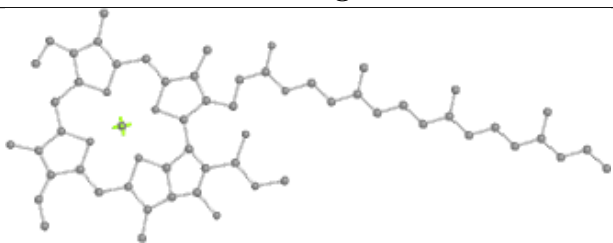


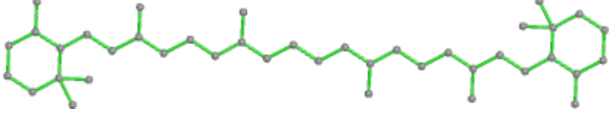
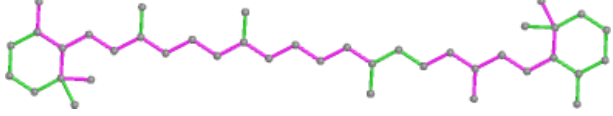
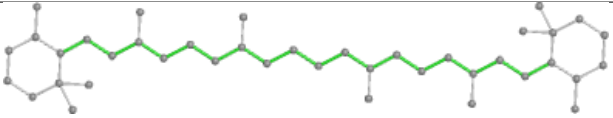

Ligand BCR L 301



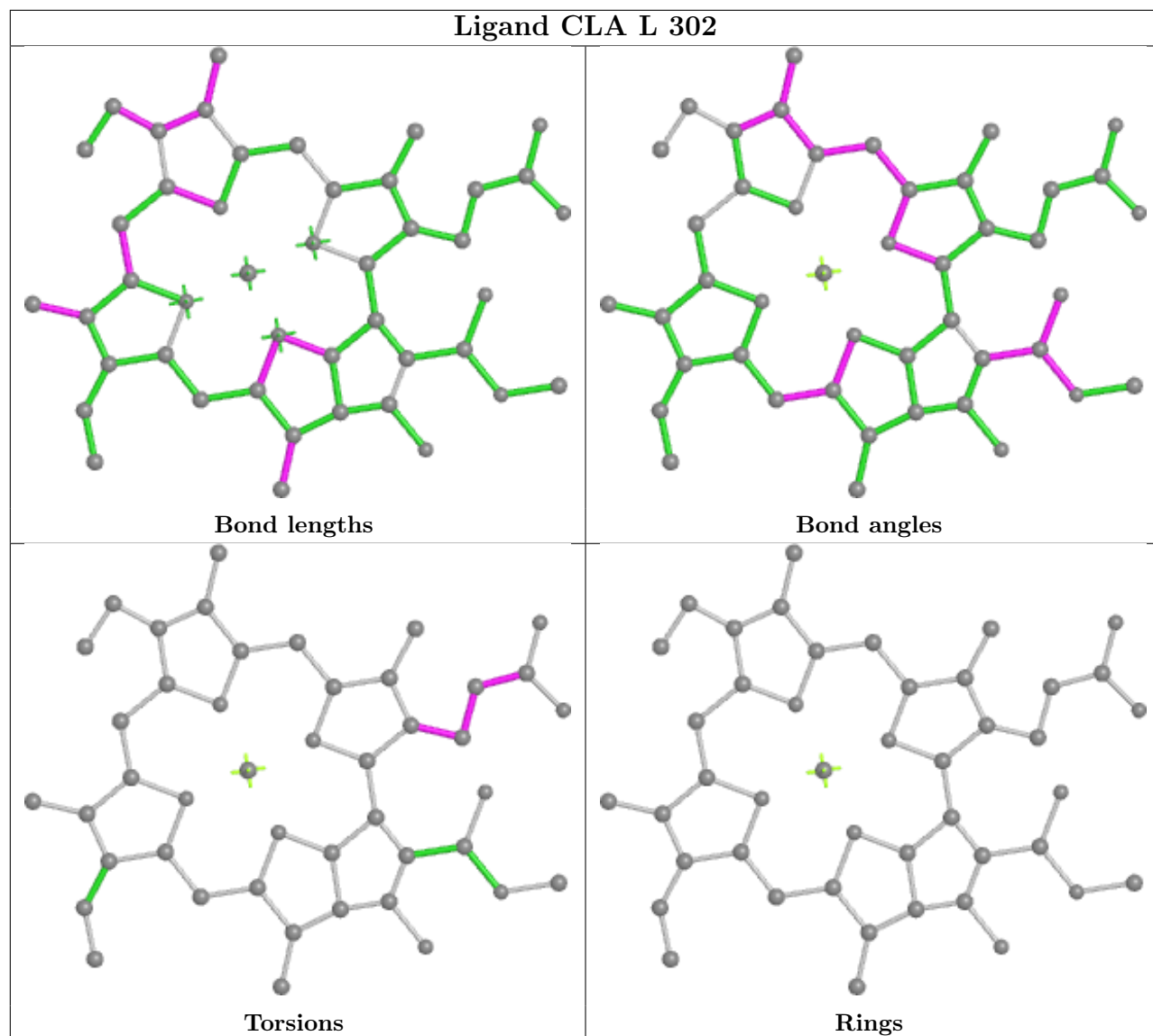
Ligand BCR K 207	
	
Bond lengths	Bond angles
	
Torsions	Rings

Ligand BCR B 844	
	
Bond lengths	Bond angles
	
Torsions	Rings

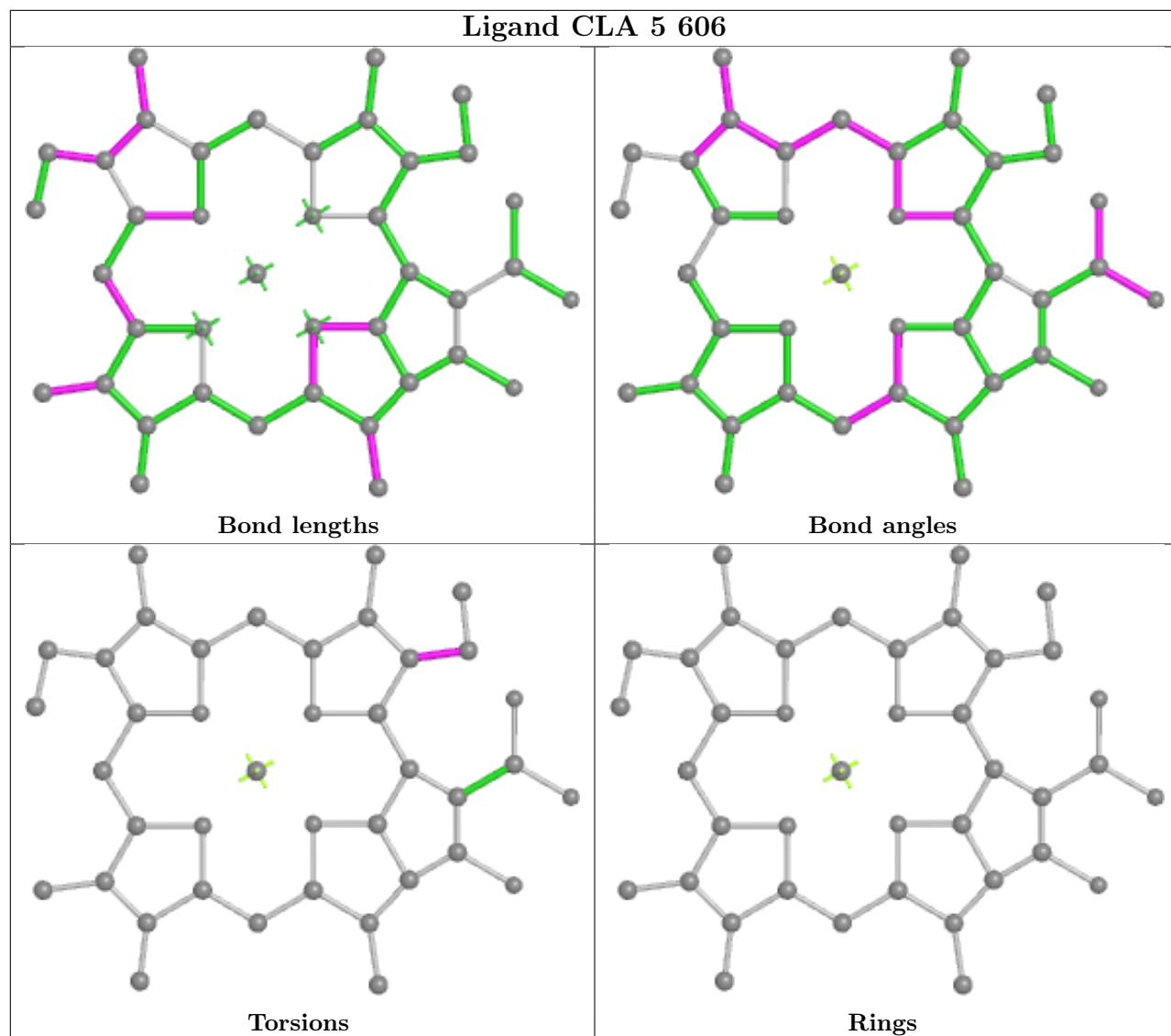
Ligand CLA X 603	
	
Bond lengths	Bond angles
	
Torsions	Rings

Ligand BCR 3 621	
	
Bond lengths	Bond angles
	
Torsions	Rings

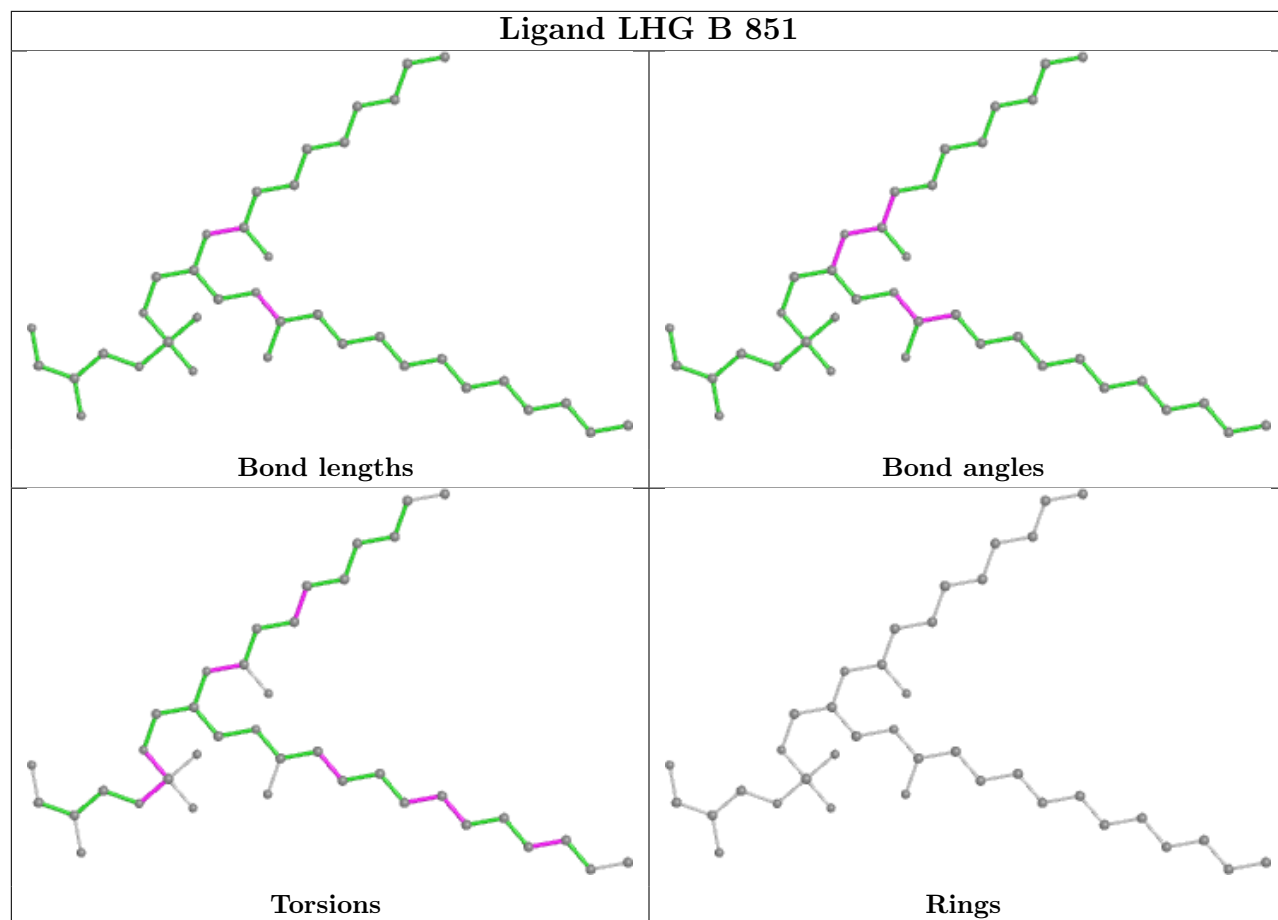
Ligand CLA L 302



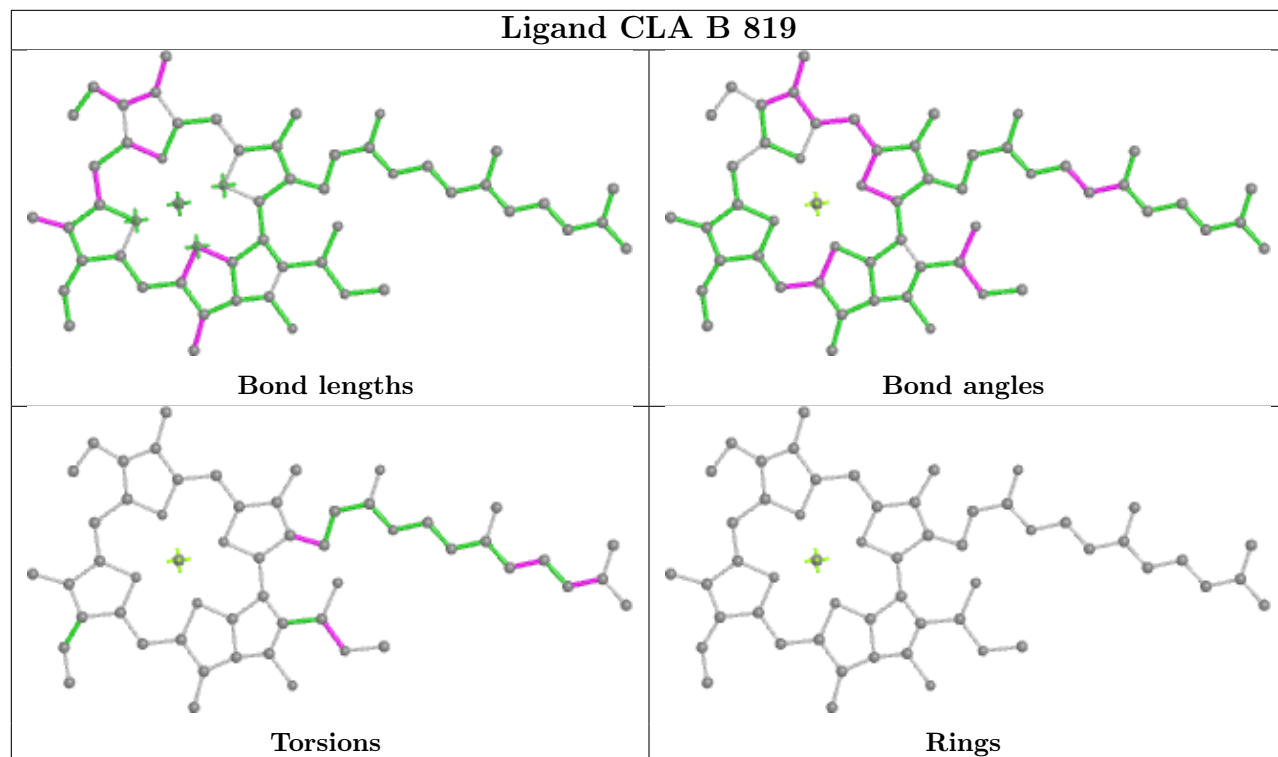
Ligand CLA 5 606

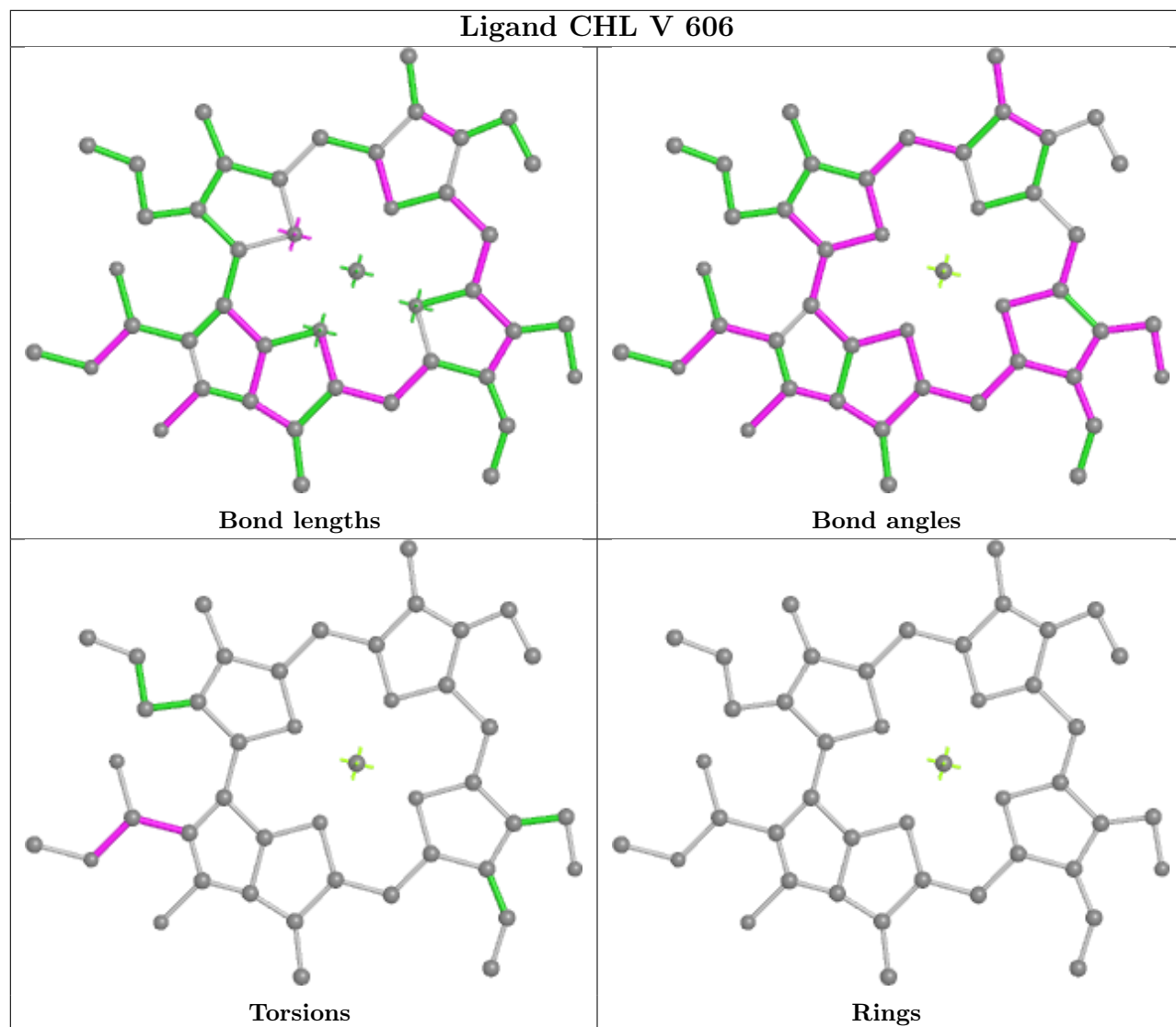


Ligand LHG B 851

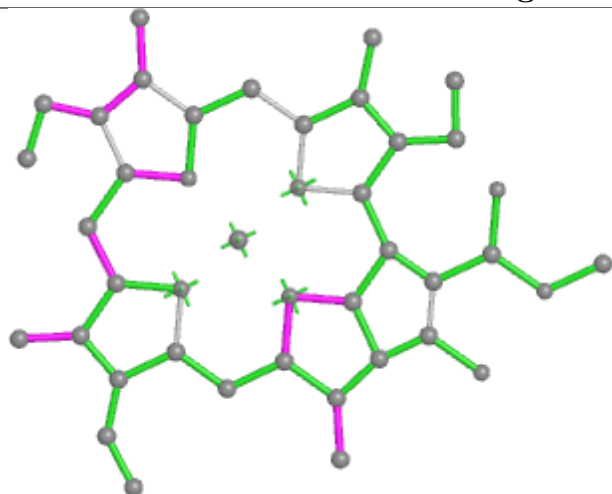


Ligand CLA B 819

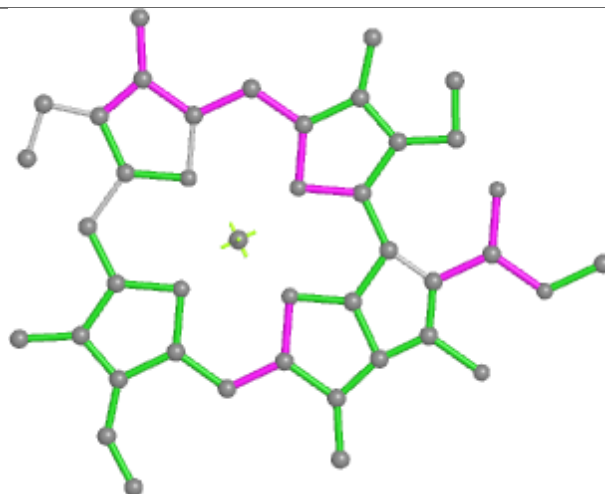




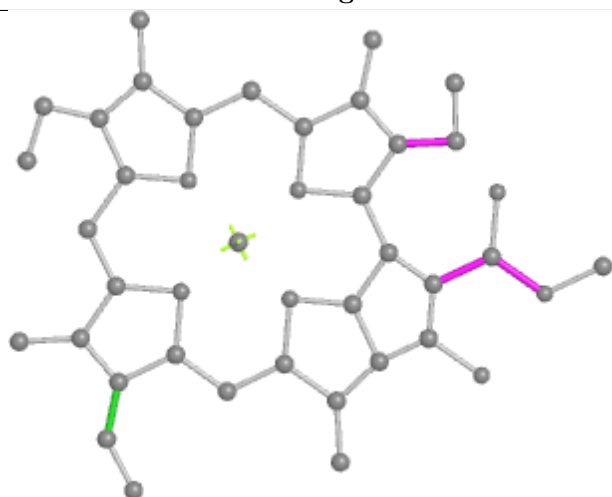
Ligand CLA J 101



Bond lengths



Bond angles

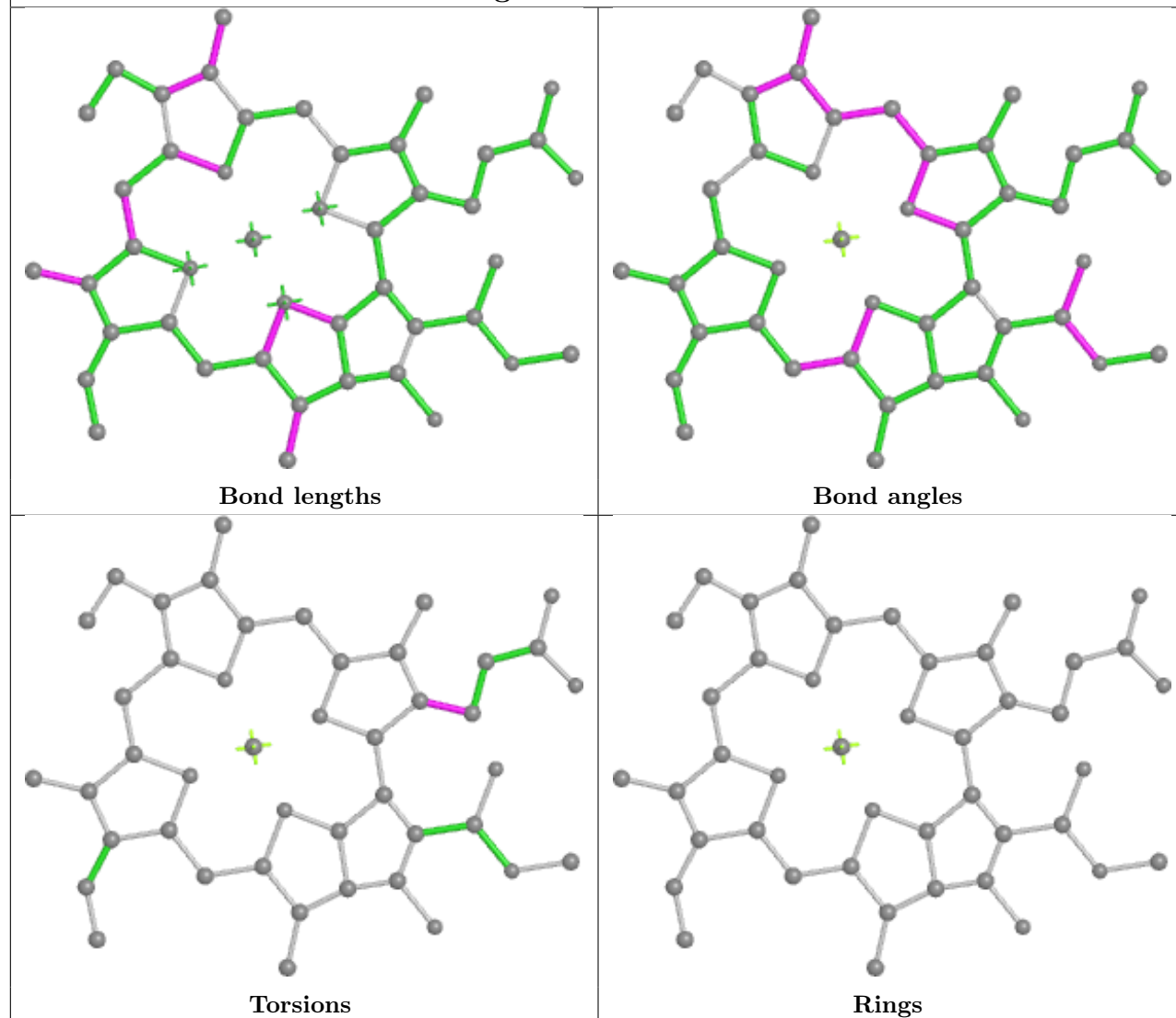


Torsions

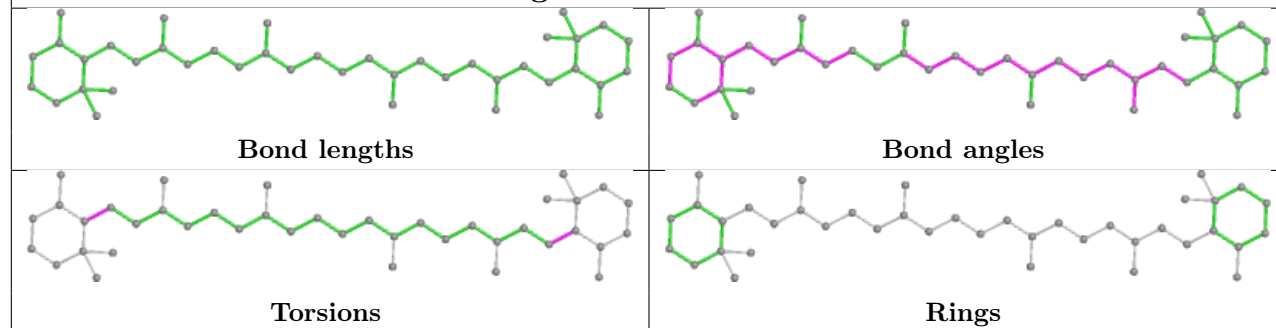


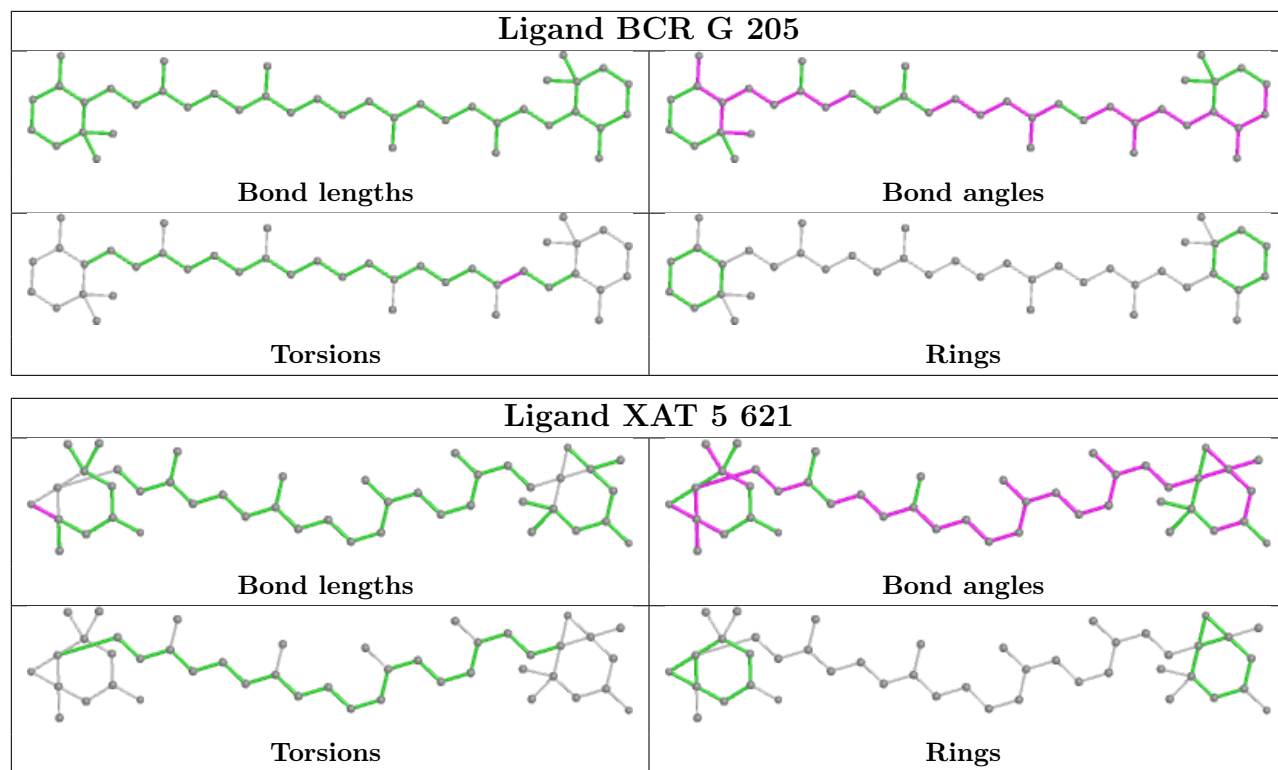
Rings

Ligand CLA 2 609

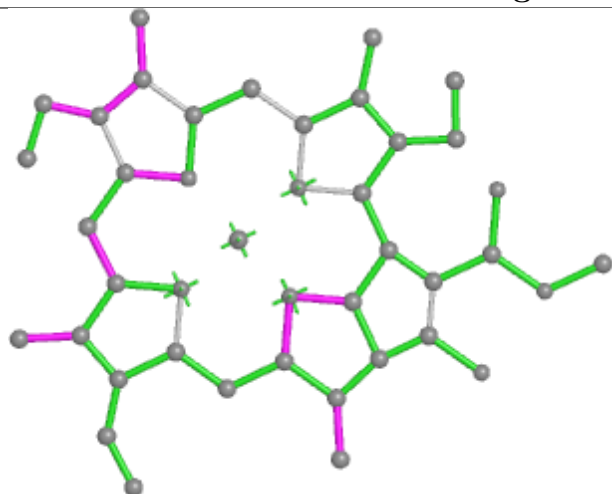


Ligand BCR B 843

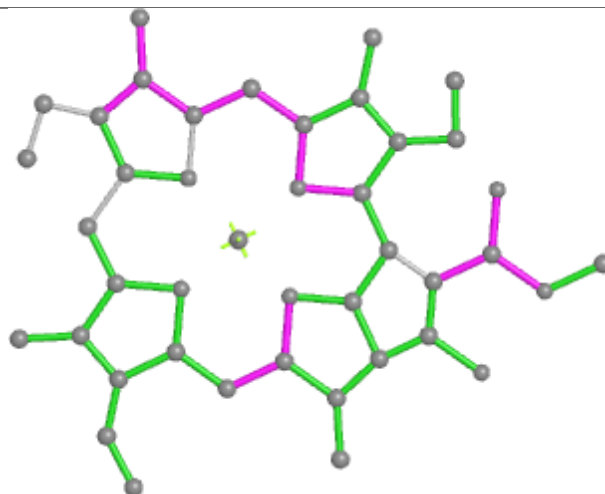




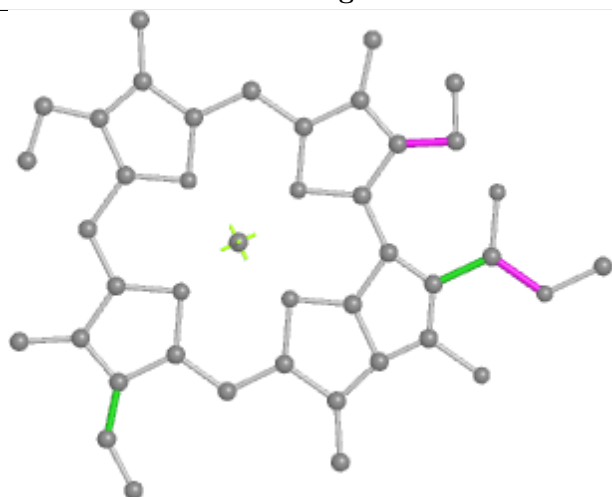
Ligand CLA B 822



Bond lengths



Bond angles

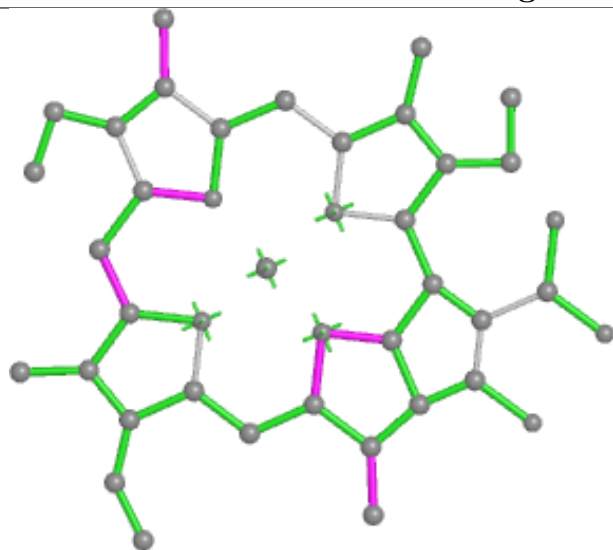


Torsions

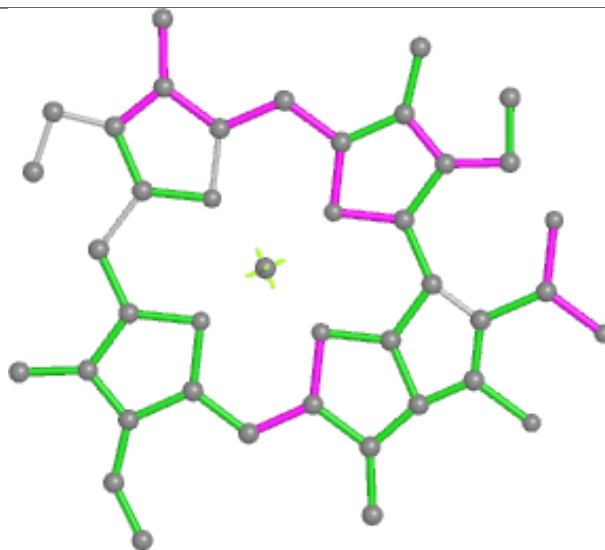


Rings

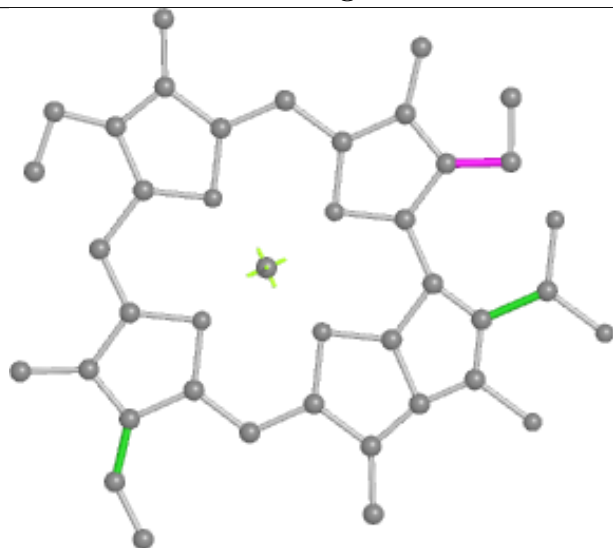
Ligand CLA 9 612



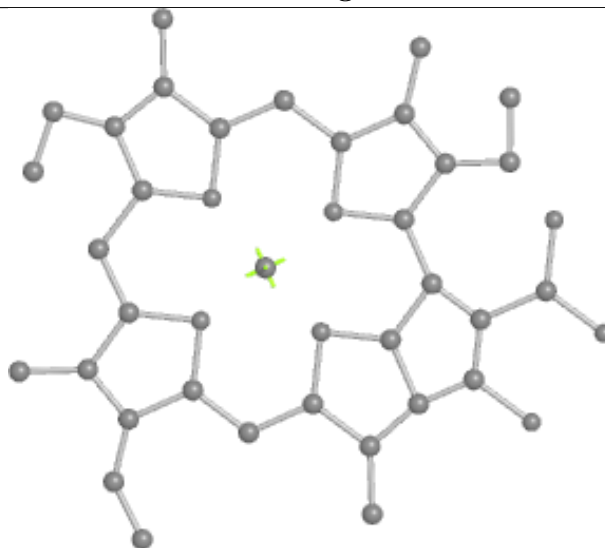
Bond lengths



Bond angles

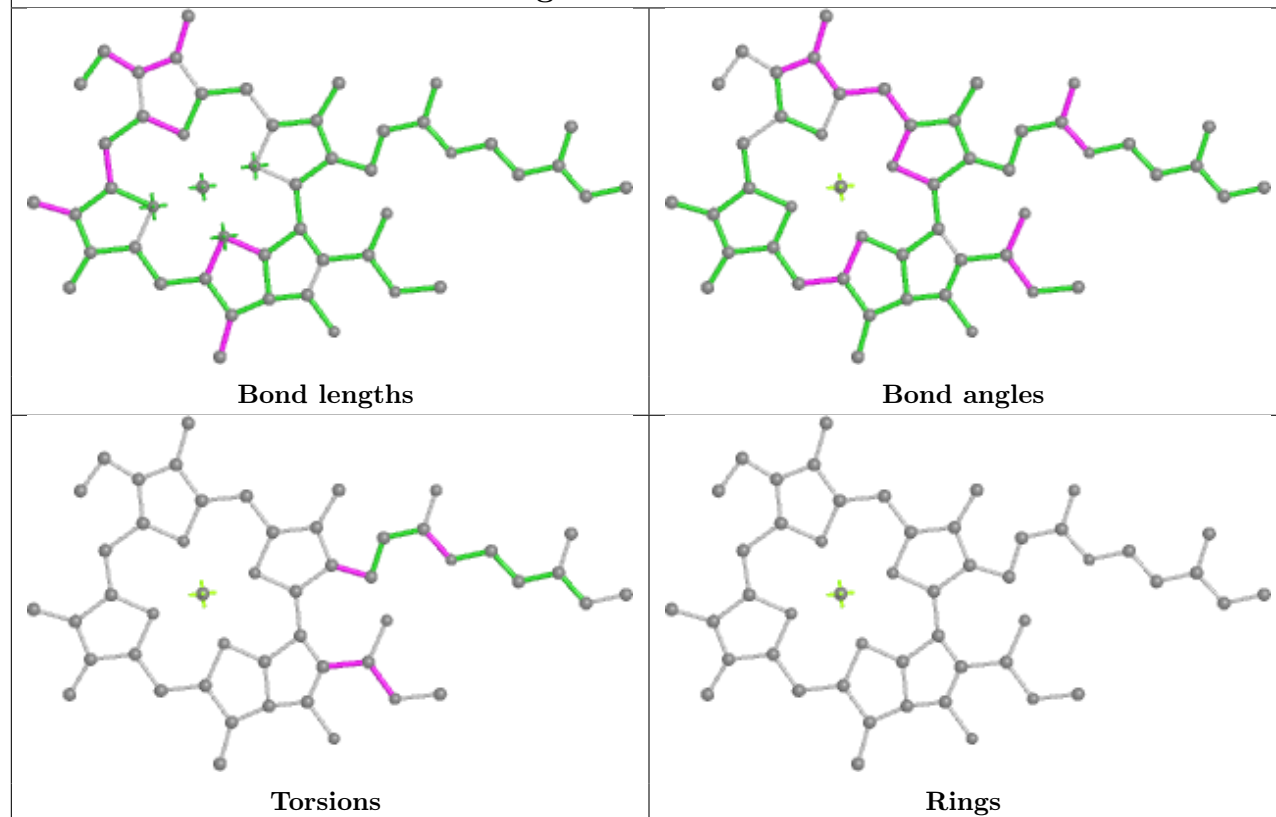


Torsions

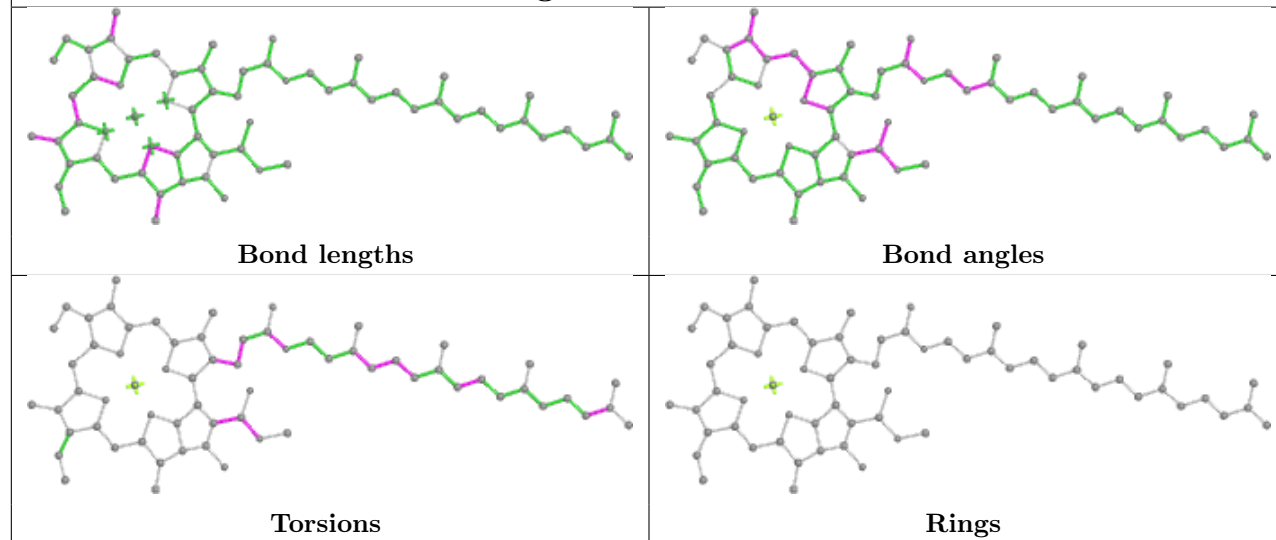


Rings

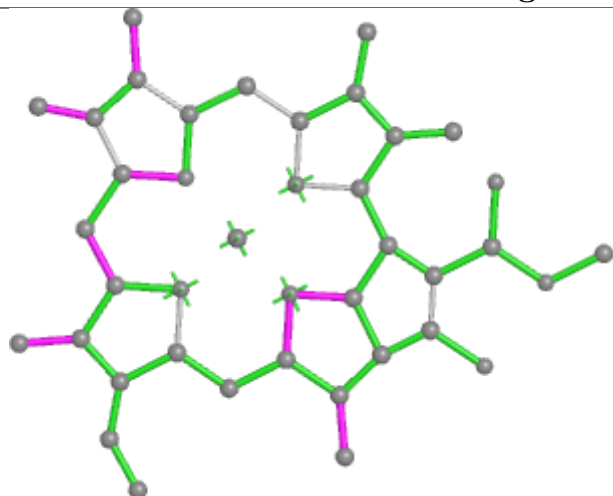
Ligand CLA 7 604



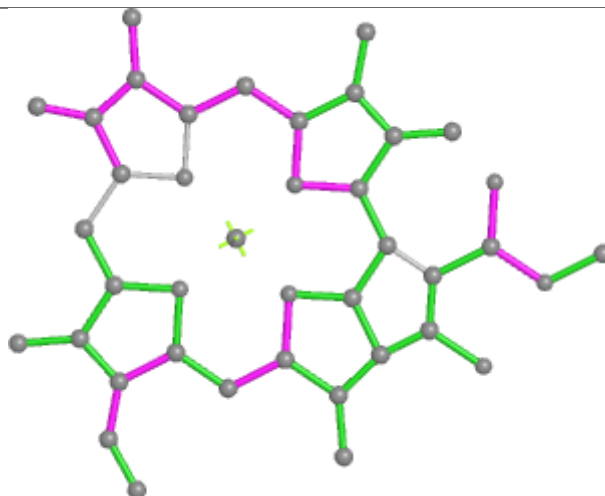
Ligand CLA 4 601



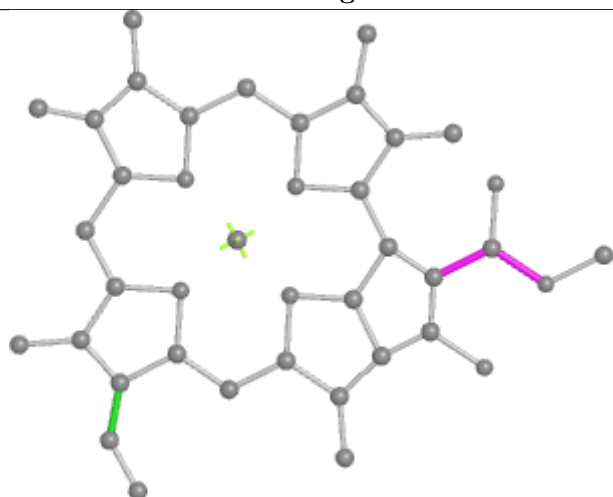
Ligand CLA 1 609



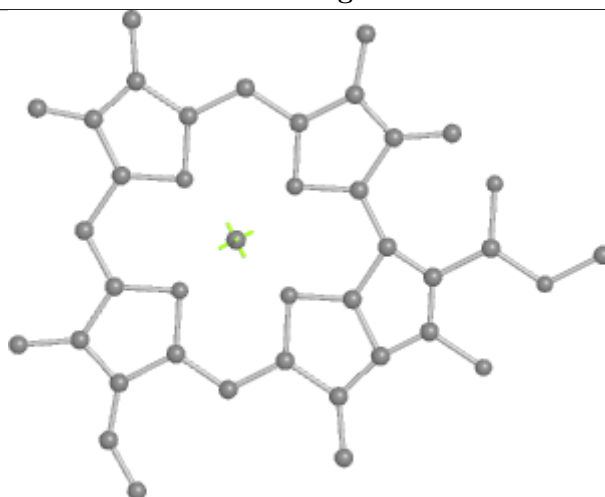
Bond lengths



Bond angles

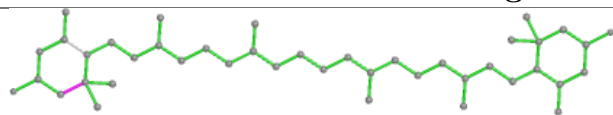


Torsions

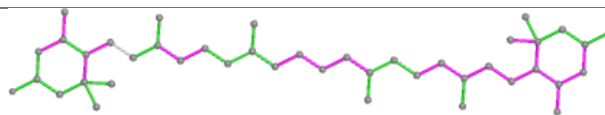


Rings

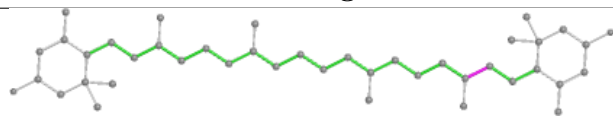
Ligand LUT X 1621



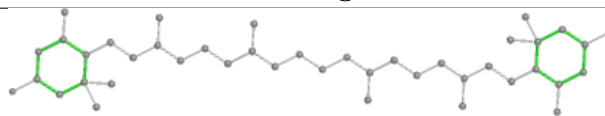
Bond lengths



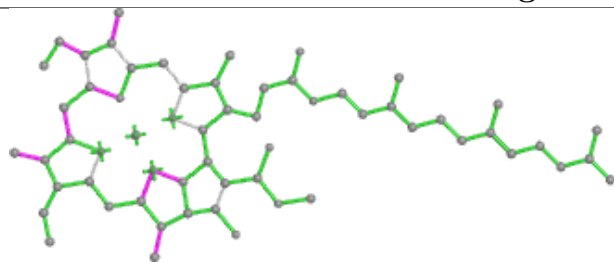
Bond angles



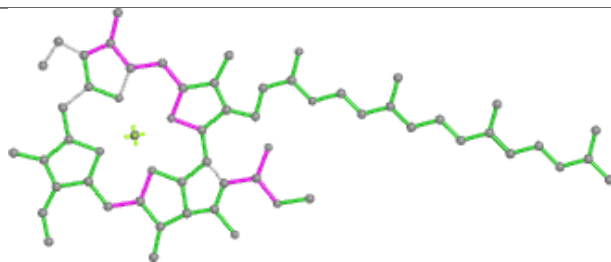
Torsions



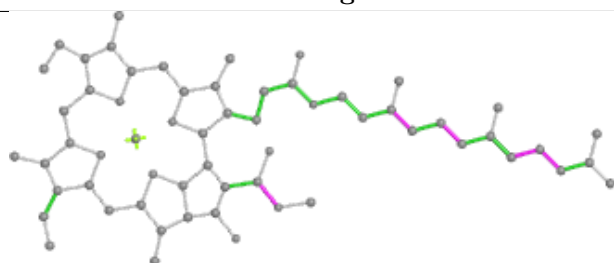
Rings

Ligand CLA 9 602

Bond lengths



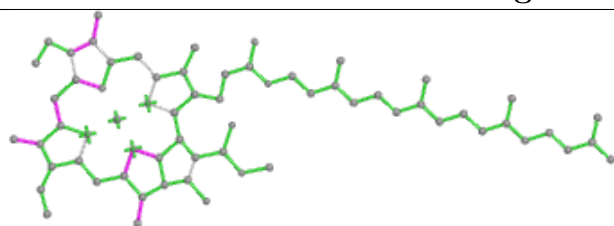
Bond angles



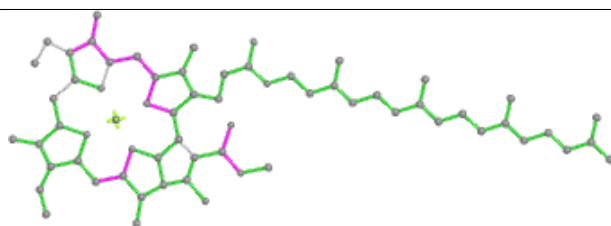
Torsions



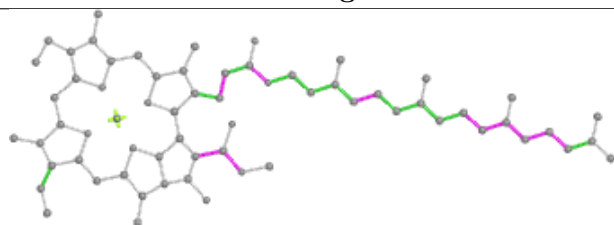
Rings

Ligand CLA B 839

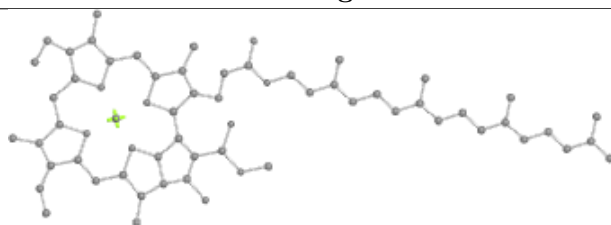
Bond lengths



Bond angles

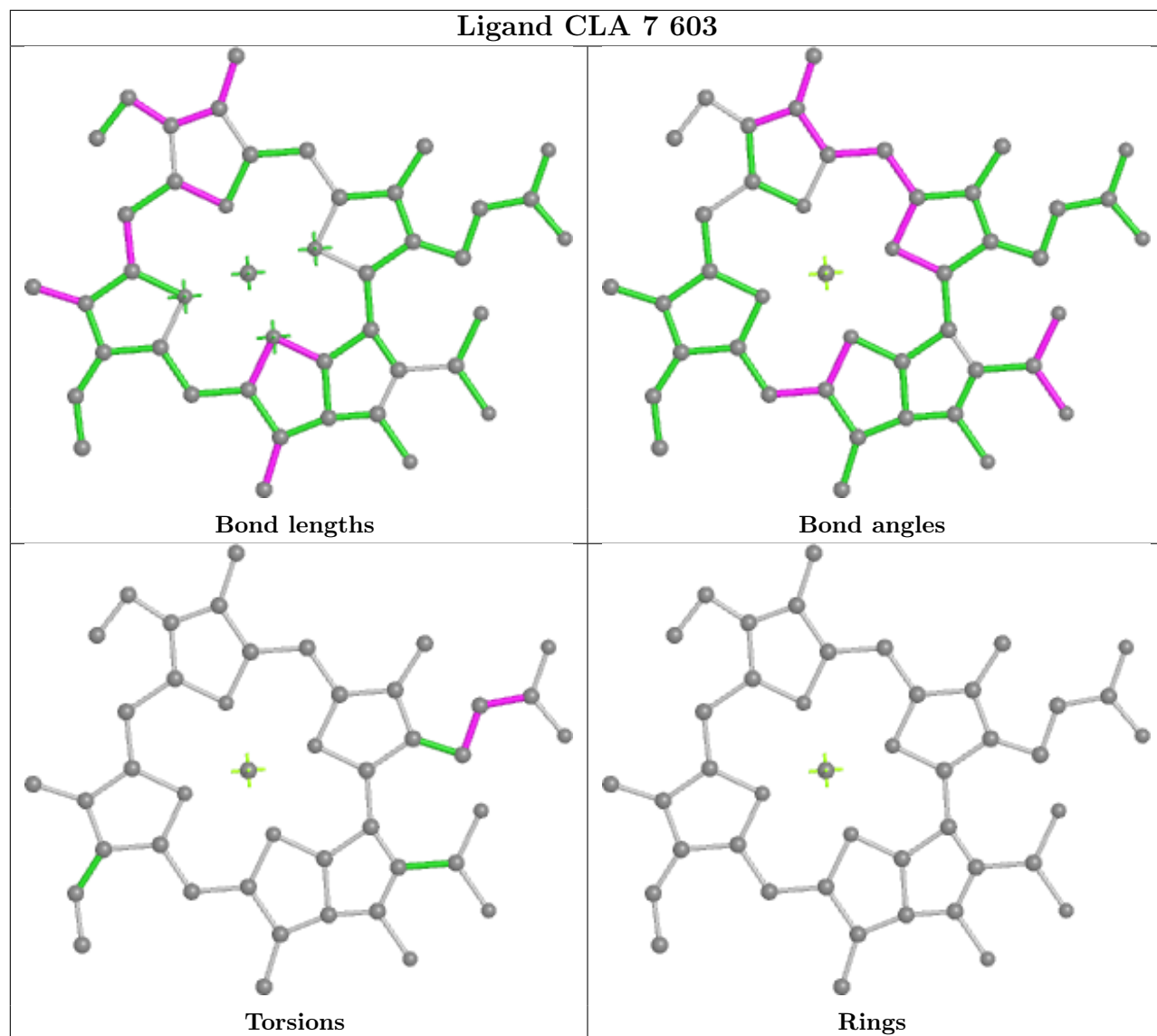


Torsions

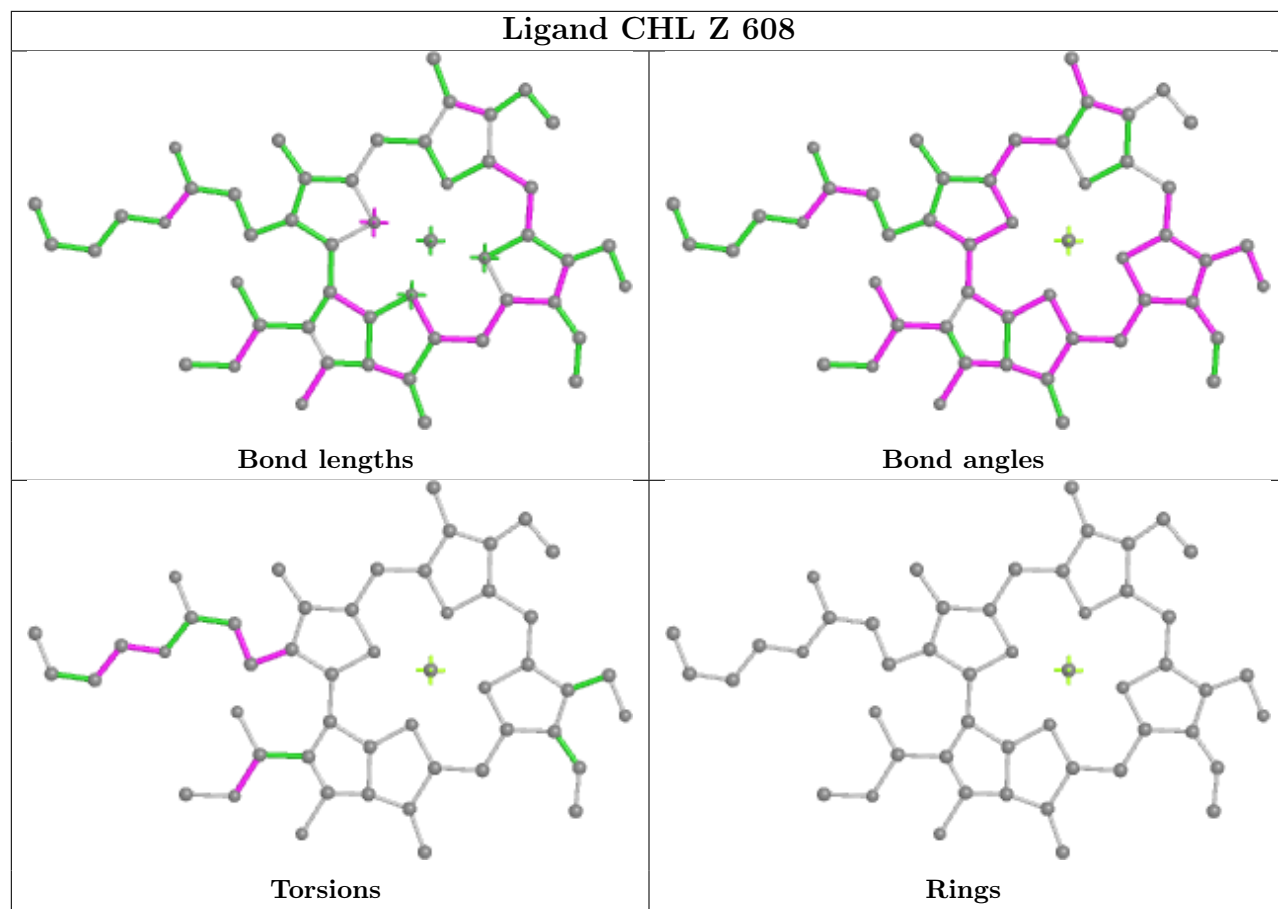


Rings

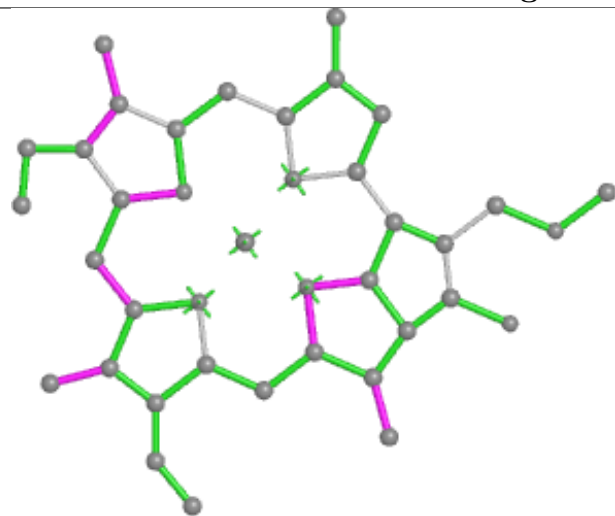
Ligand CLA 7 603



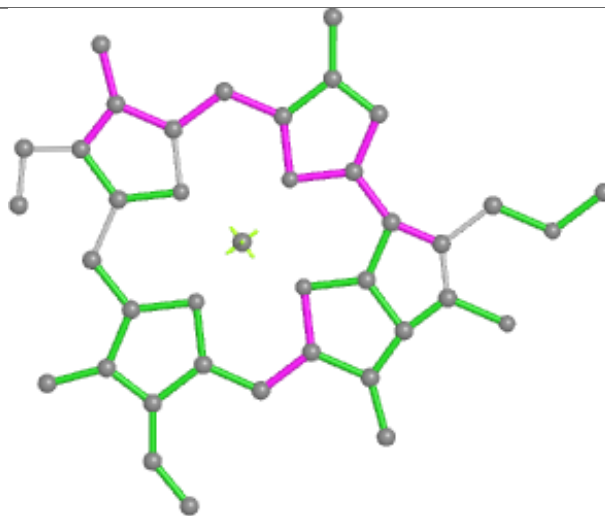
Ligand CHL Z 608



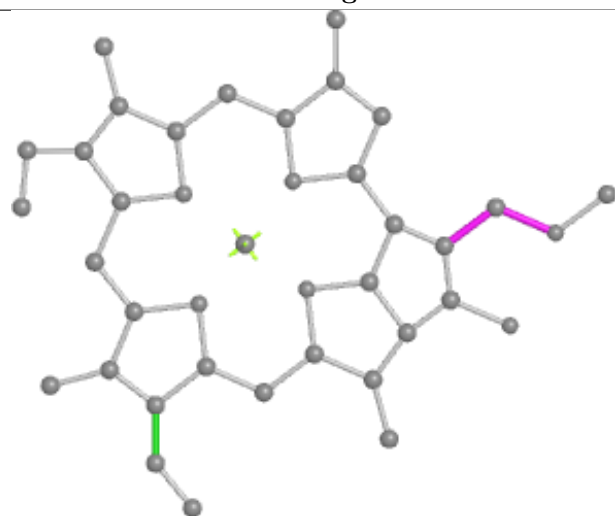
Ligand CLA 1 606



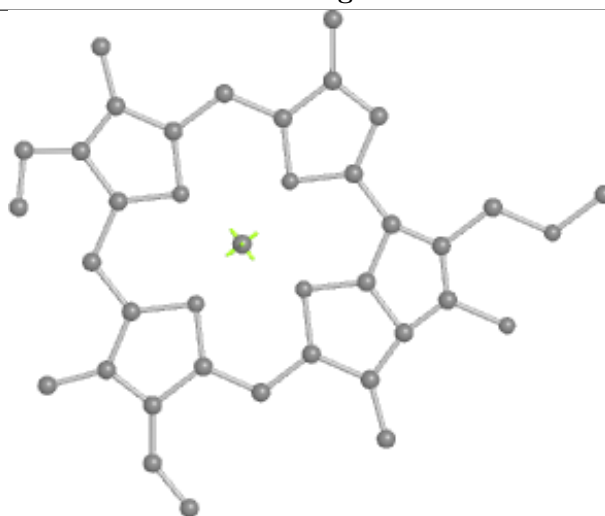
Bond lengths



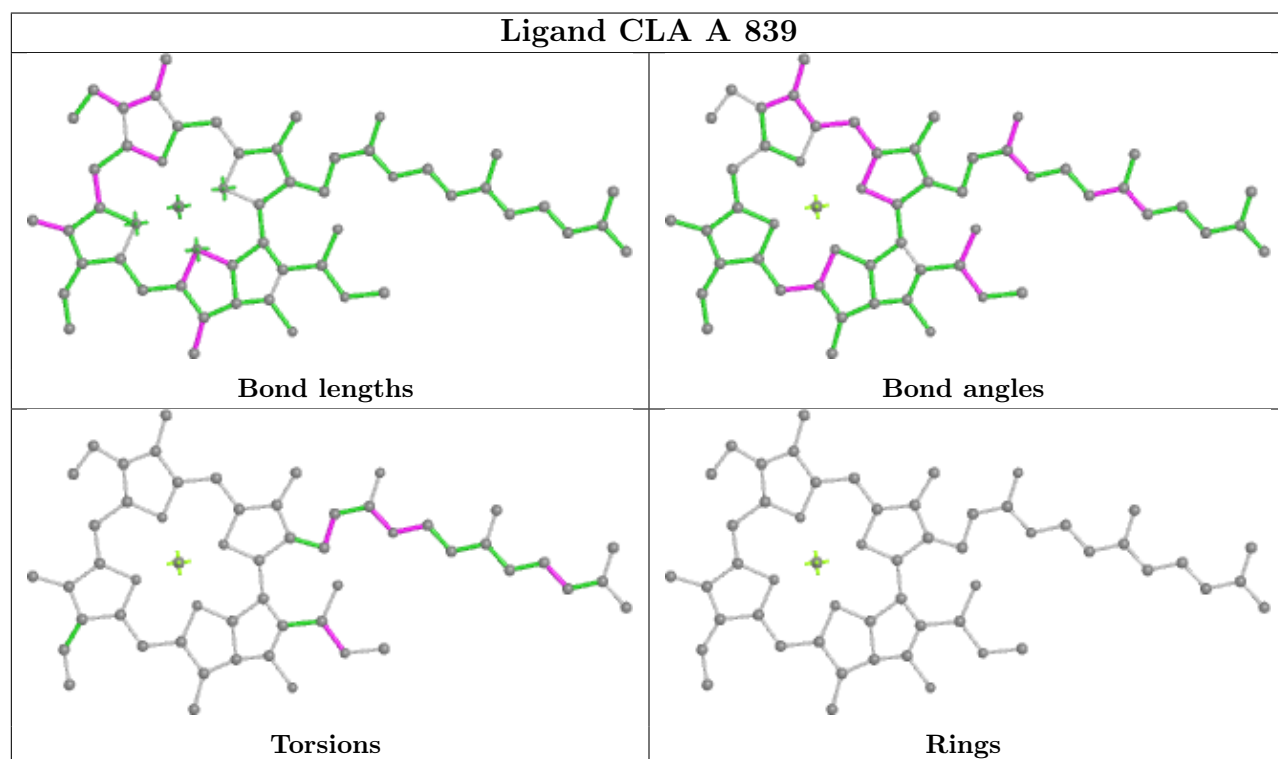
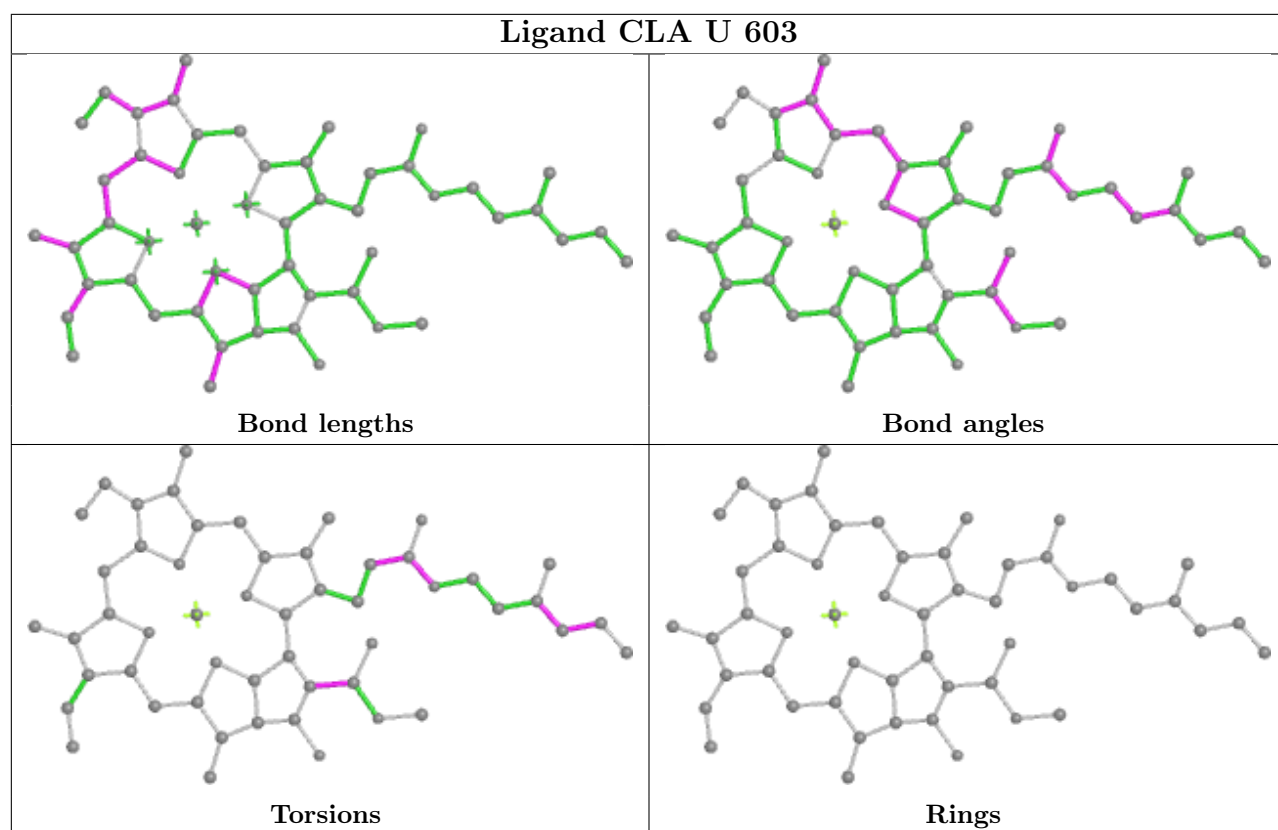
Bond angles

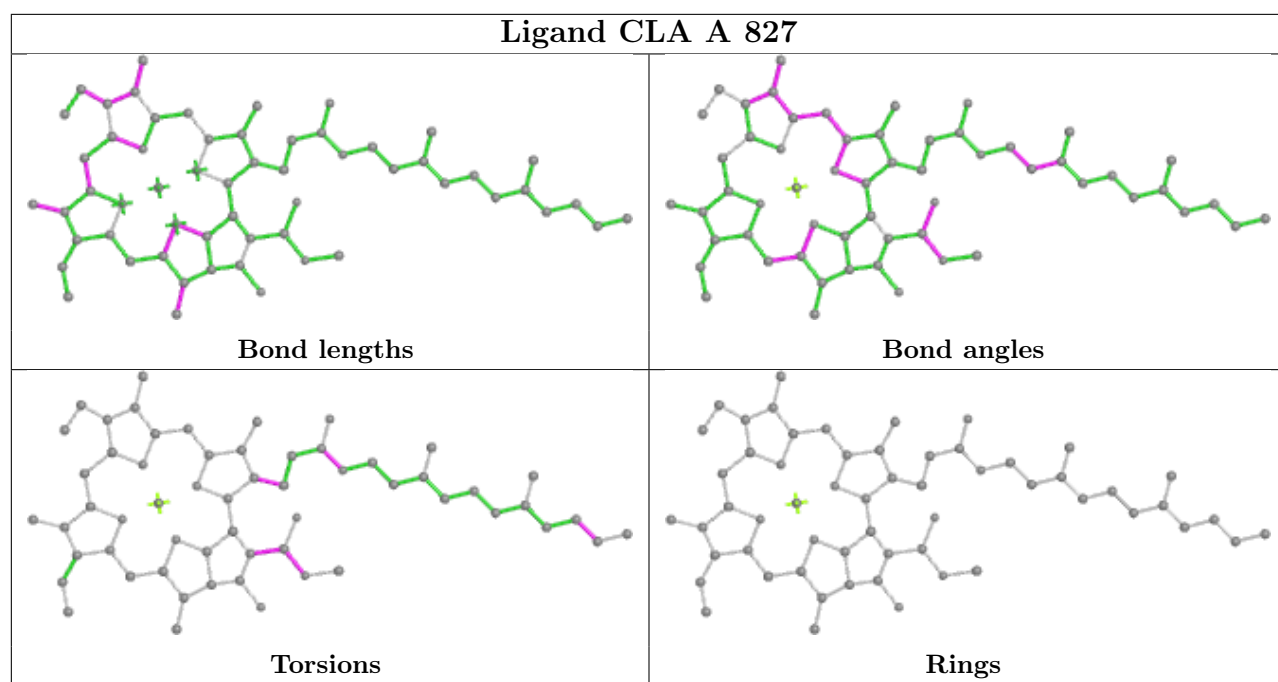


Torsions

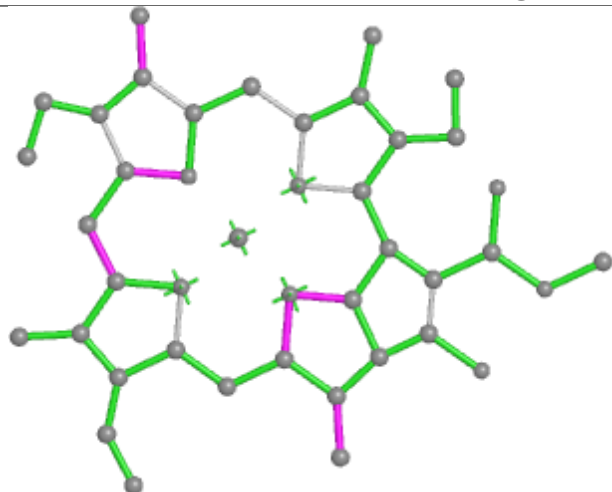


Rings

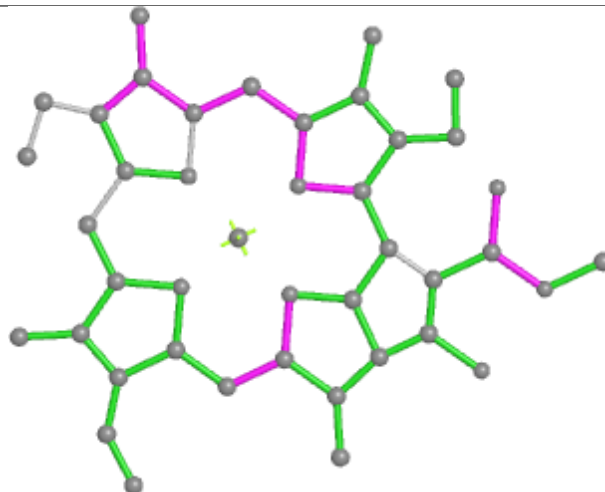




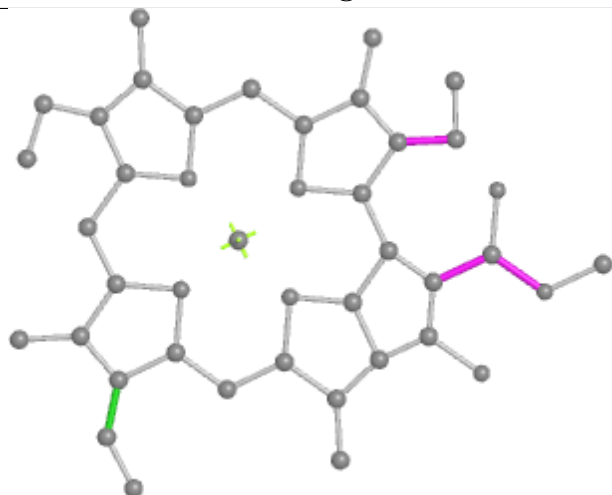
Ligand CLA X 614



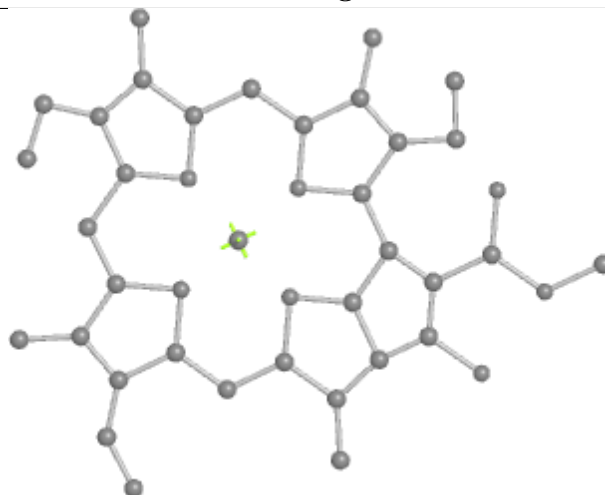
Bond lengths



Bond angles

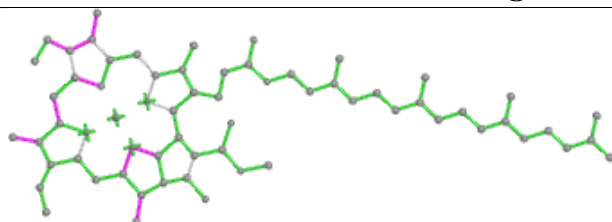


Torsions

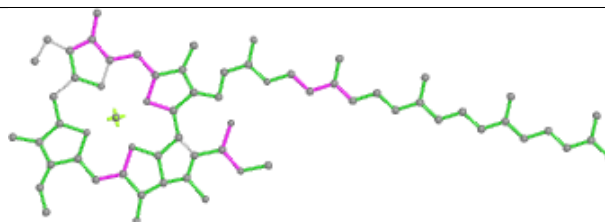


Rings

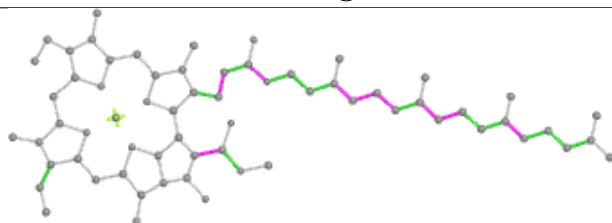
Ligand CLA W 613



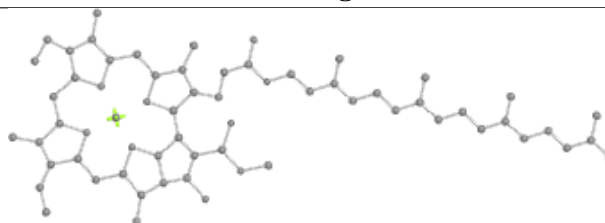
Bond lengths



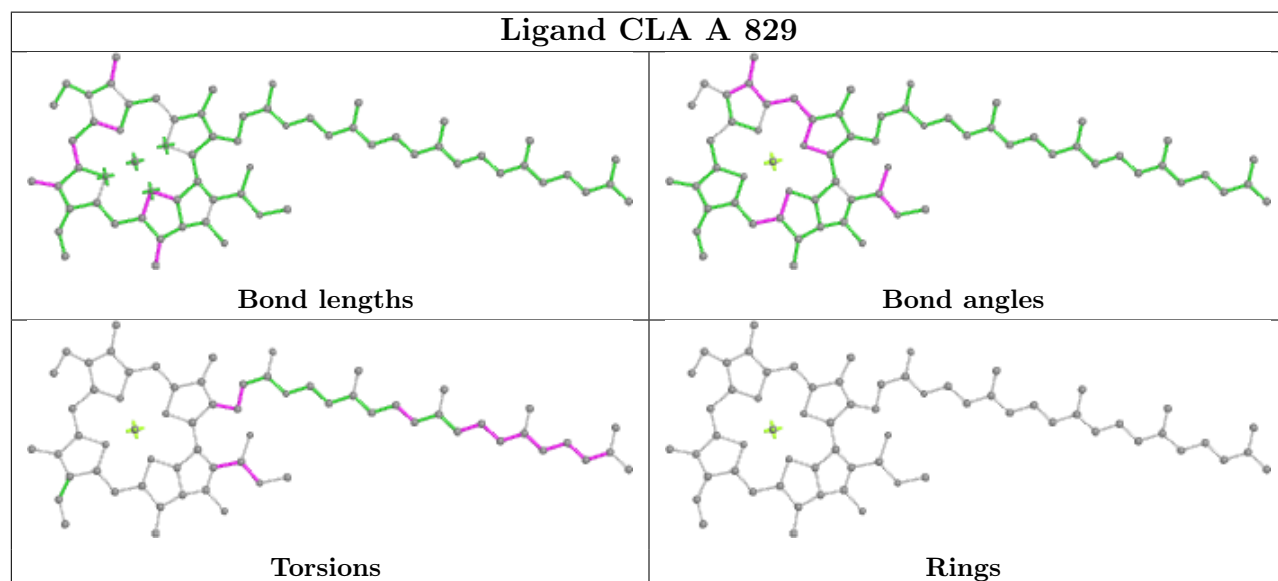
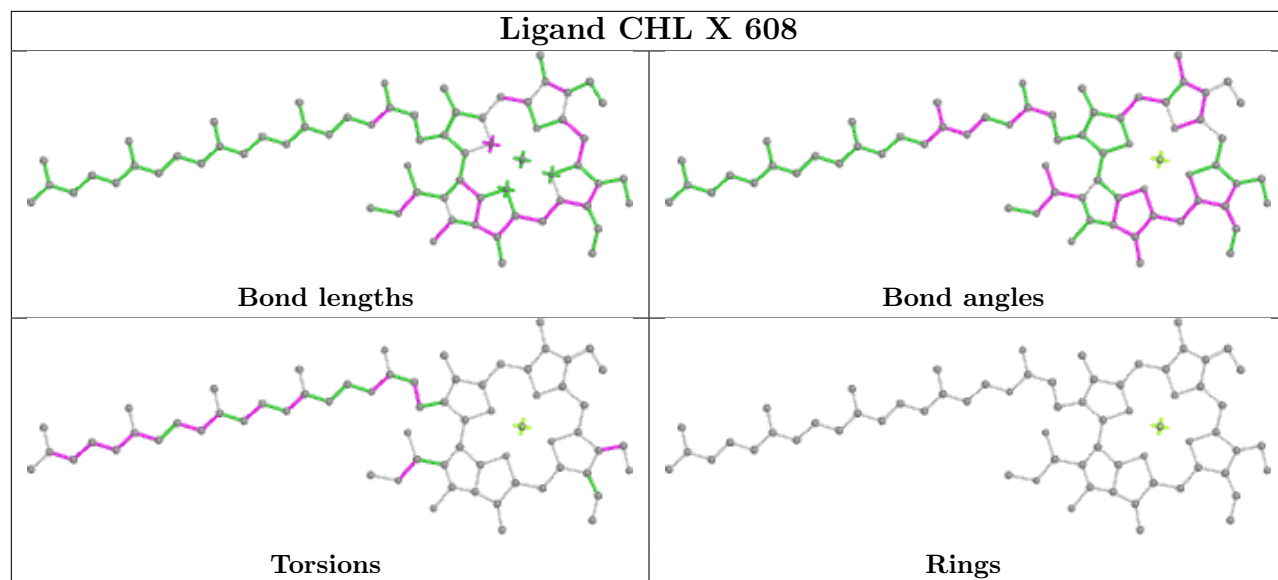
Bond angles



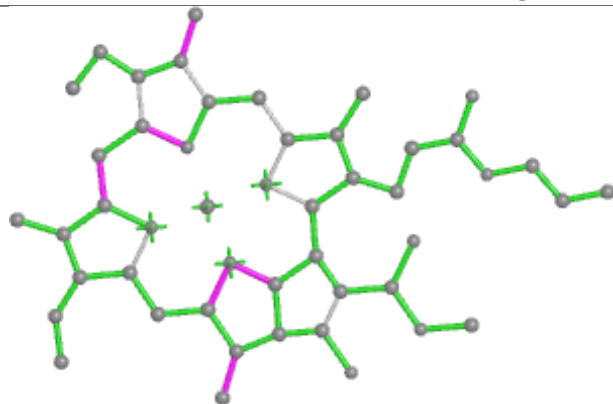
Torsions



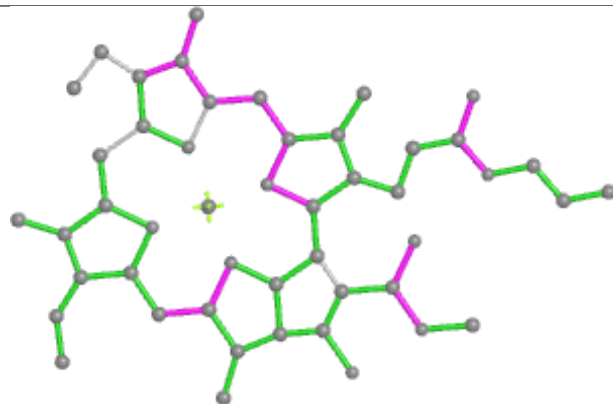
Rings



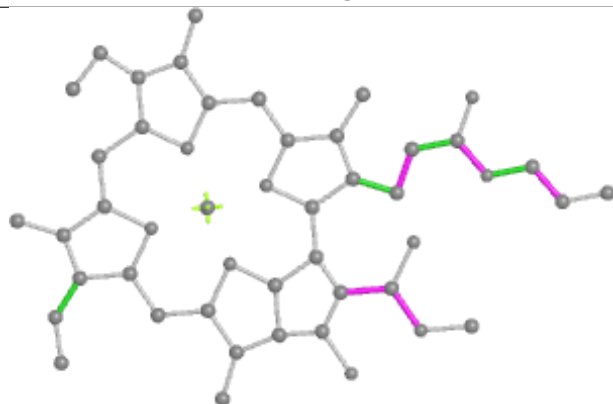
Ligand CLA Y 614



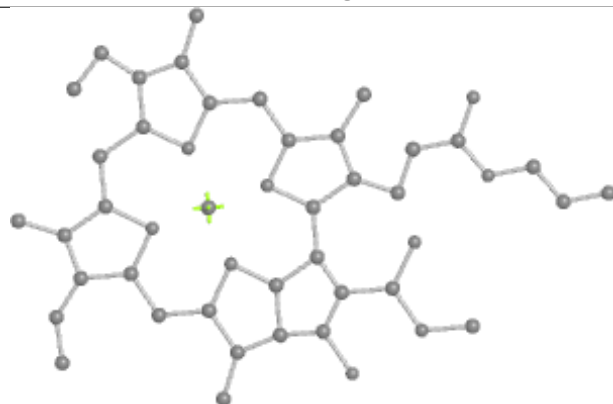
Bond lengths



Bond angles

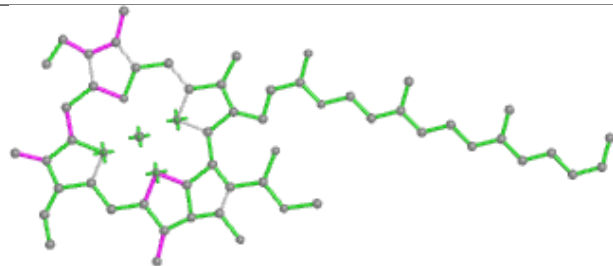


Torsions

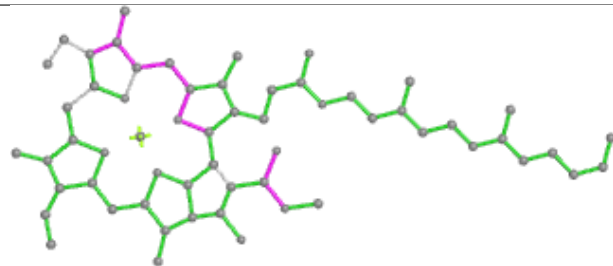


Rings

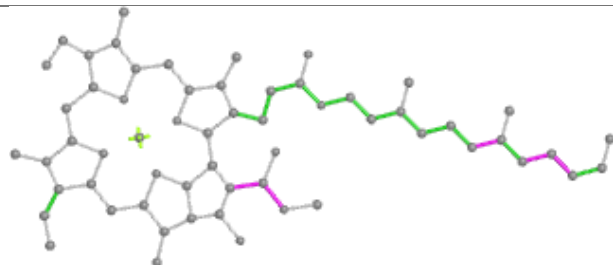
Ligand CLA U 602



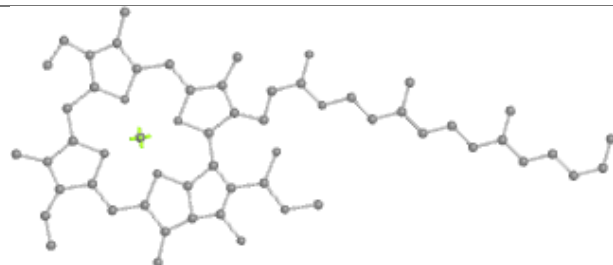
Bond lengths



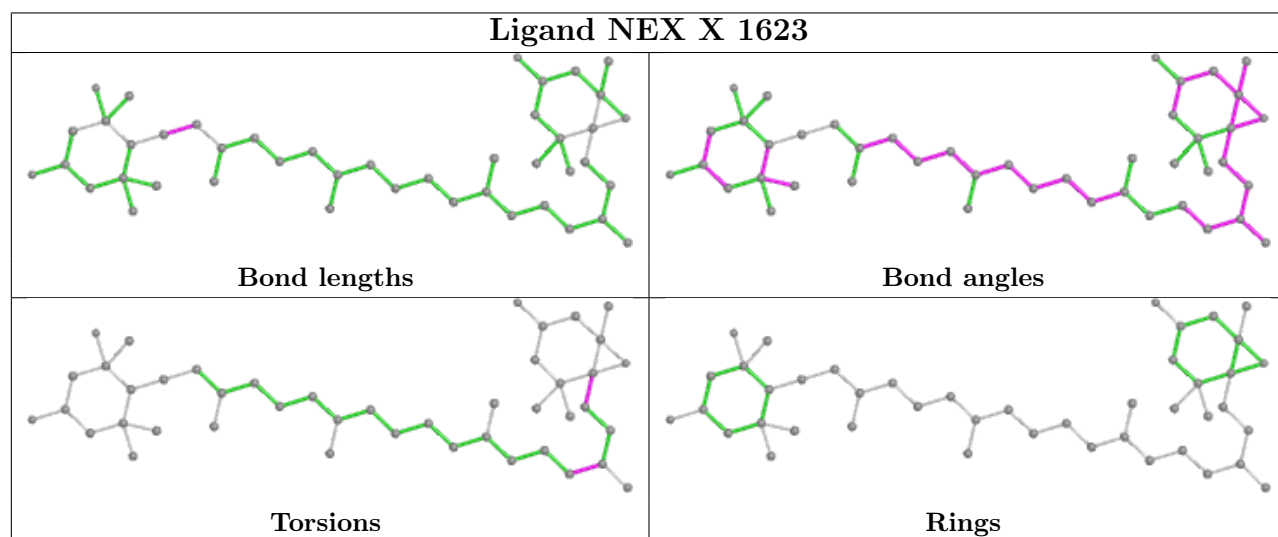
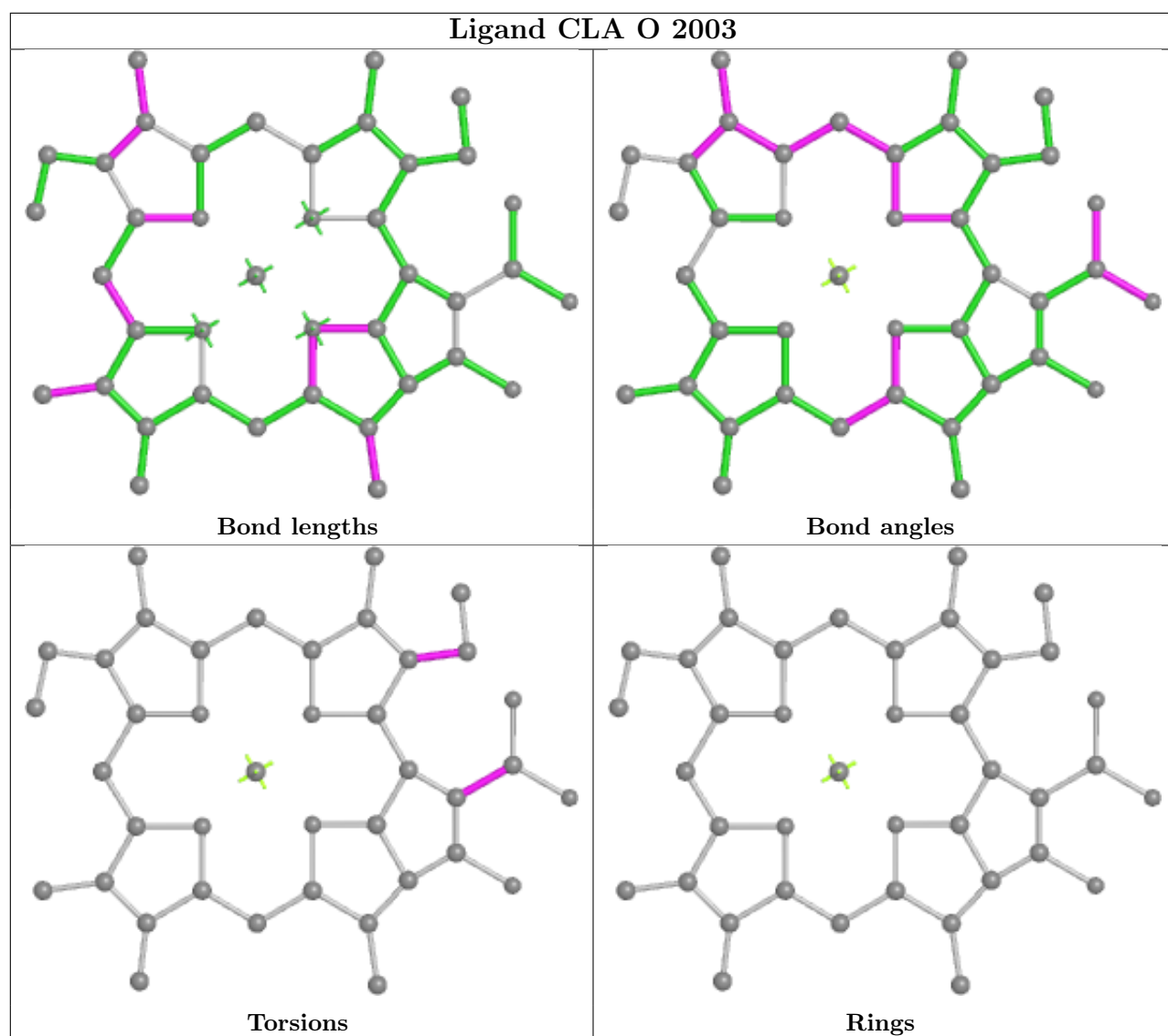
Bond angles

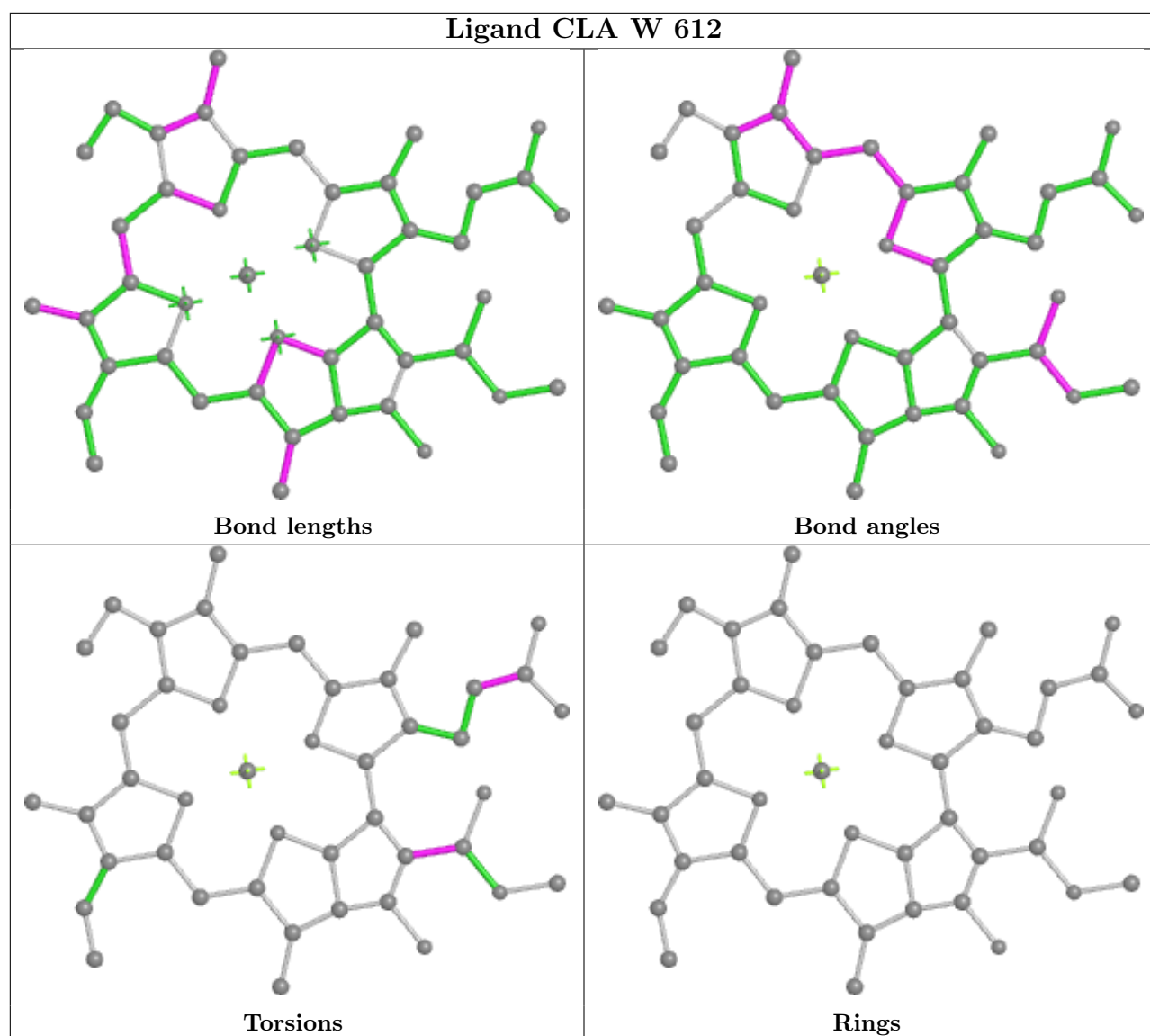


Torsions

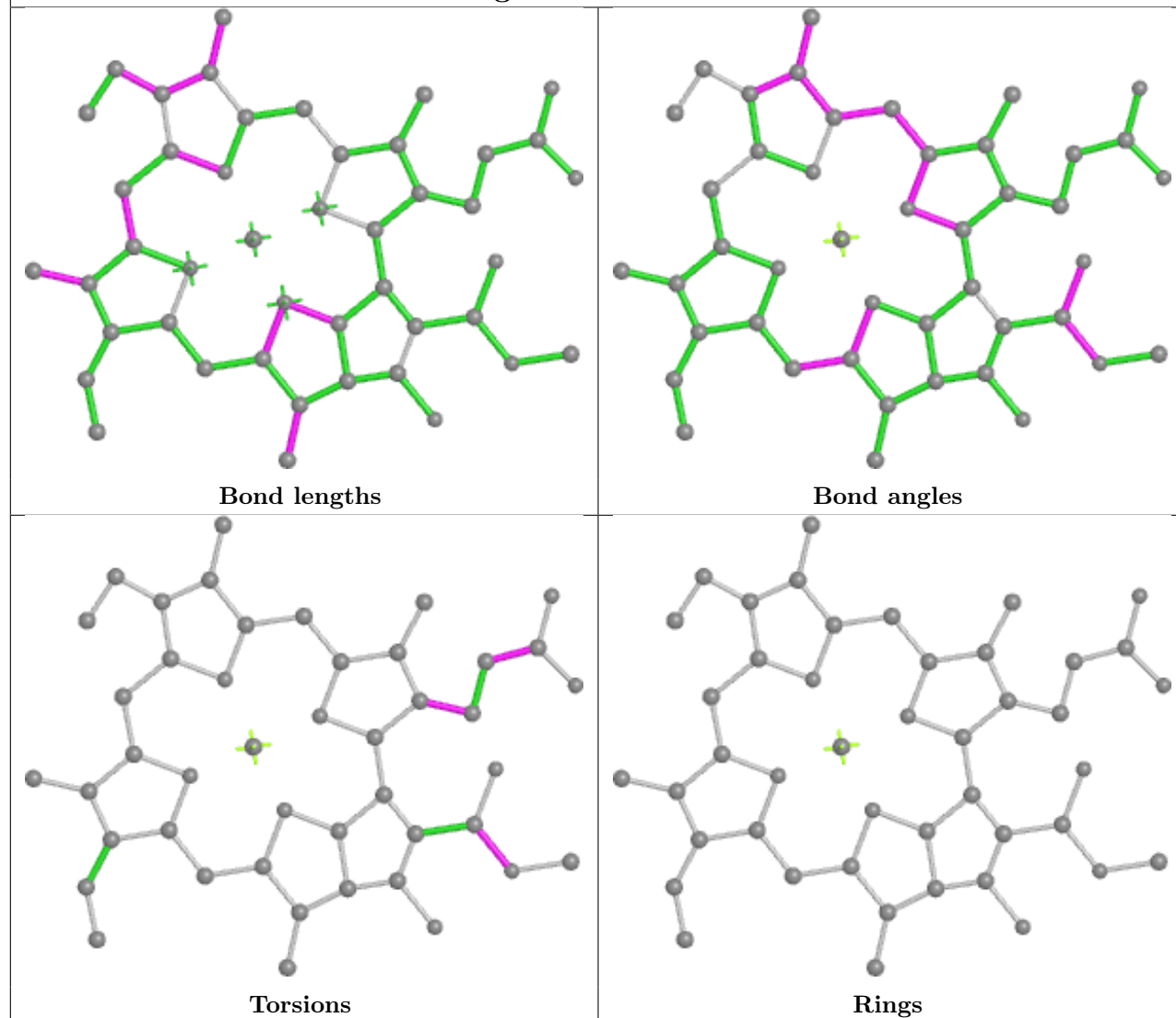


Rings

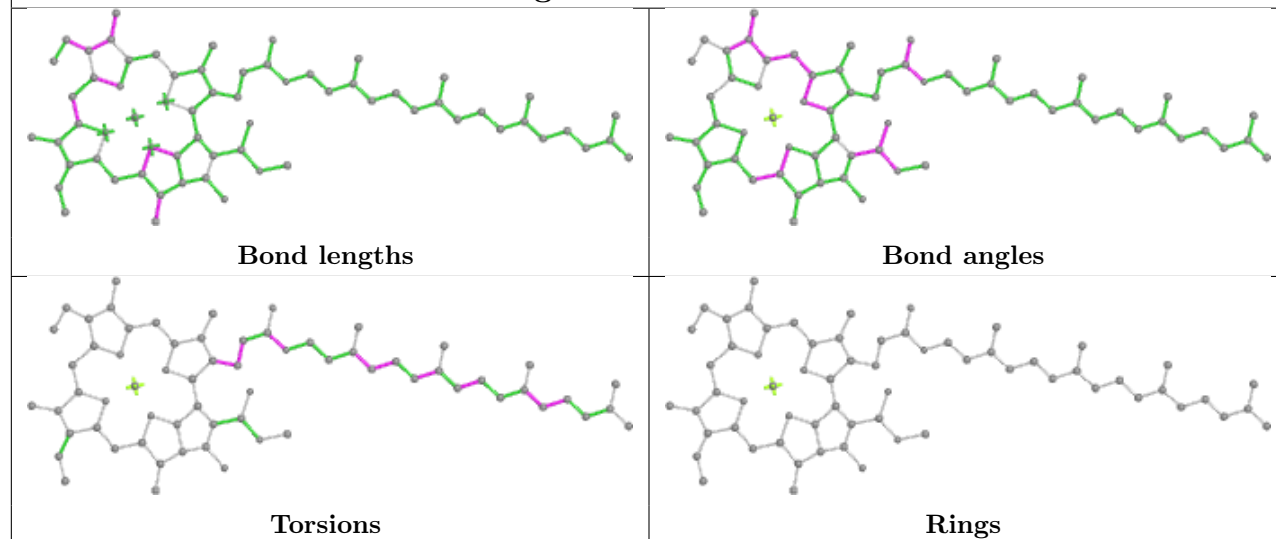




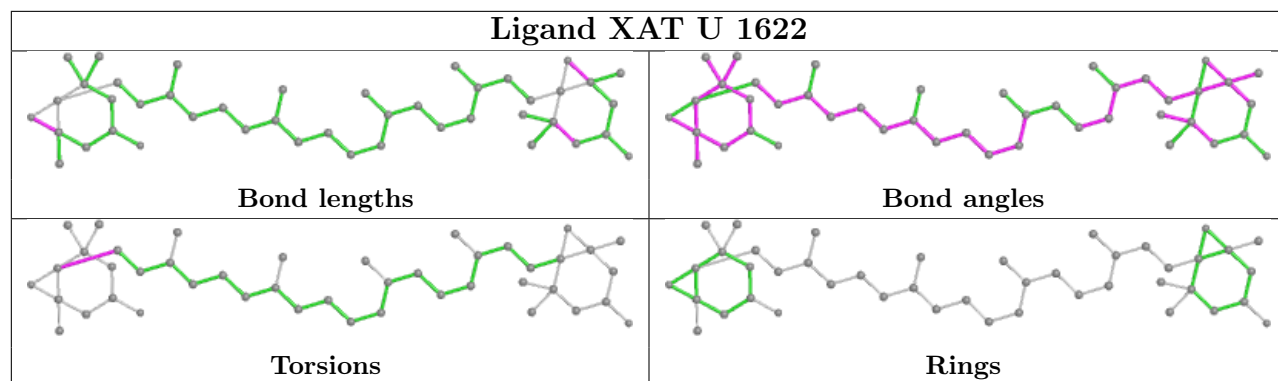
Ligand CLA 9 607



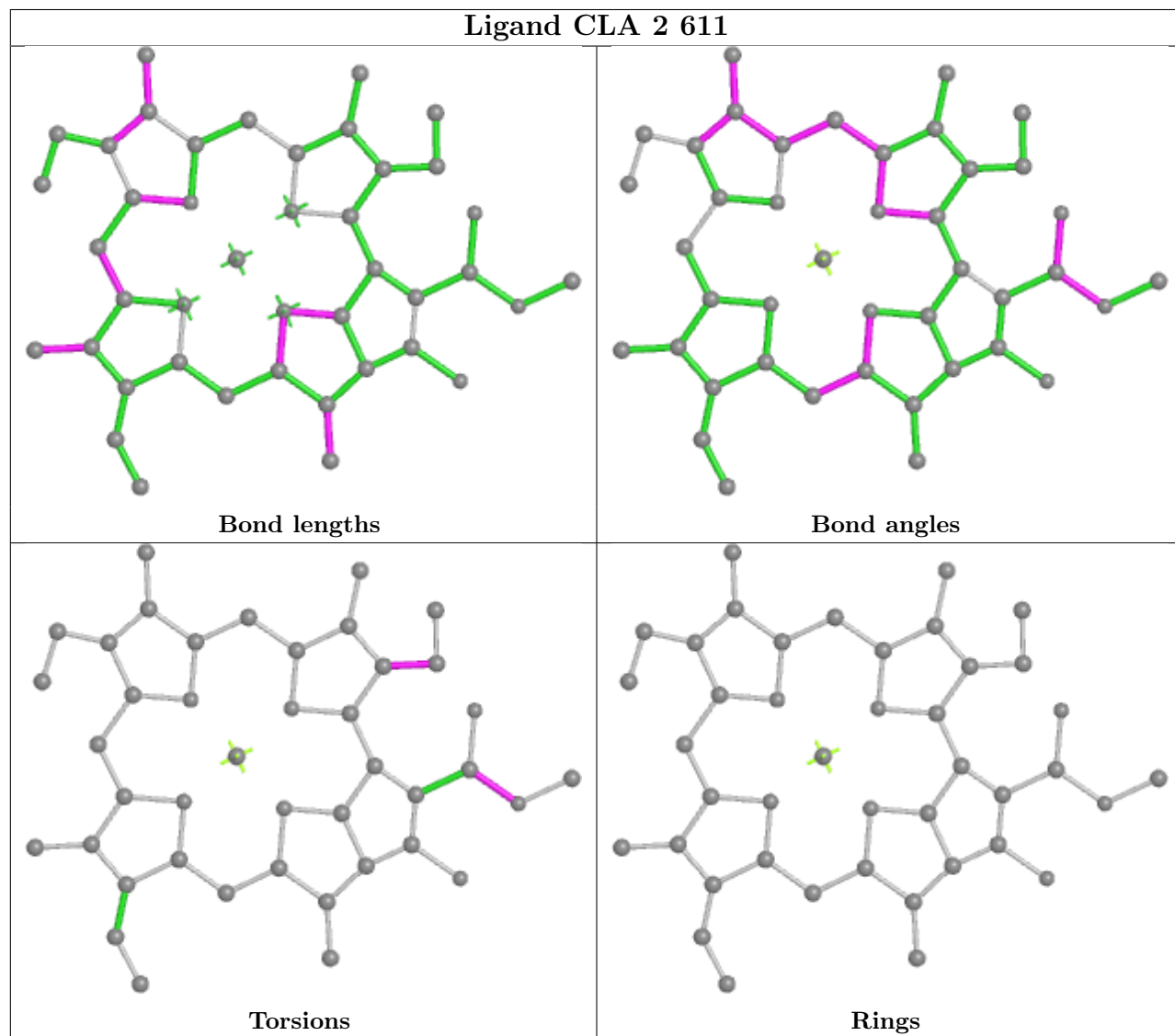
Ligand CLA L 303

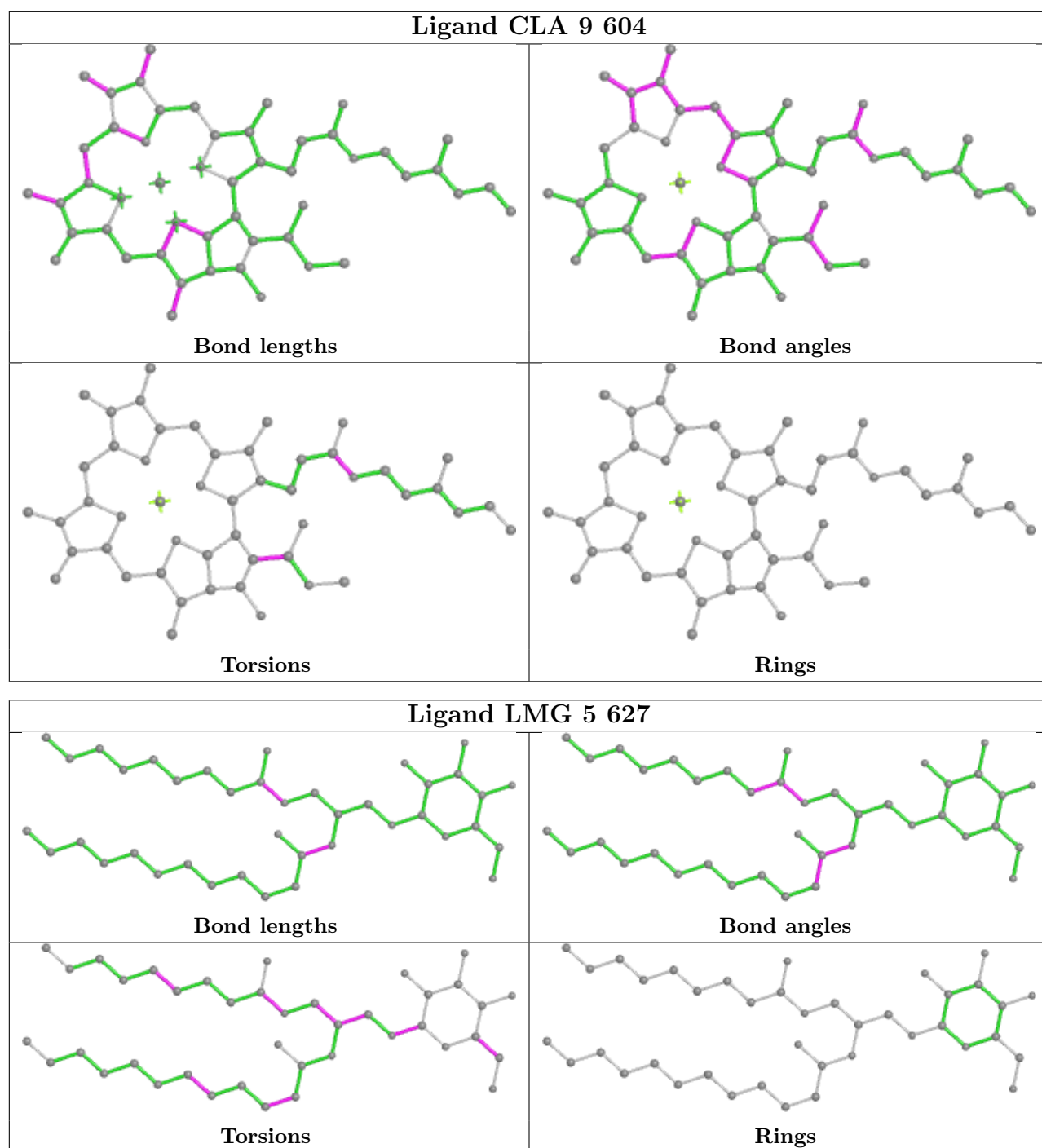


Ligand XAT U 1622

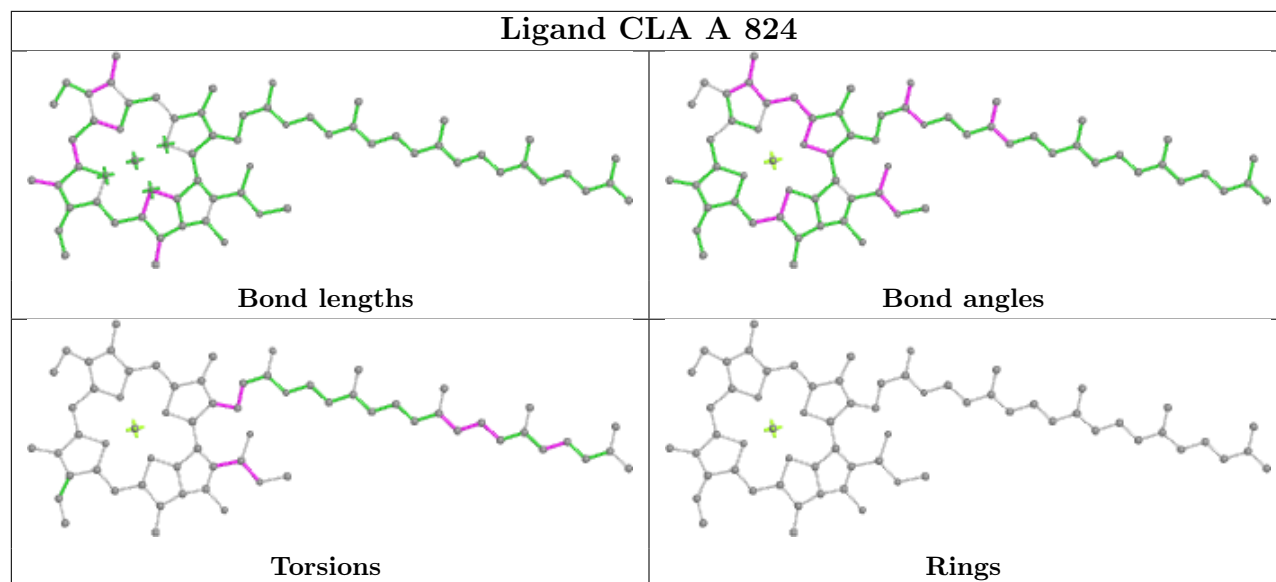


Ligand CLA 2 611

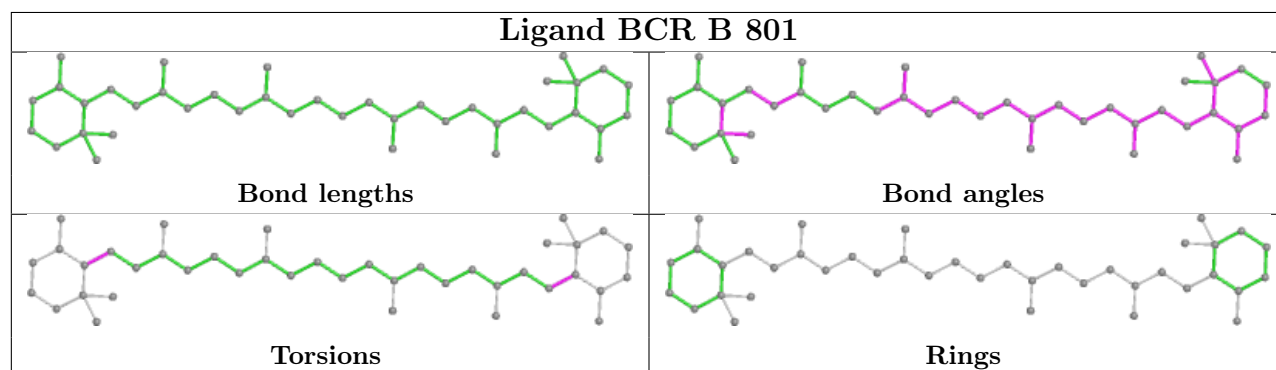




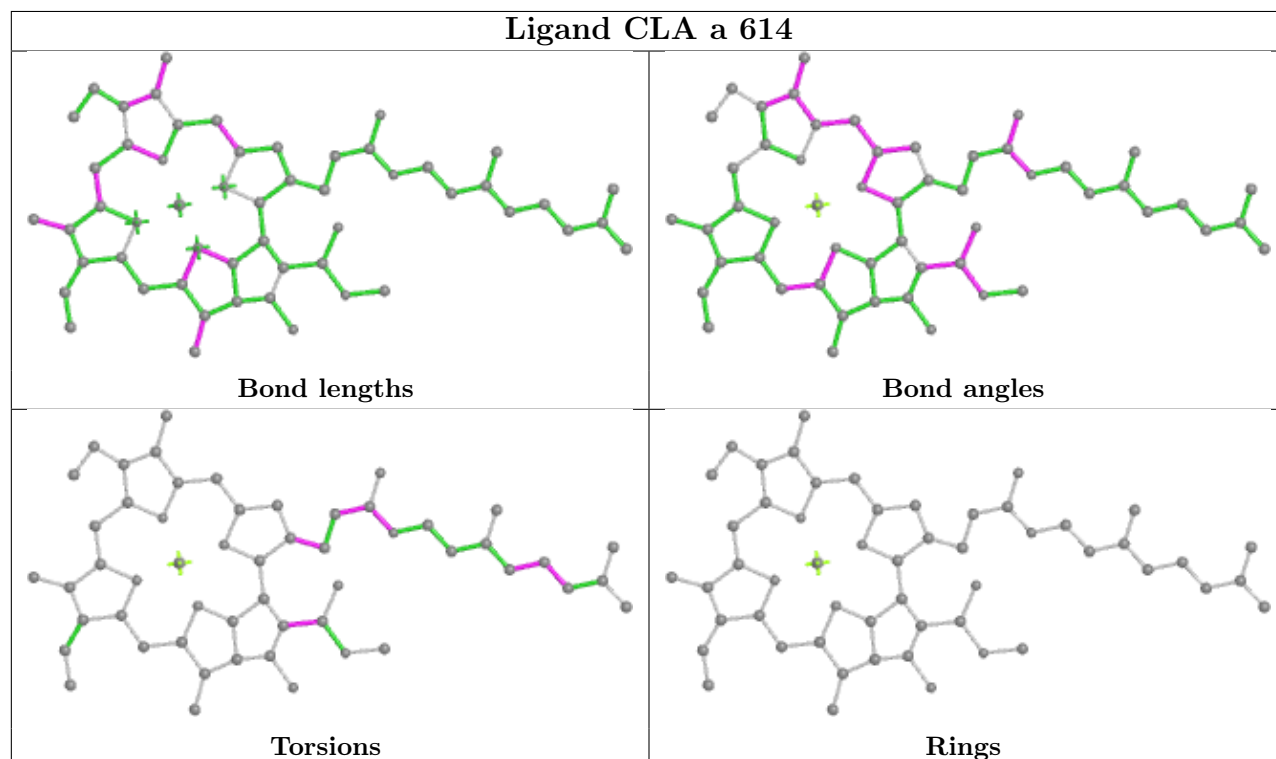
Ligand CLA A 824

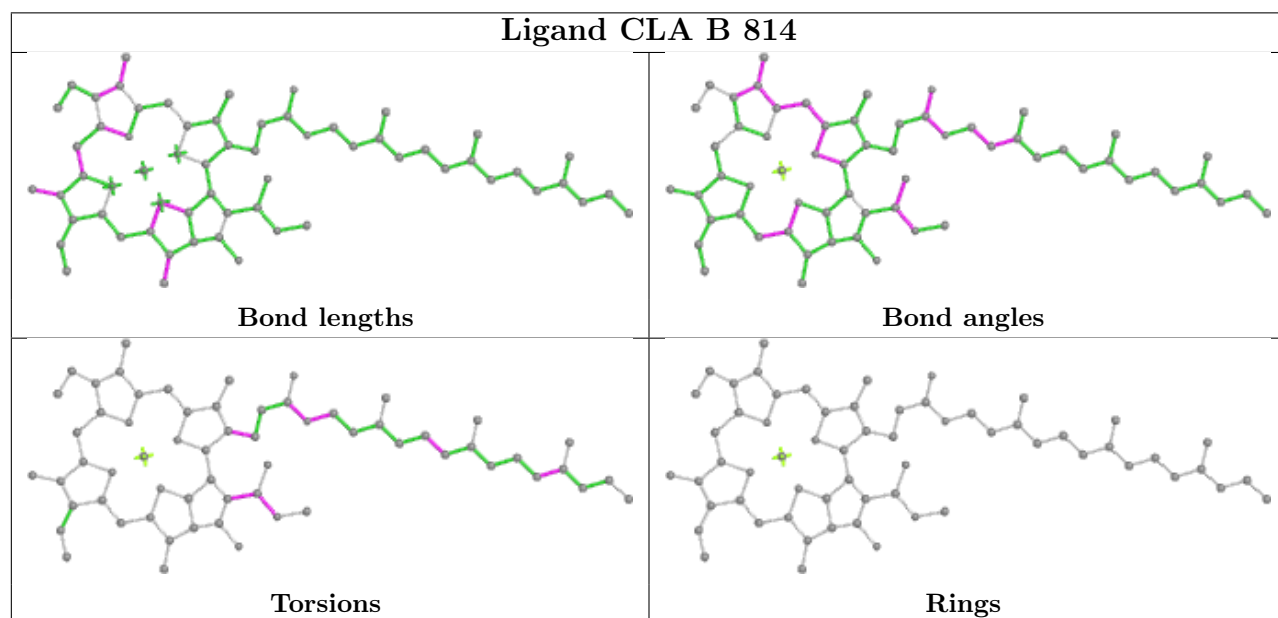
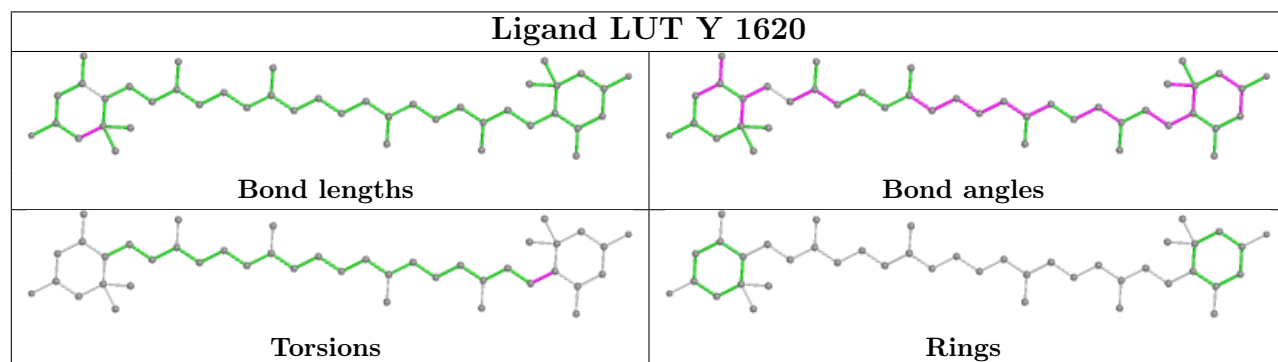
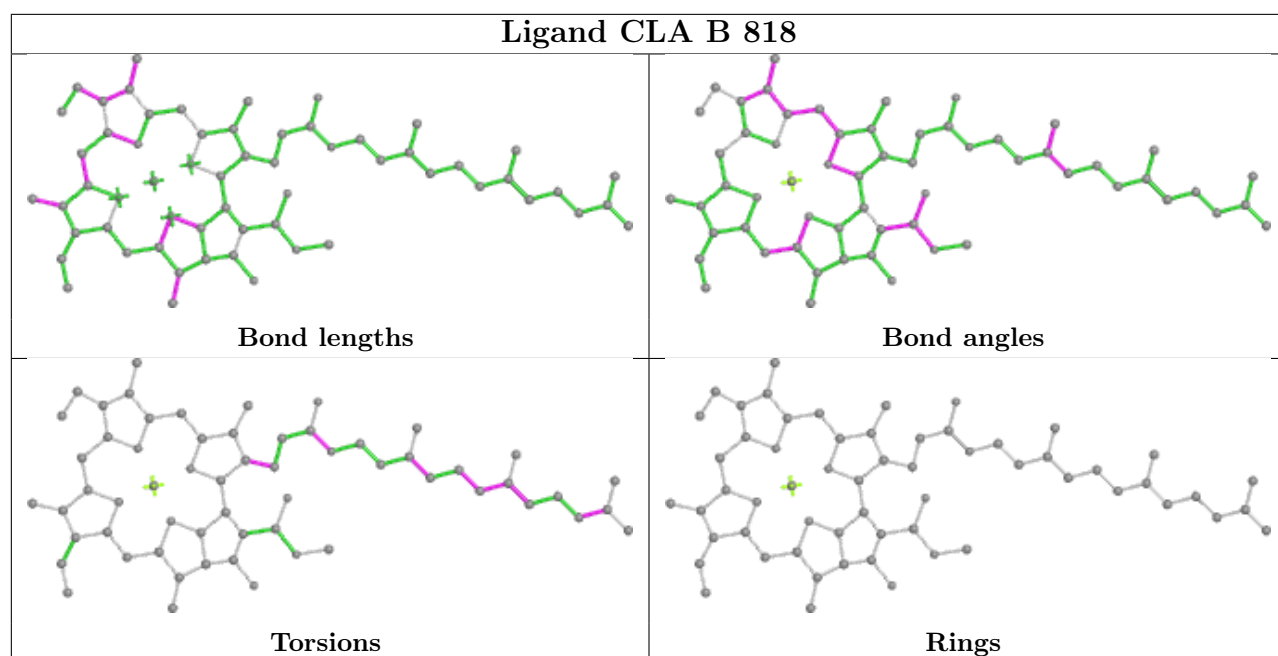


Ligand BCR B 801

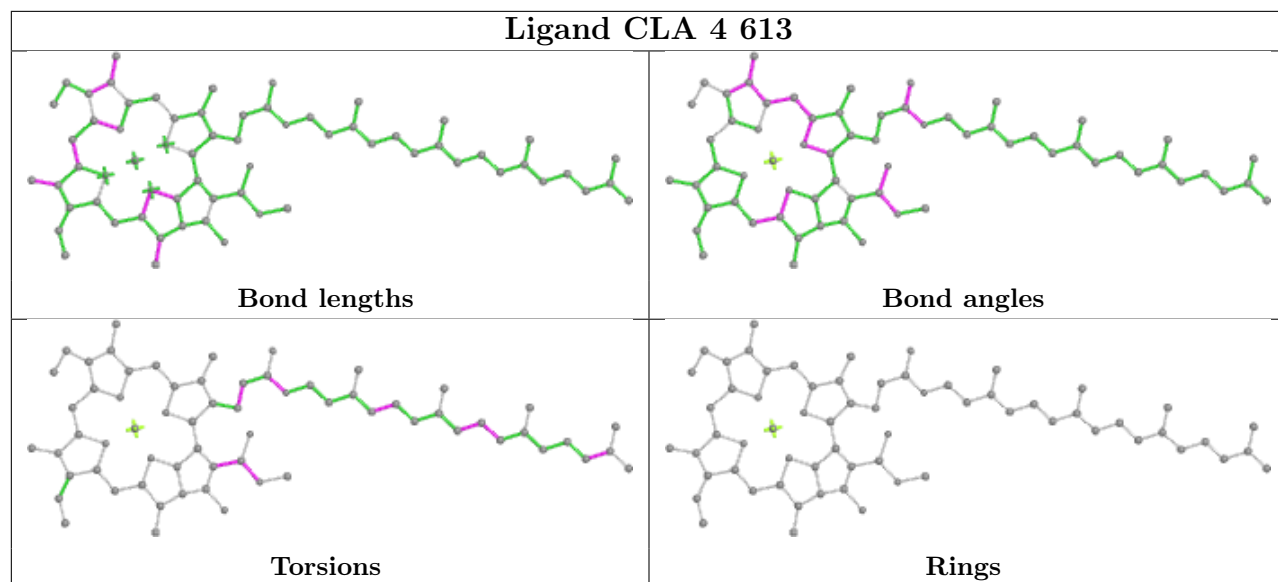


Ligand CLA a 614

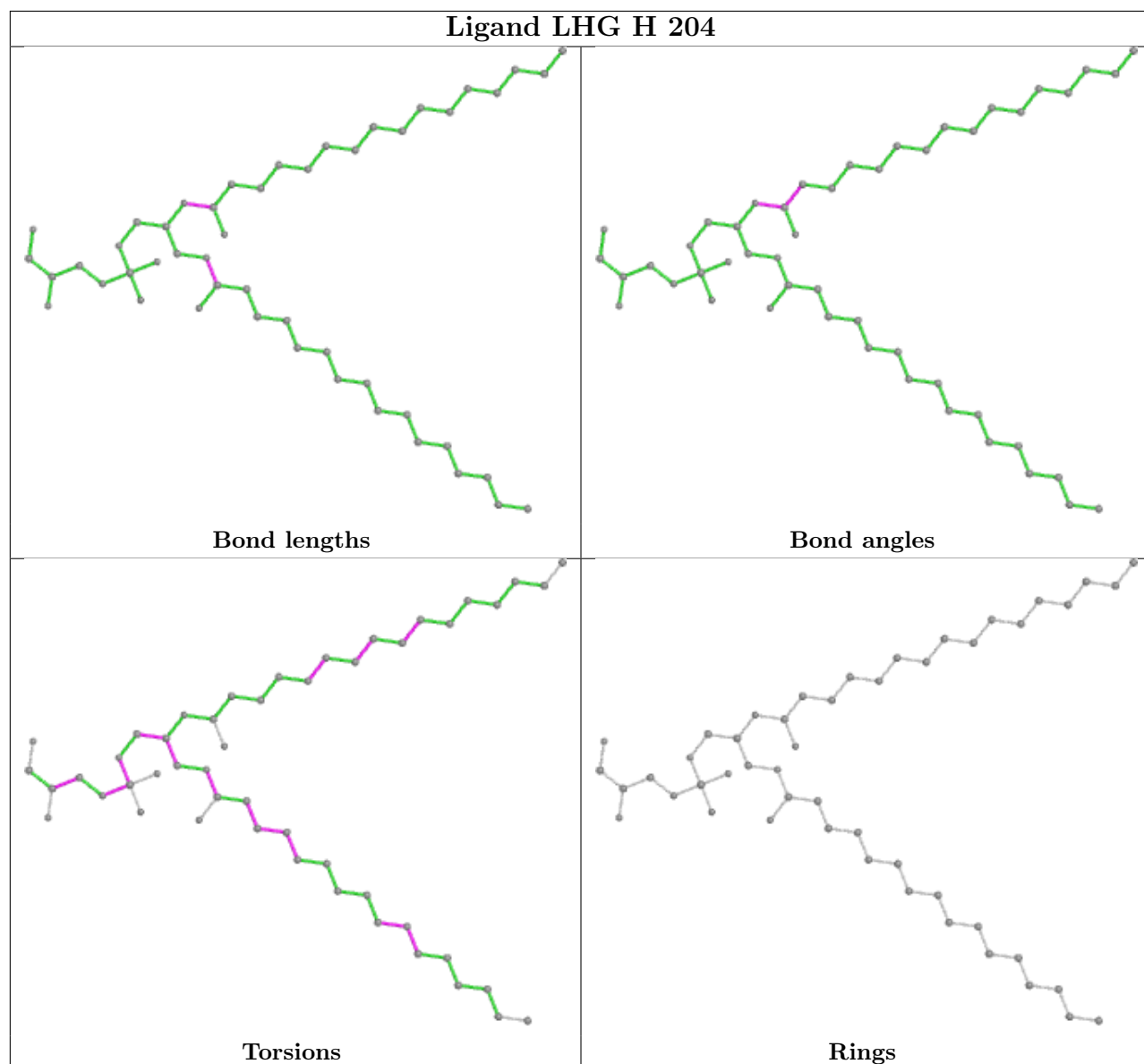




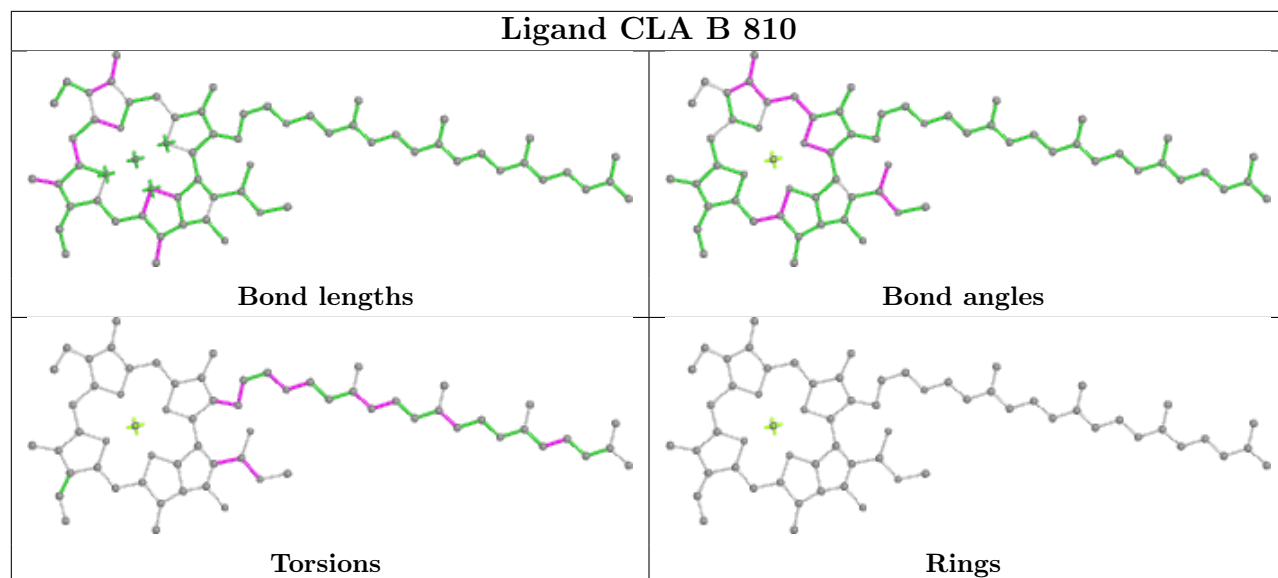
Ligand CLA 4 613



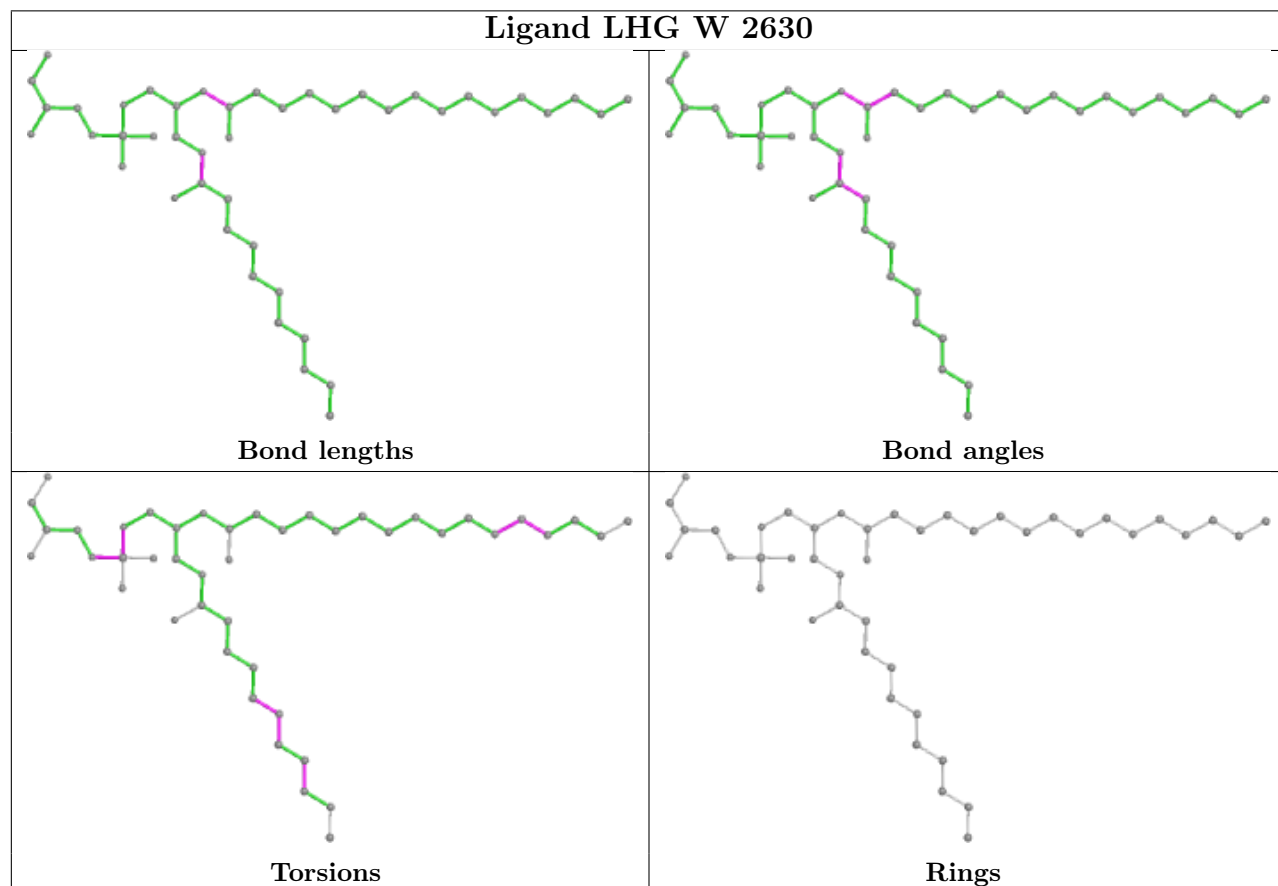
Ligand LHG H 204



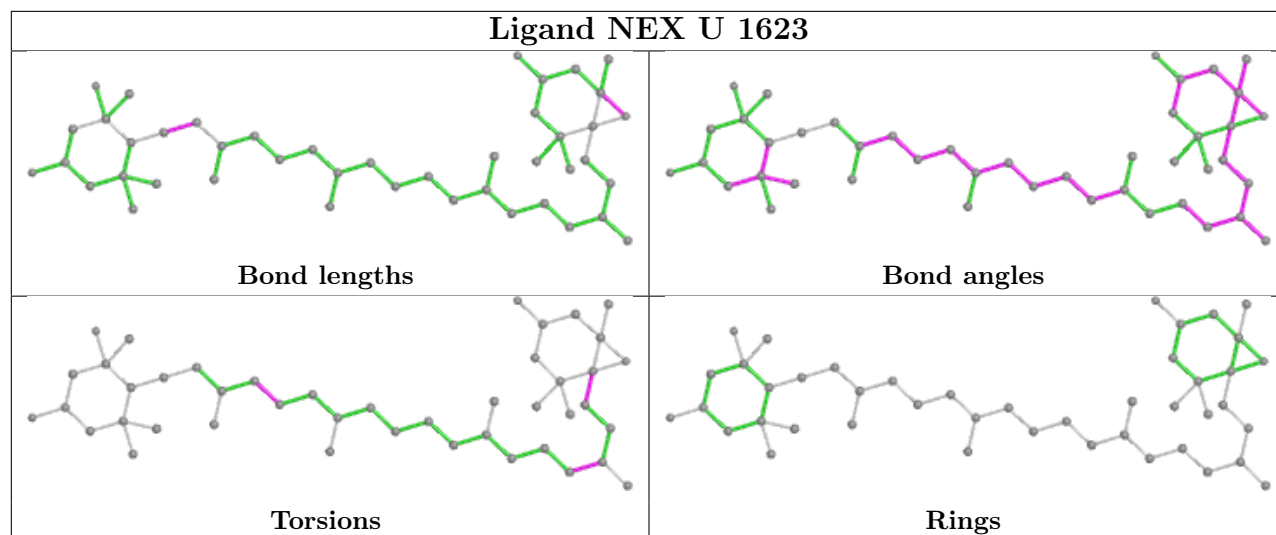
Ligand CLA B 810



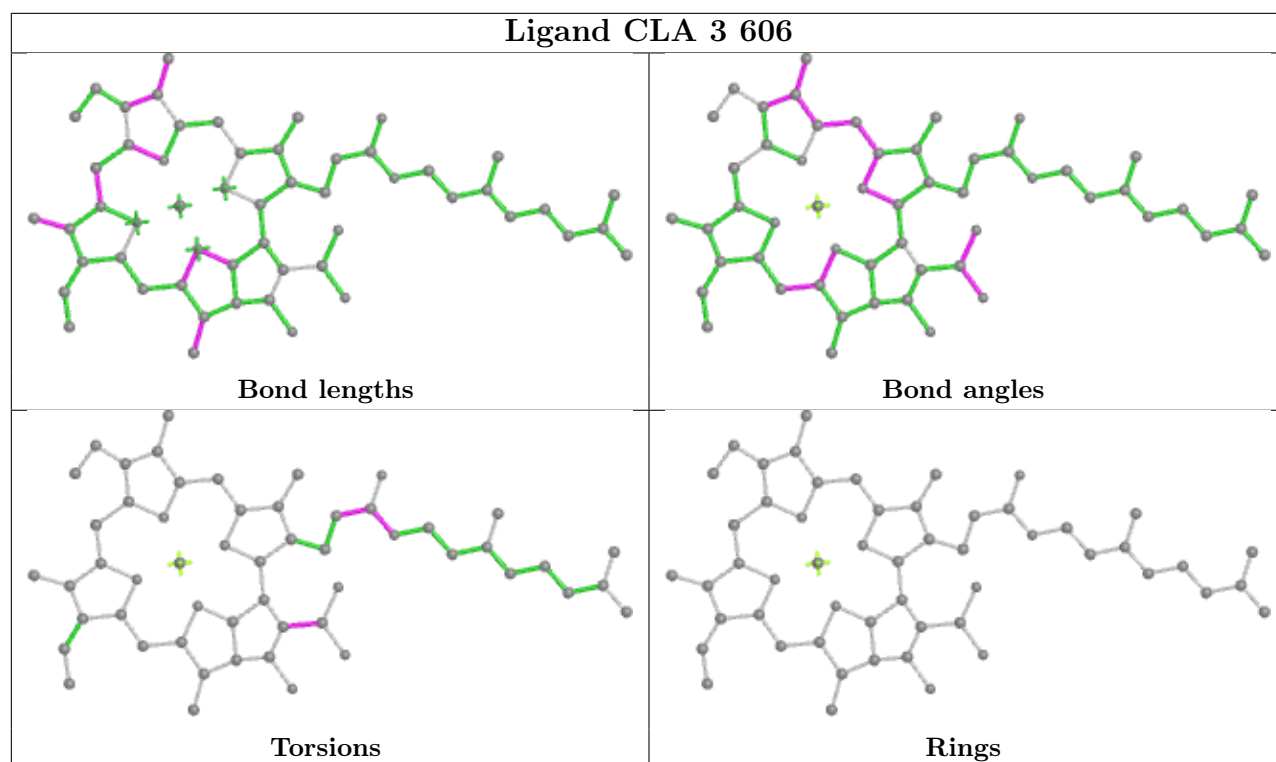
Ligand LHG W 2630



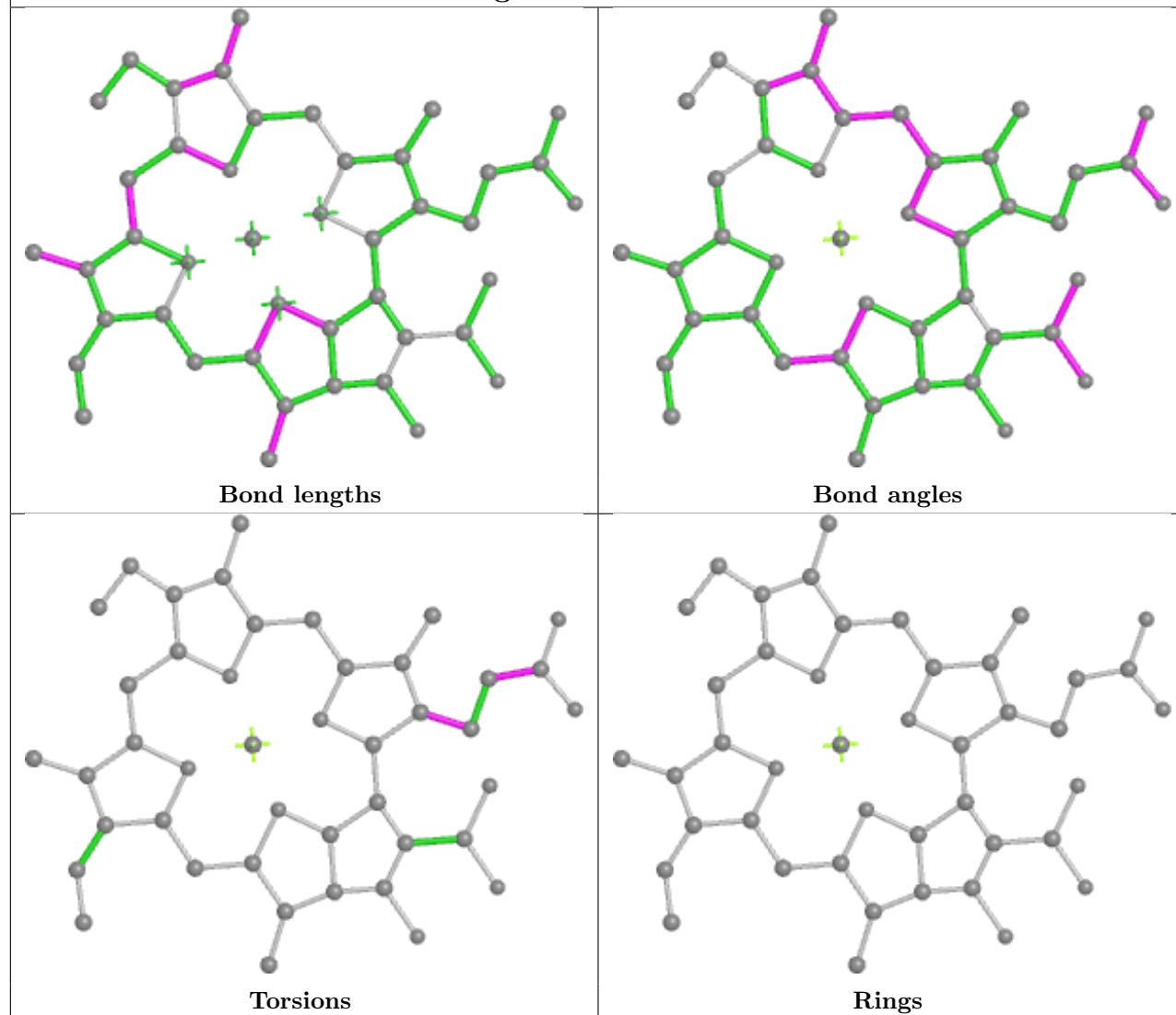
Ligand NEX U 1623



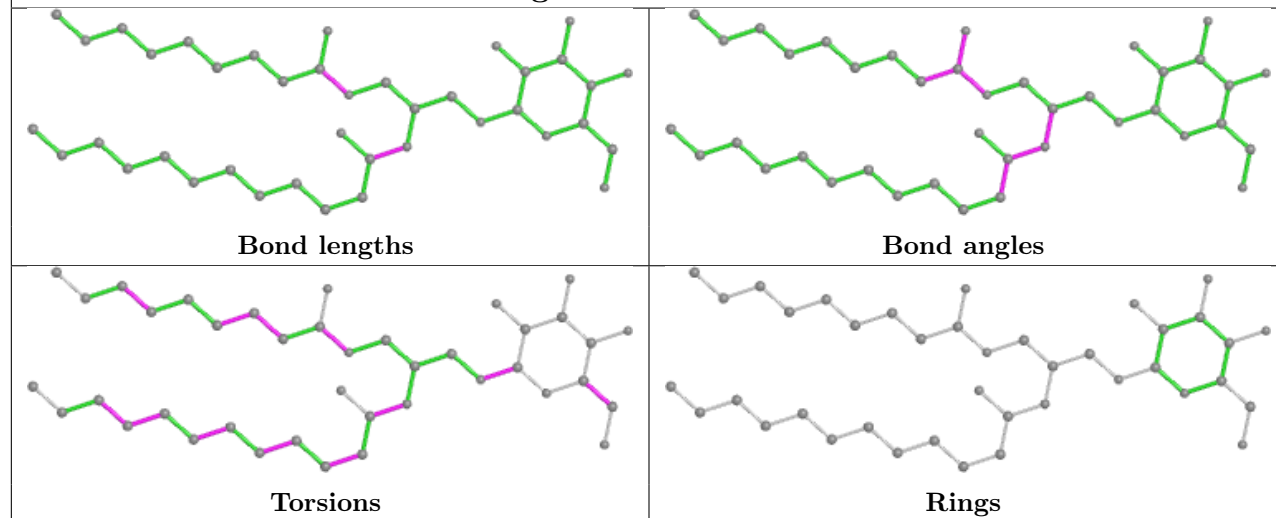
Ligand CLA 3 606

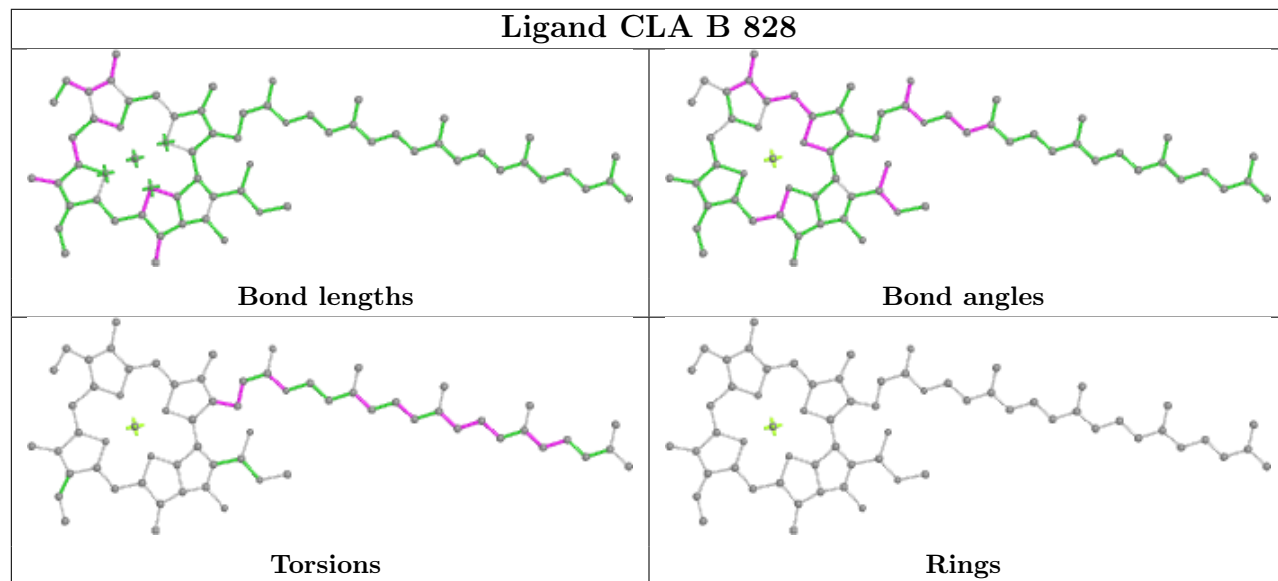
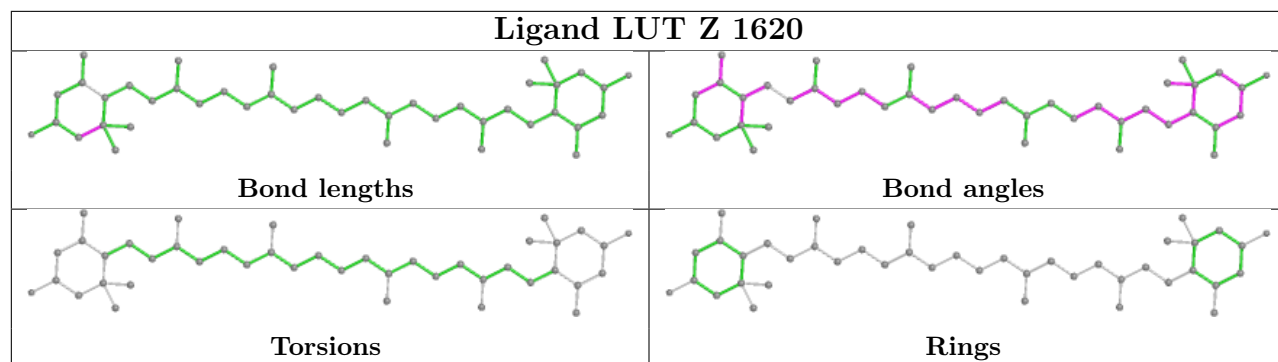


Ligand CLA a 608

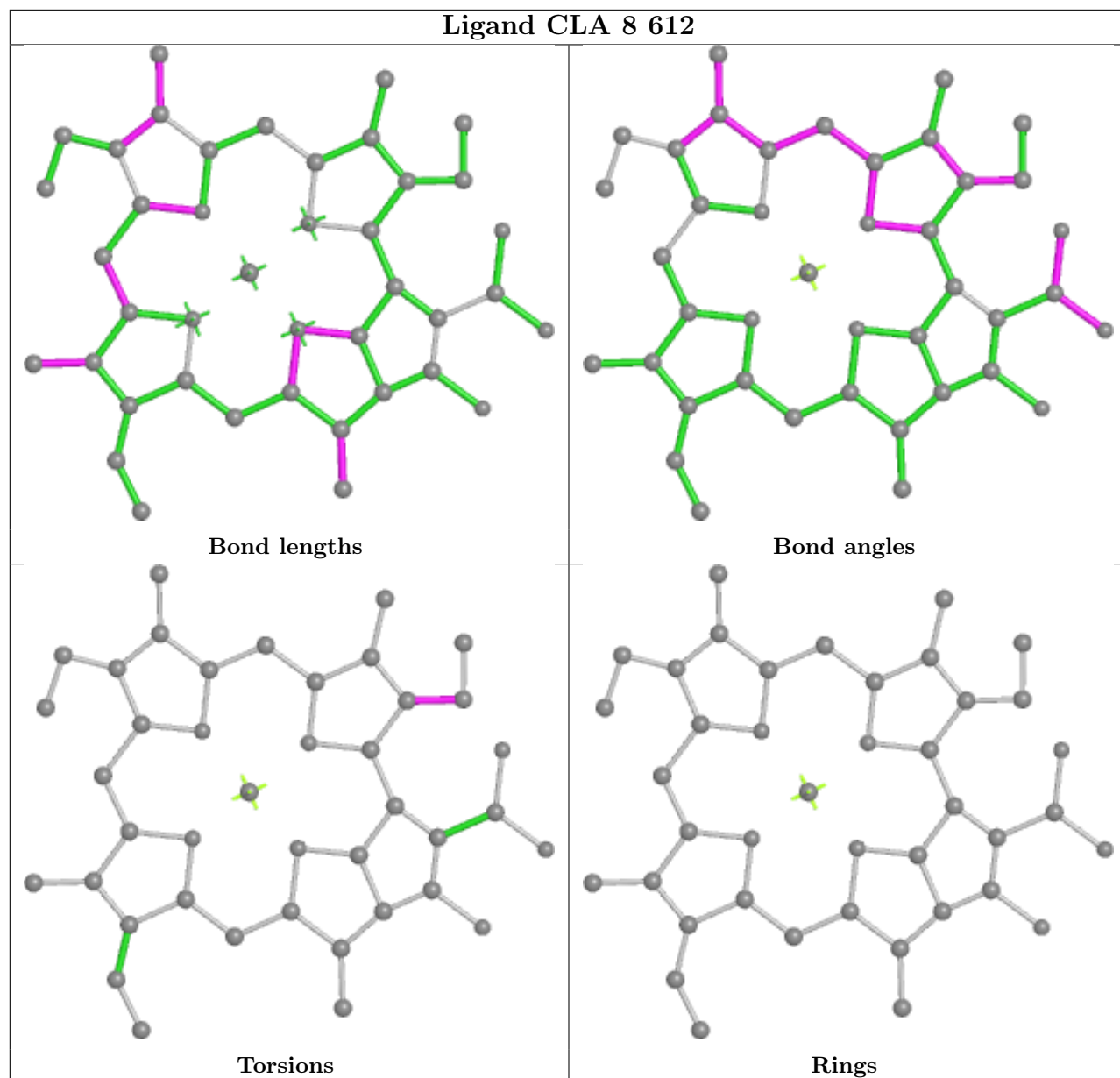


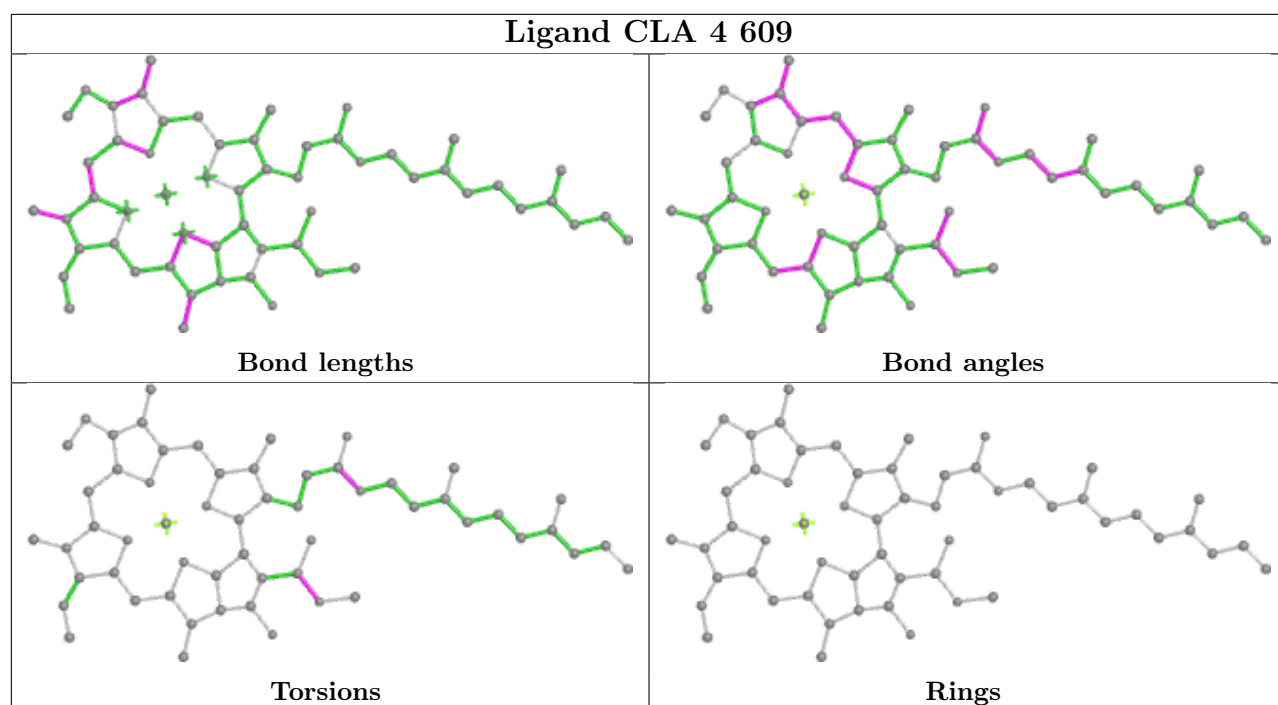
Ligand LMG J 104



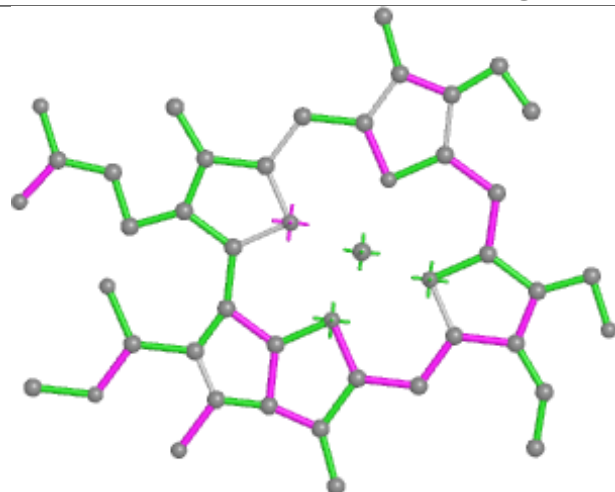


Ligand CLA 8 612

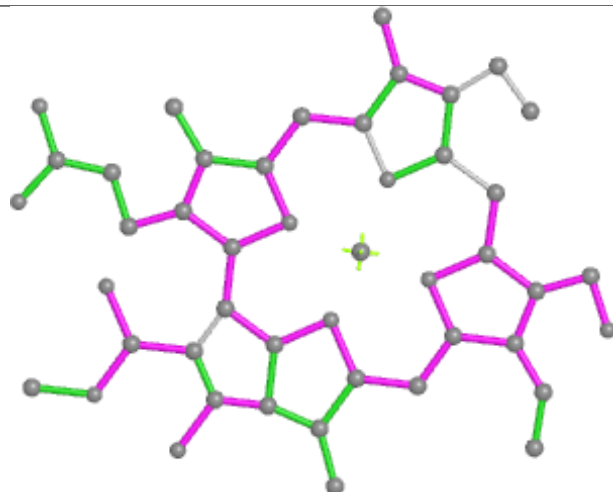




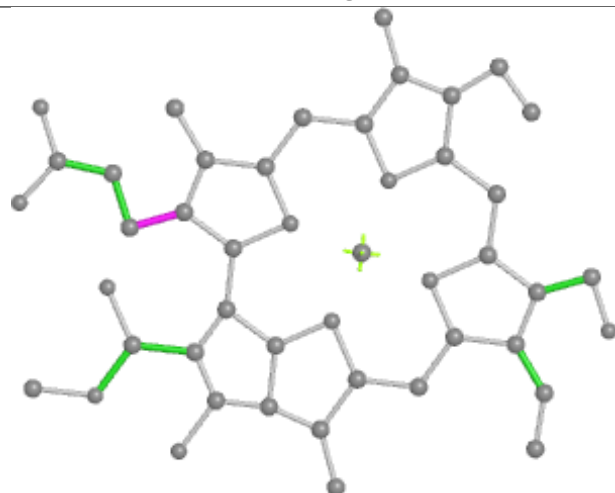
Ligand CHL V 607



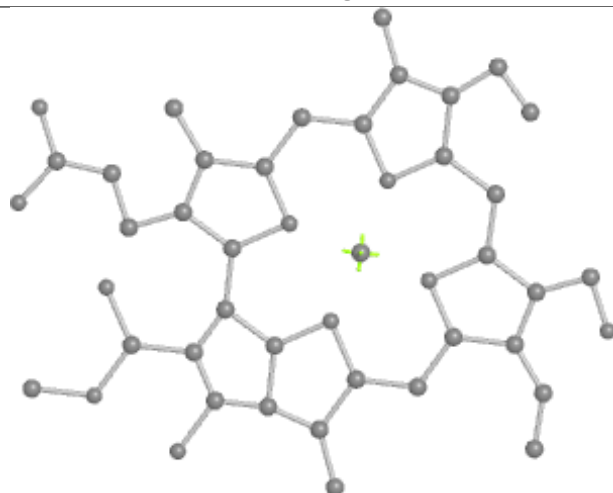
Bond lengths



Bond angles

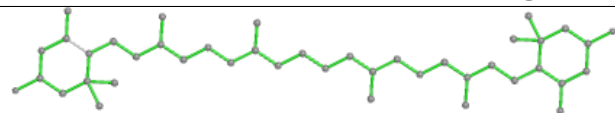


Torsions

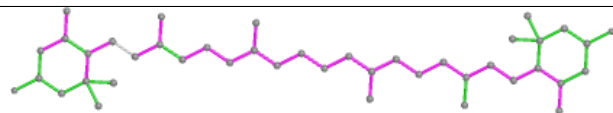


Rings

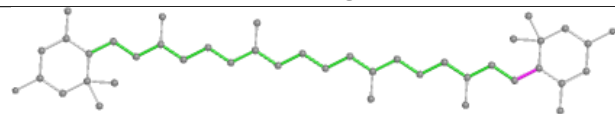
Ligand LUT 9 619



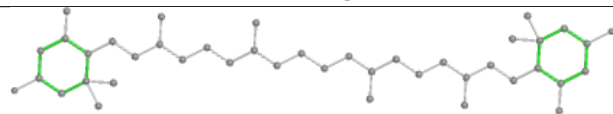
Bond lengths



Bond angles

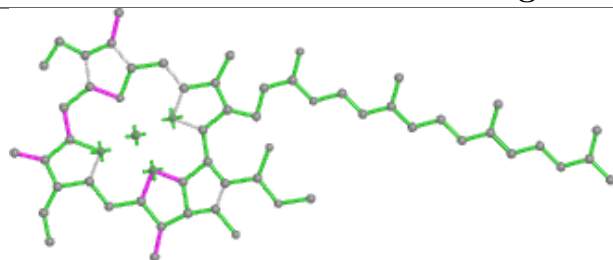


Torsions

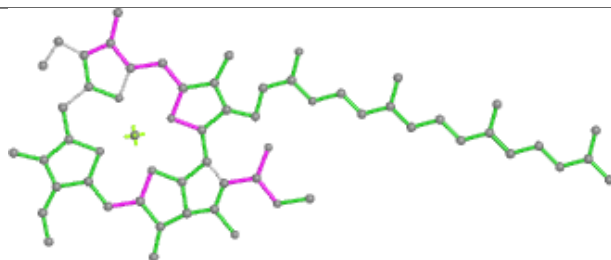


Rings

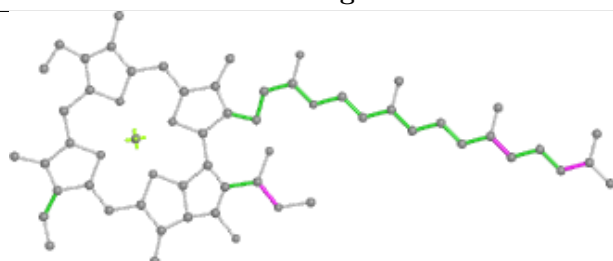
Ligand CLA 4 602



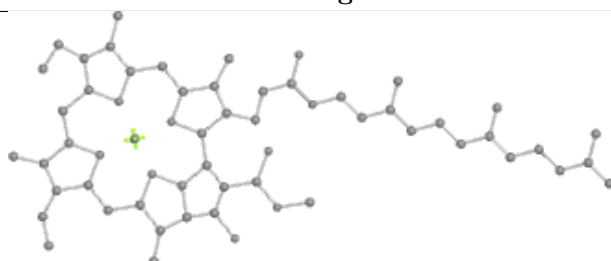
Bond lengths



Bond angles

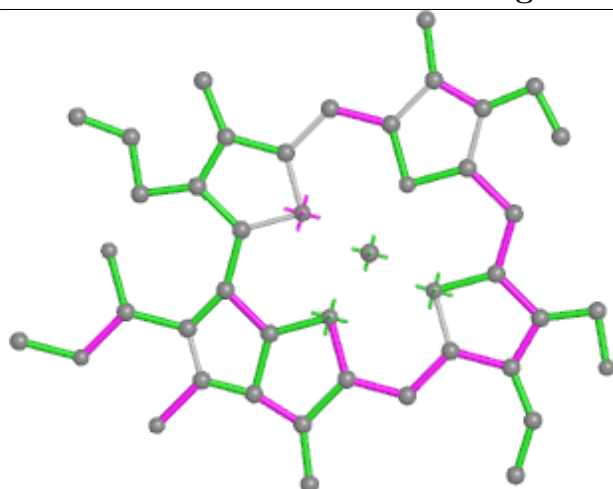


Torsions

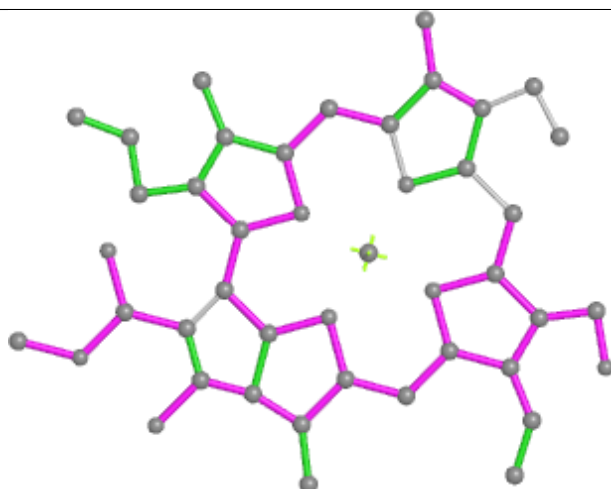


Rings

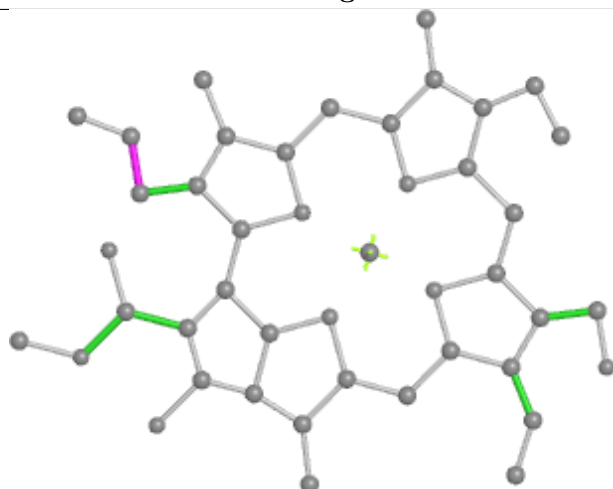
Ligand CHL Z 605



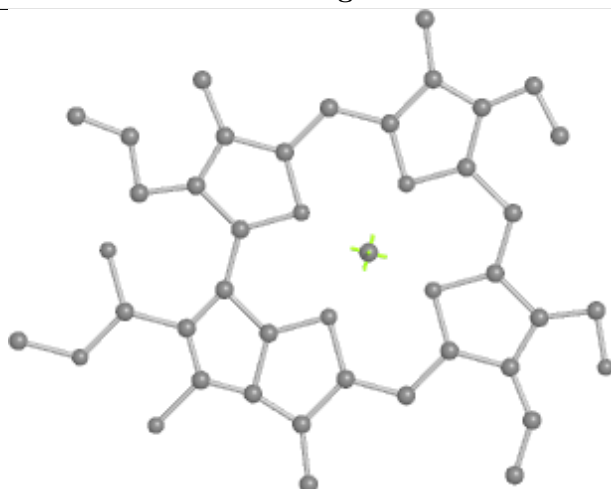
Bond lengths



Bond angles

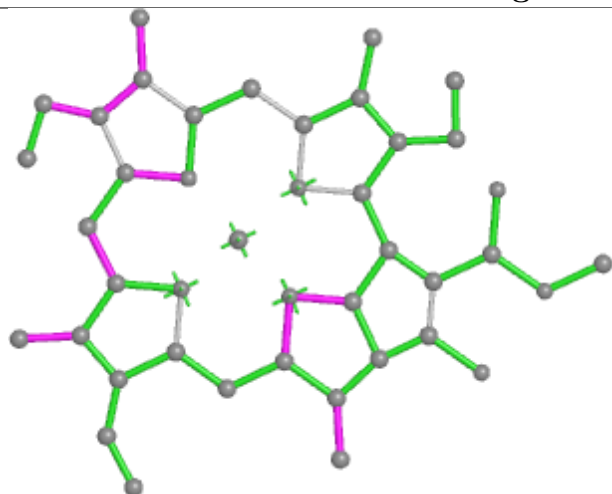


Torsions

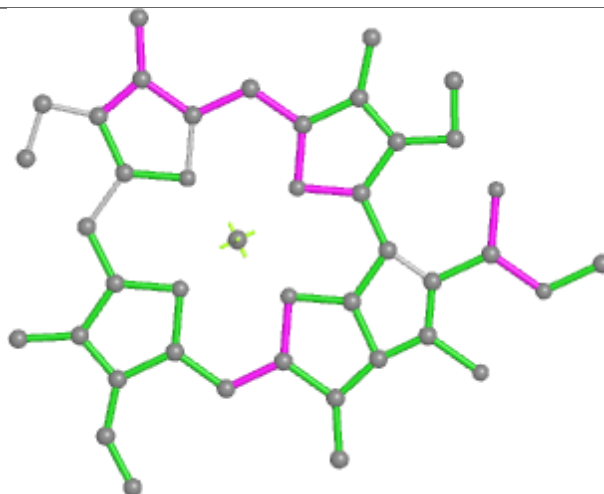


Rings

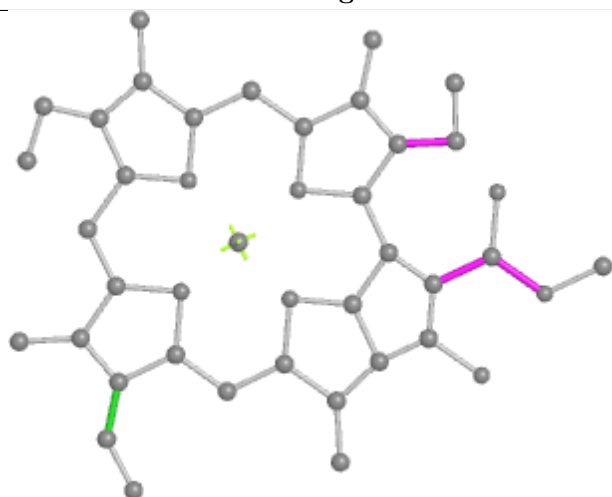
Ligand CLA U 611



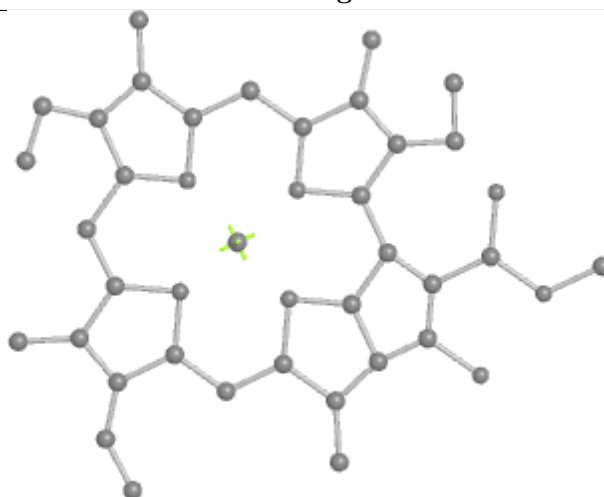
Bond lengths



Bond angles

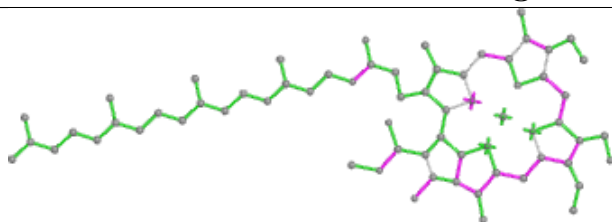


Torsions

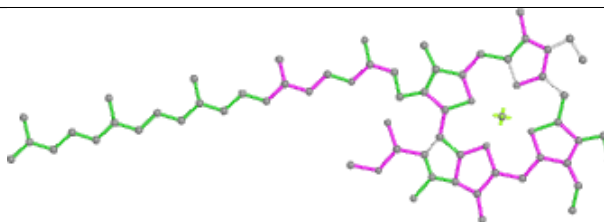


Rings

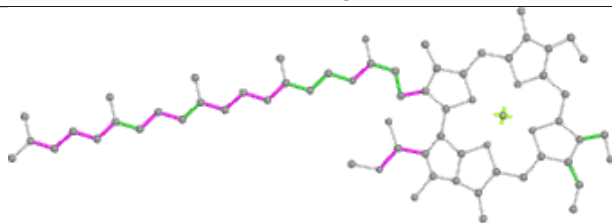
Ligand CHL Y 601



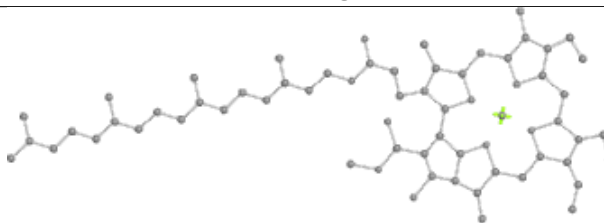
Bond lengths



Bond angles

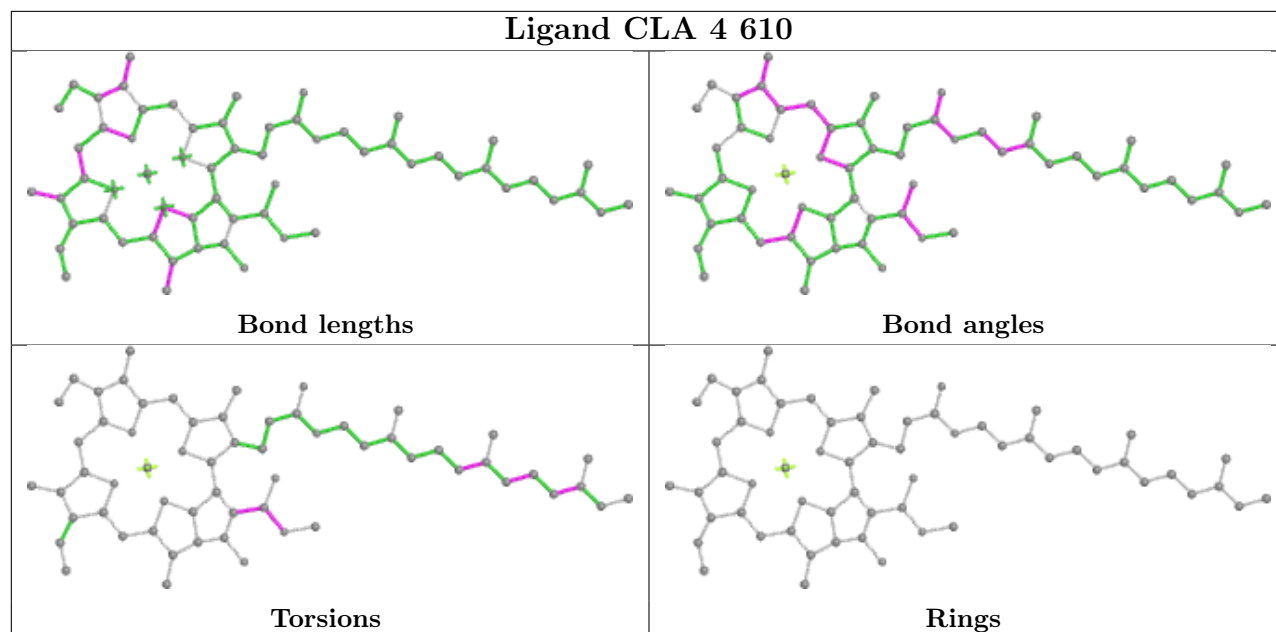


Torsions

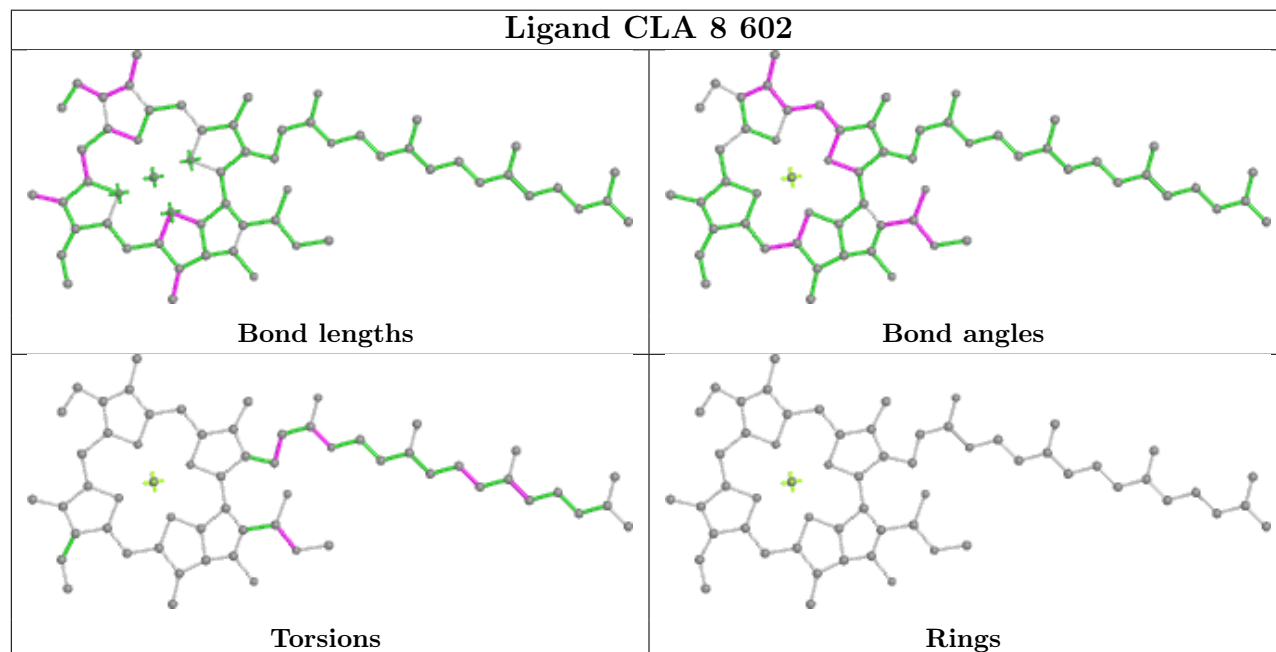


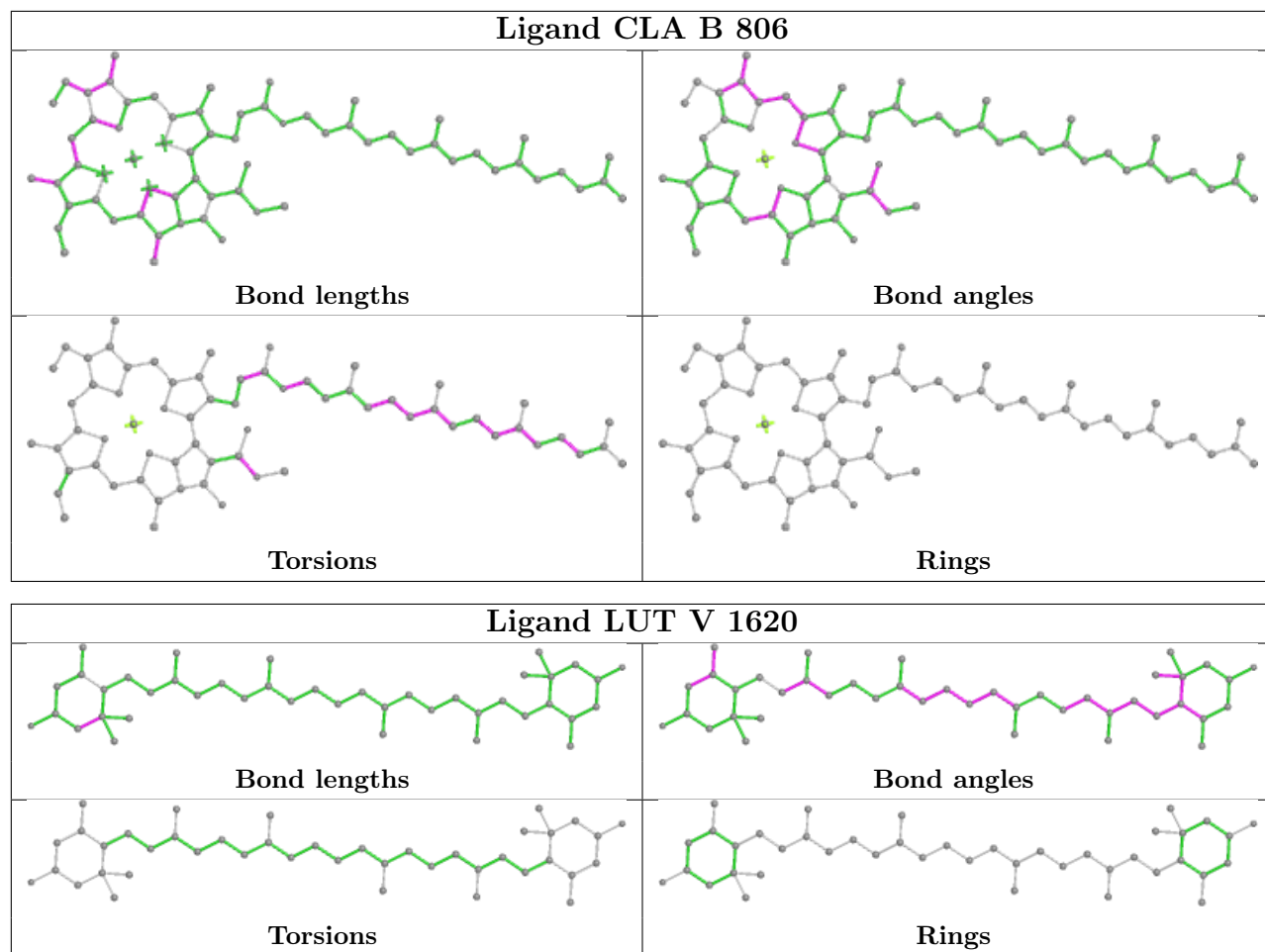
Rings

Ligand CLA 4 610

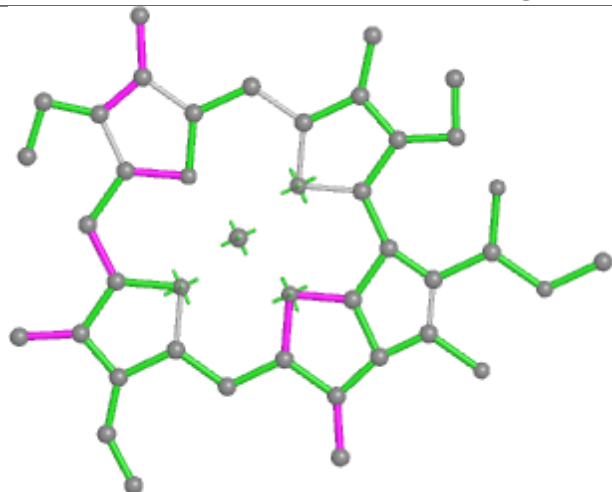


Ligand CLA 8 602

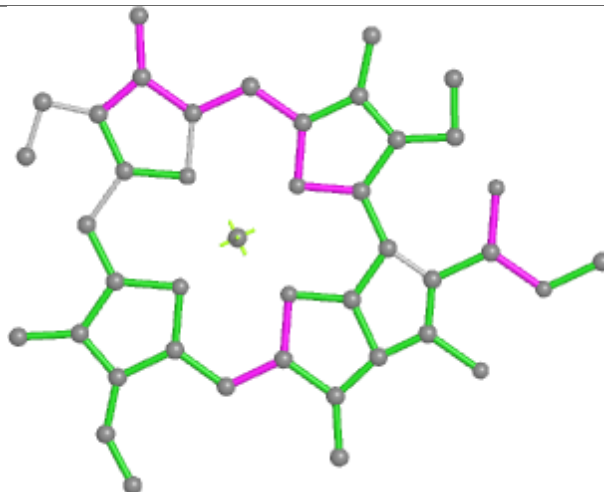




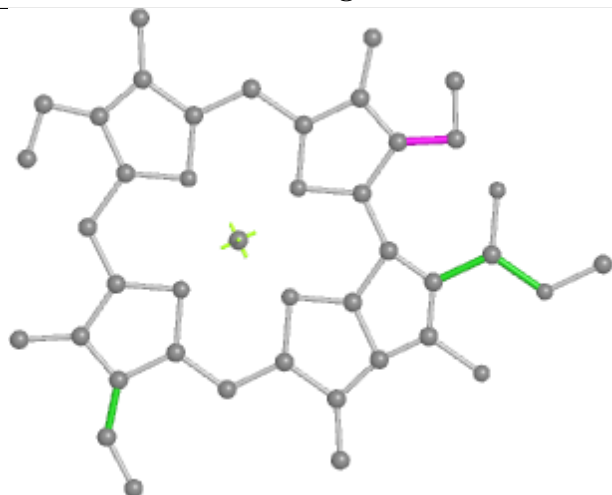
Ligand CLA 6 611



Bond lengths



Bond angles

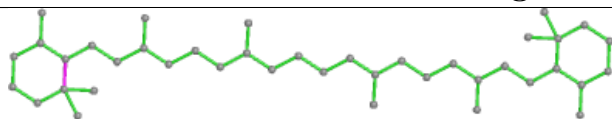


Torsions

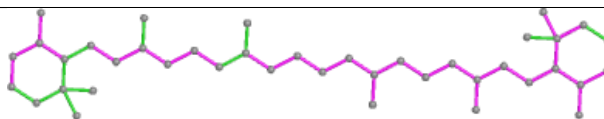


Rings

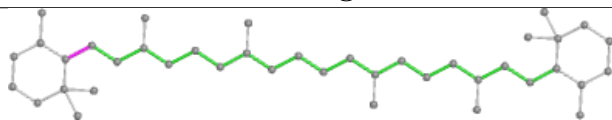
Ligand BCR A 851



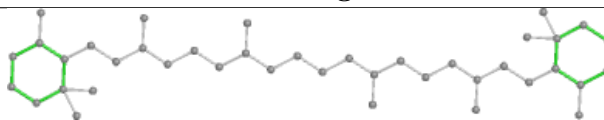
Bond lengths



Bond angles

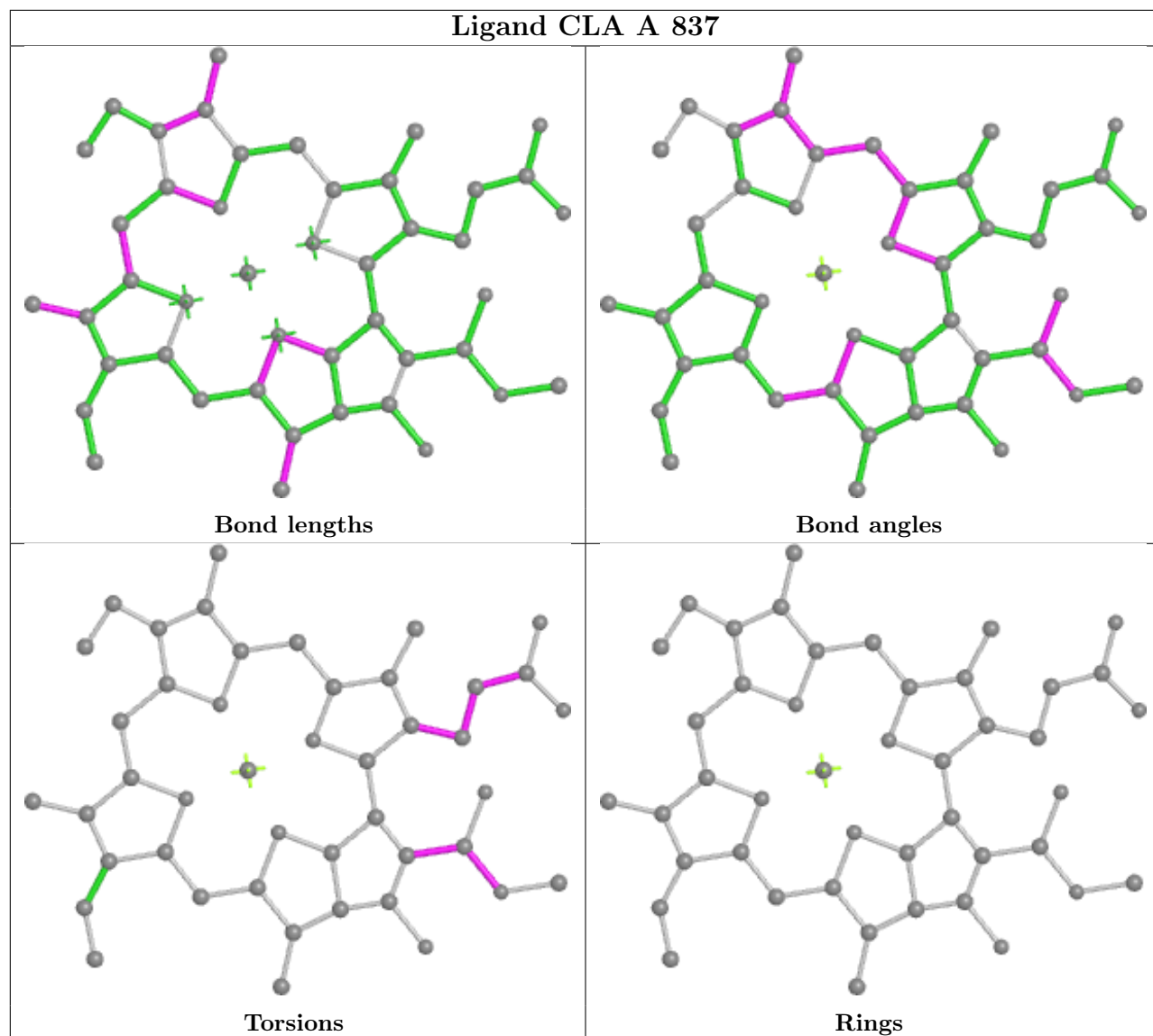


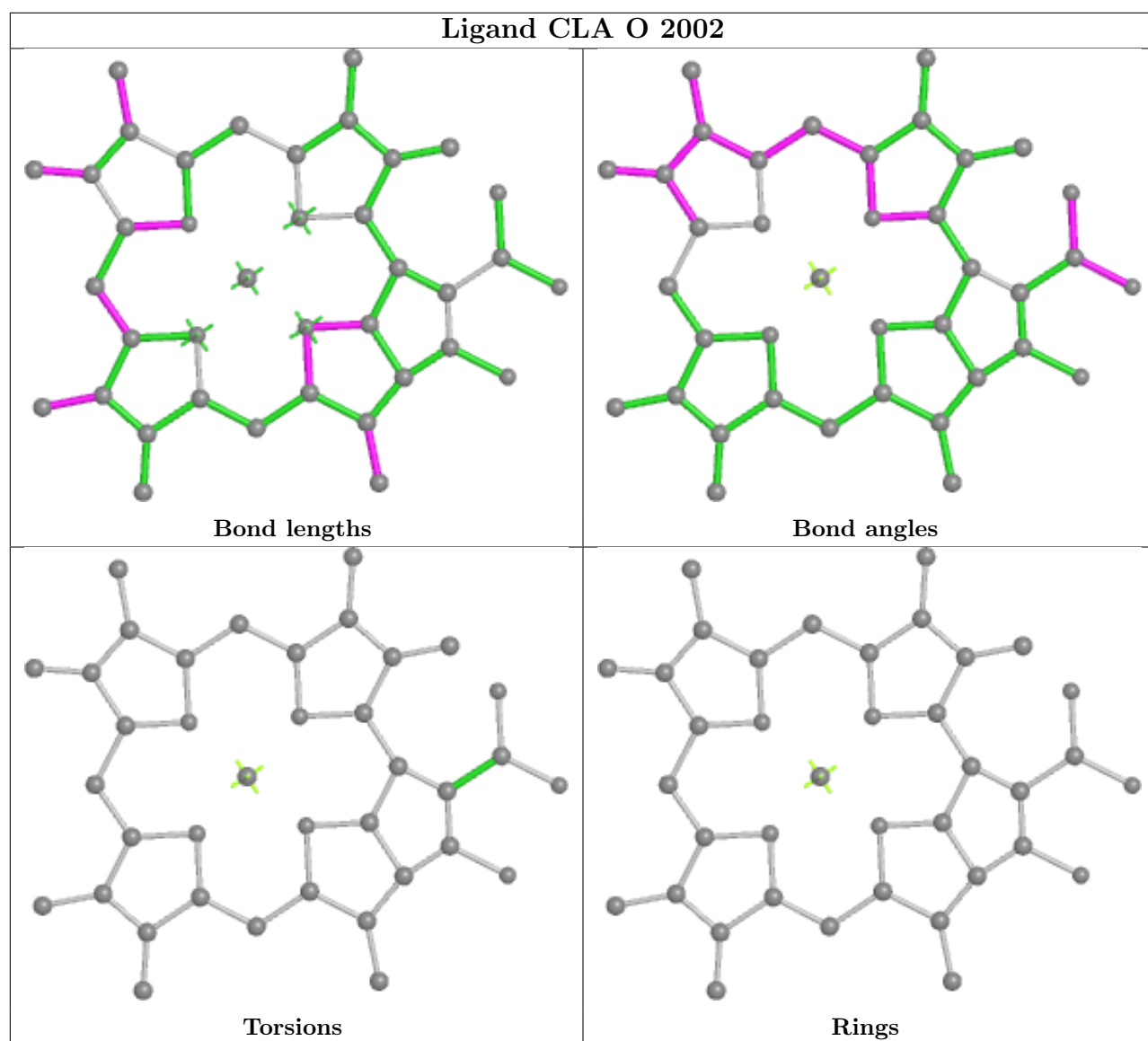
Torsions



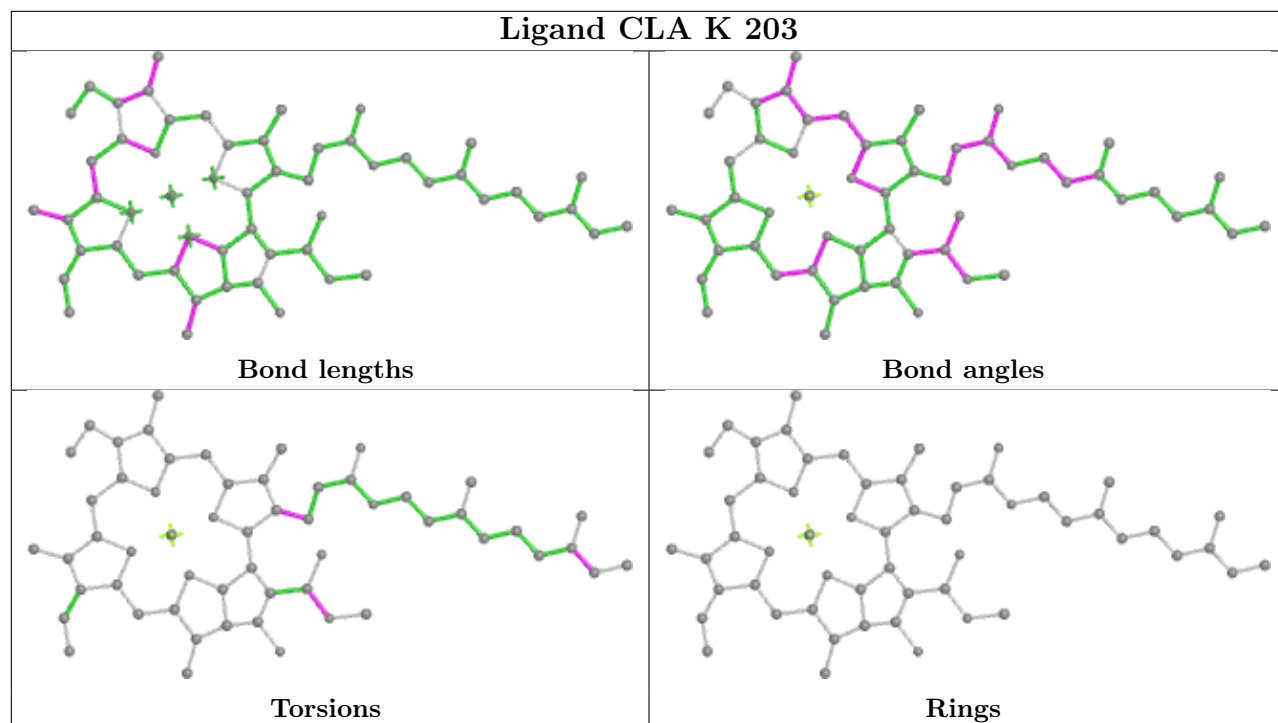
Rings

Ligand CLA A 837

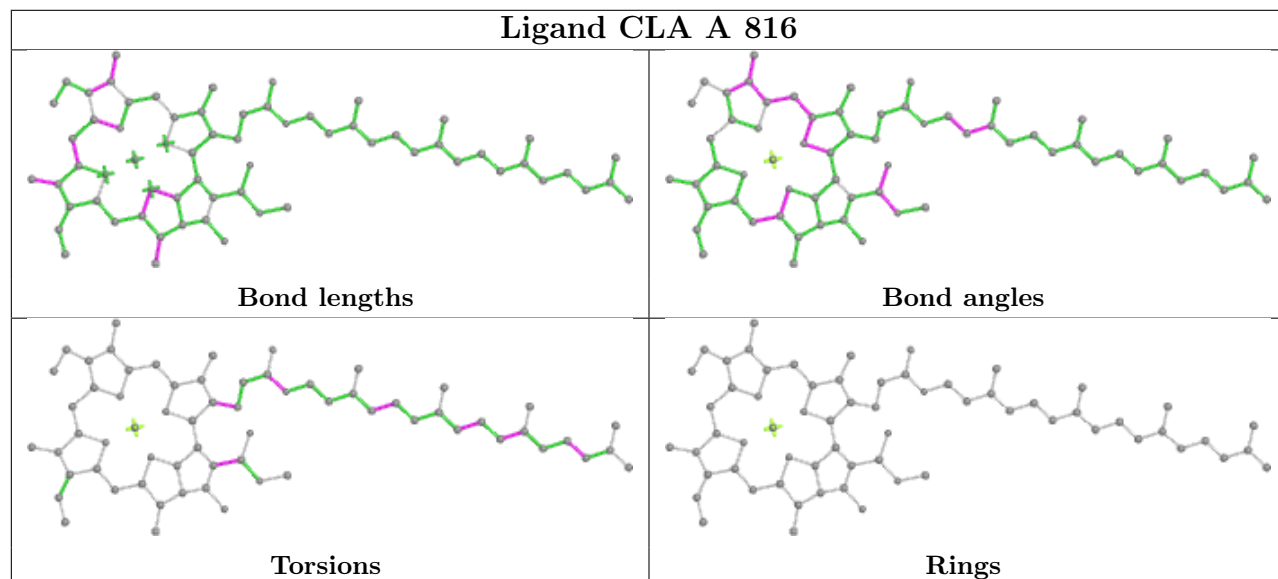




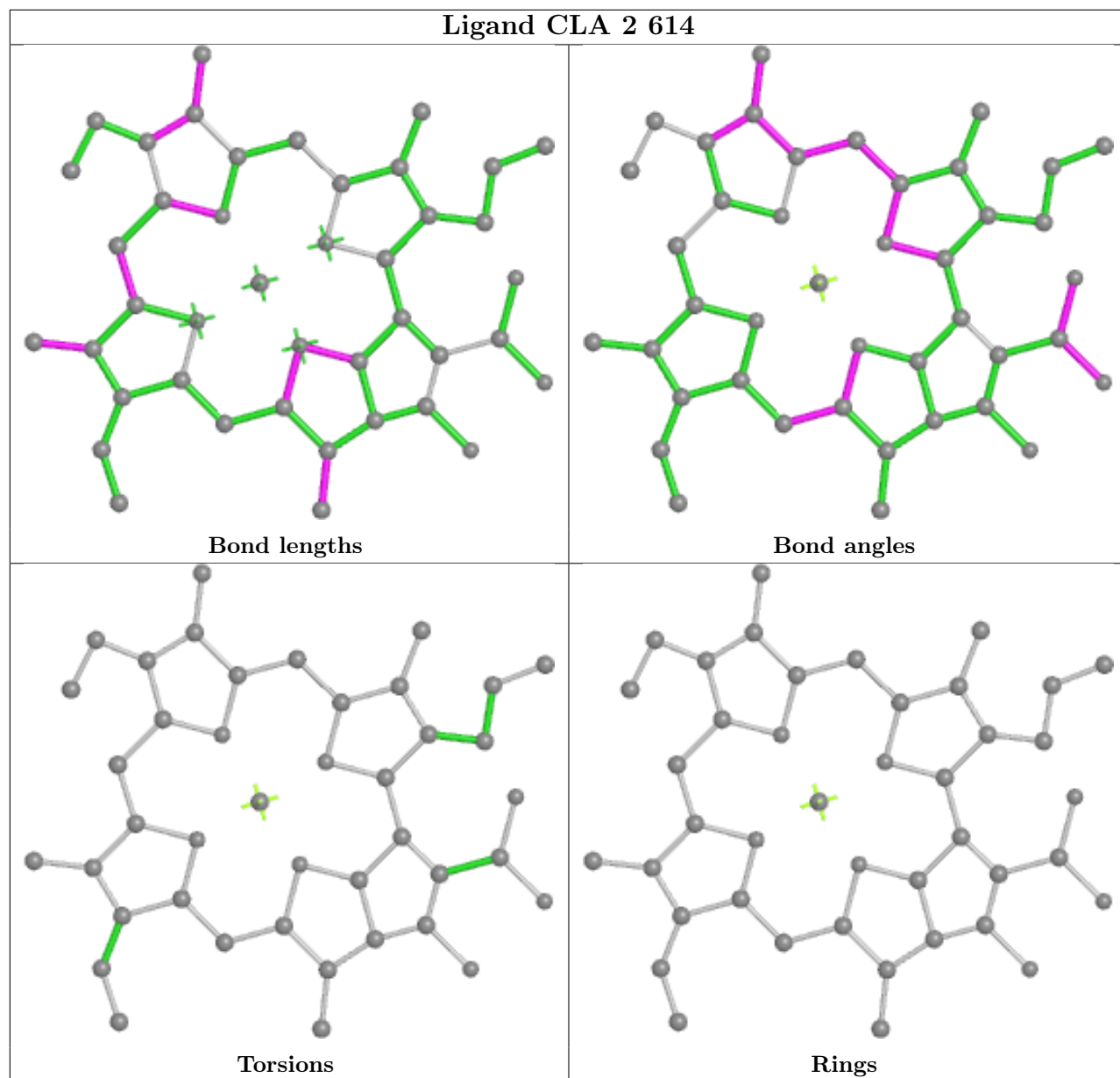
Ligand CLA K 203

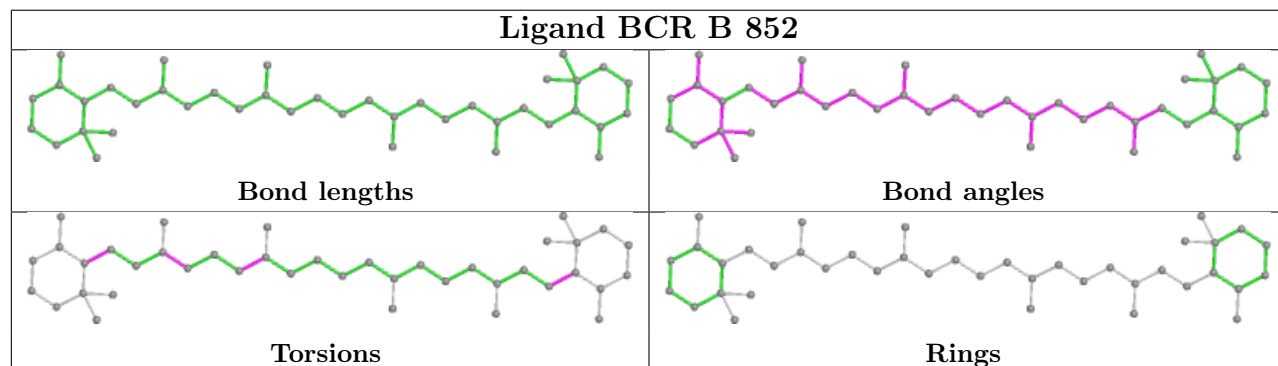
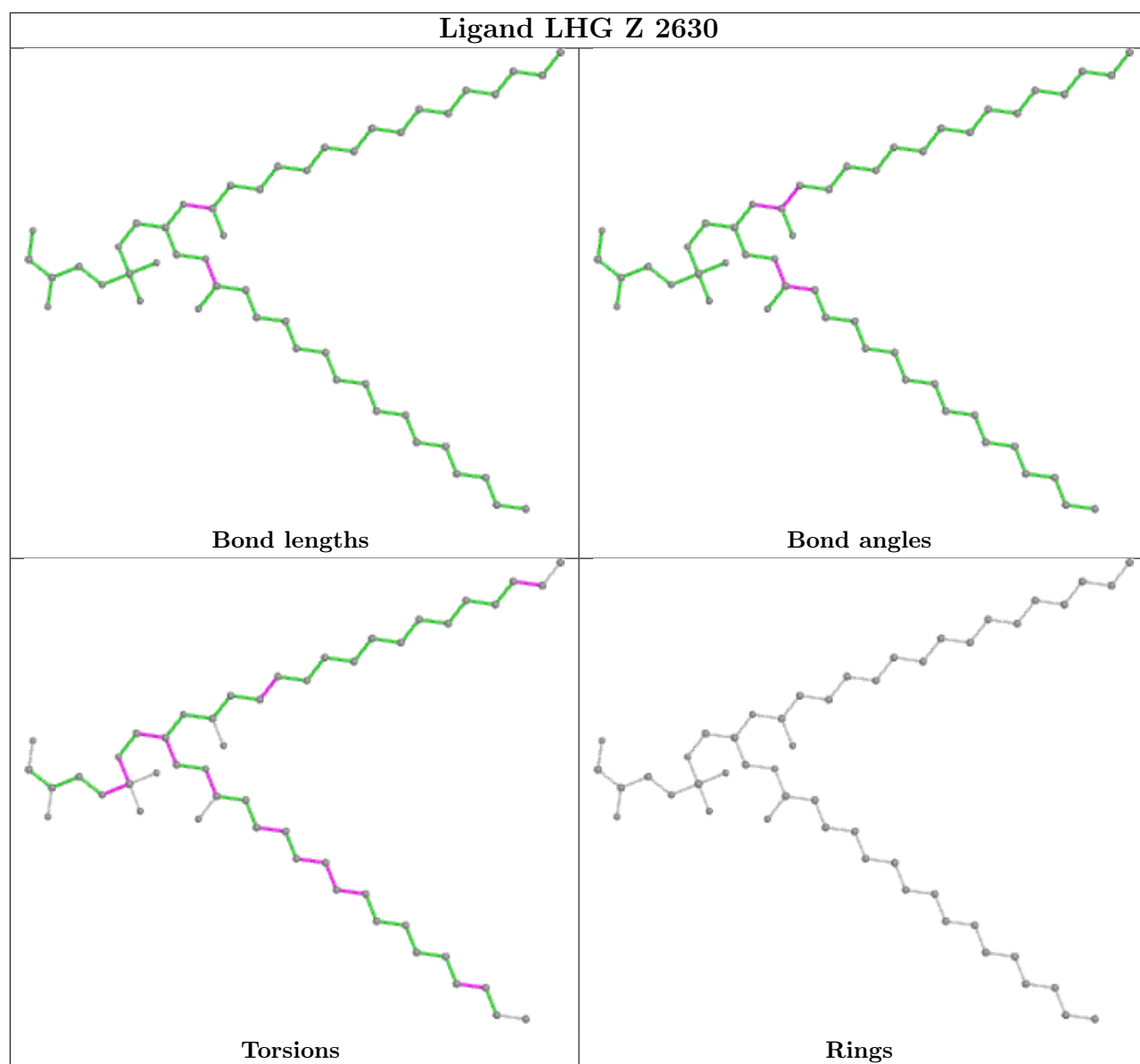


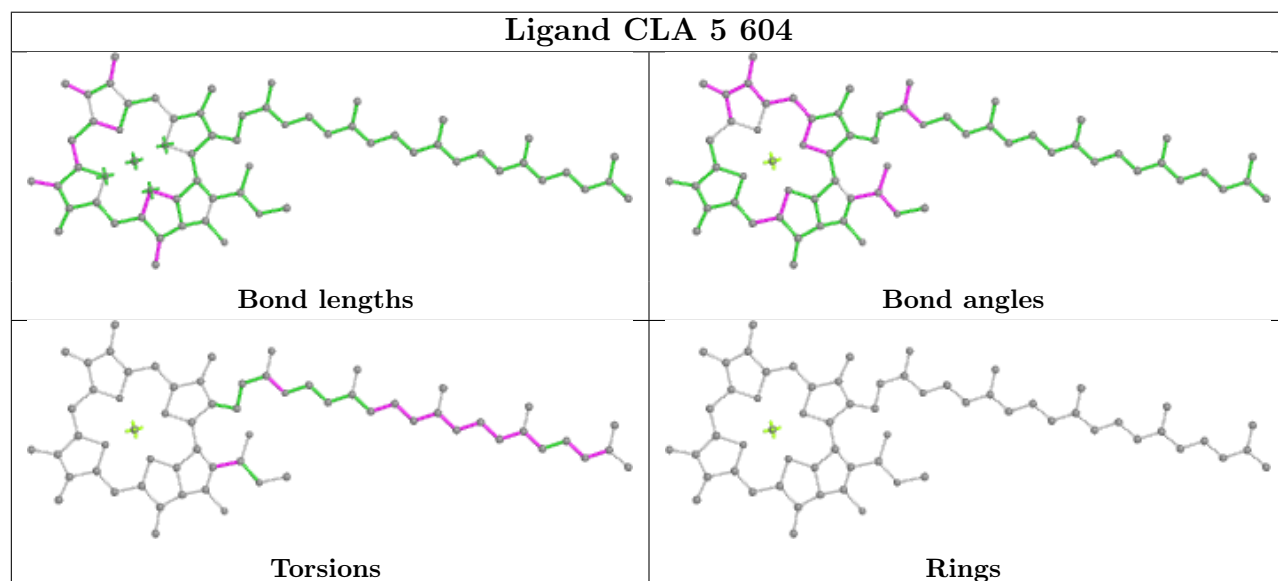
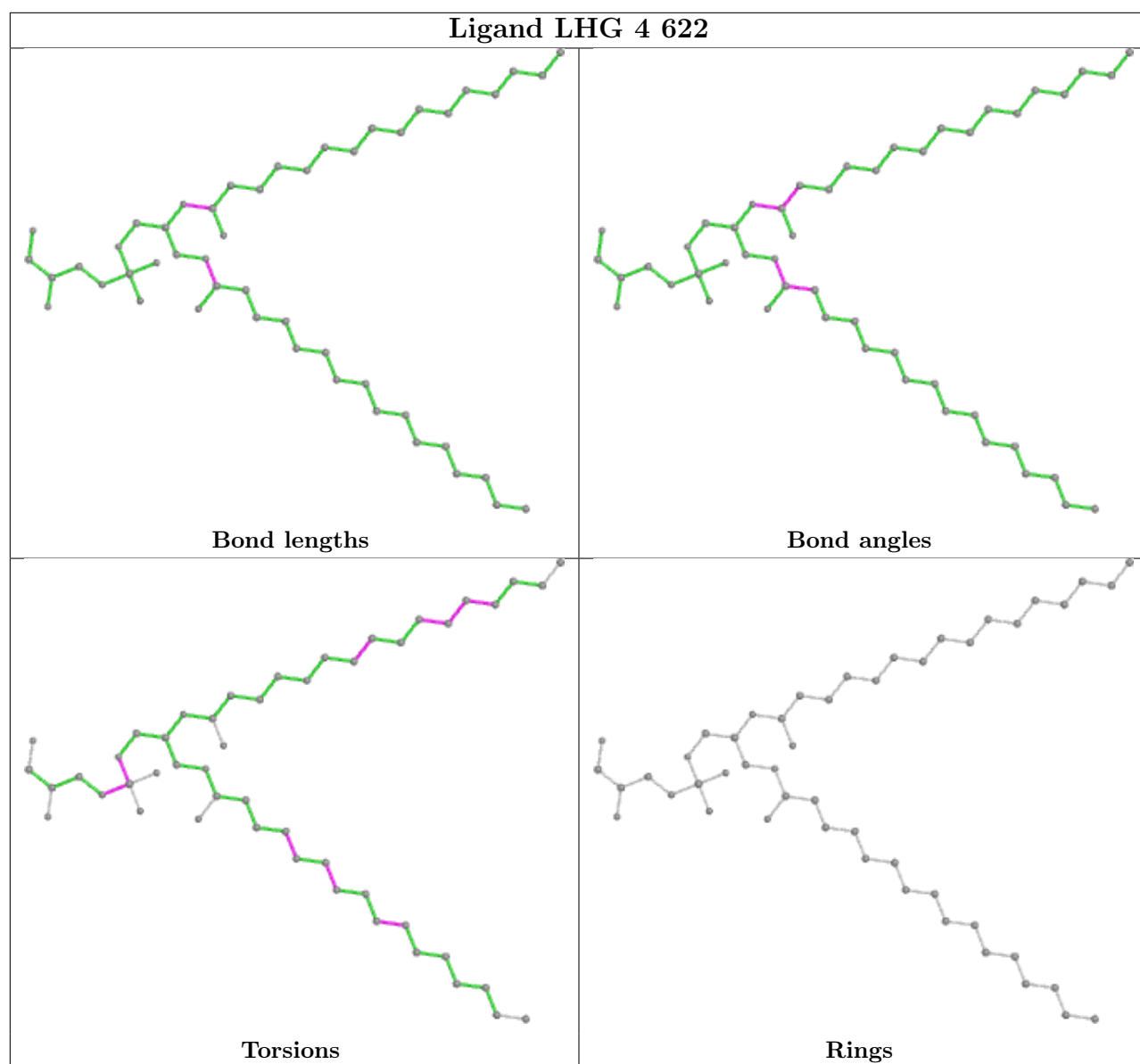
Ligand CLA A 816



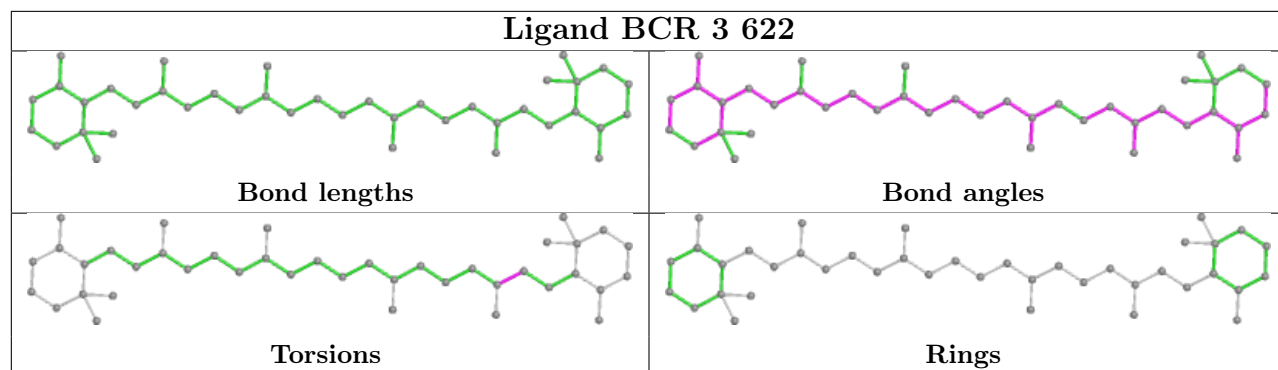
Ligand CLA 2 614



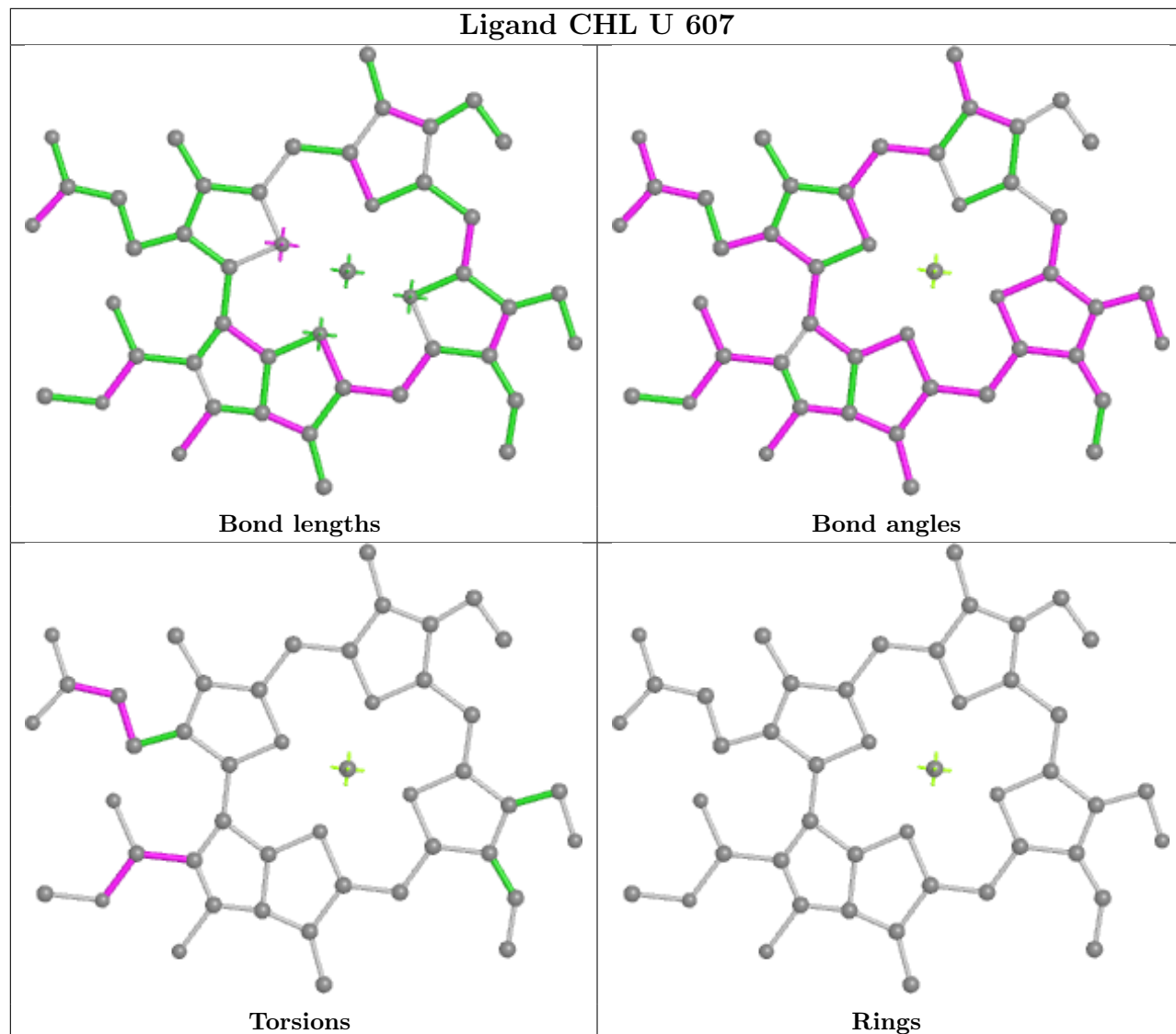




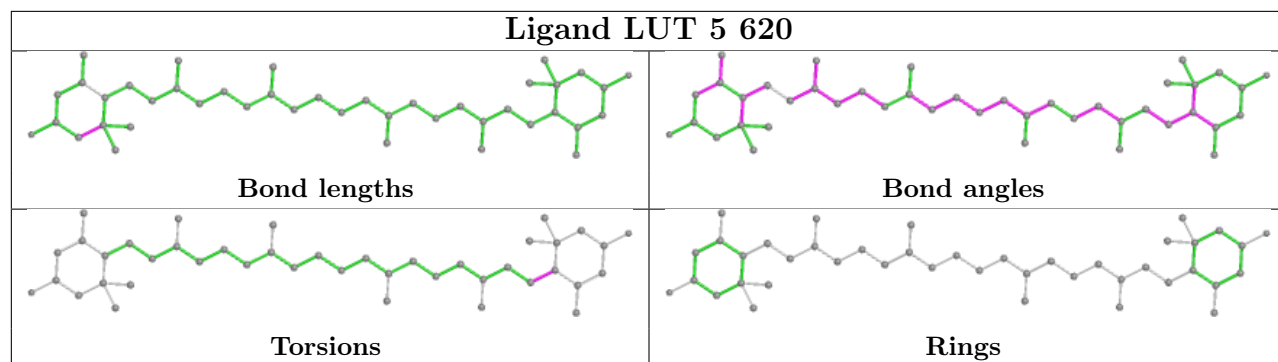
Ligand BCR 3 622



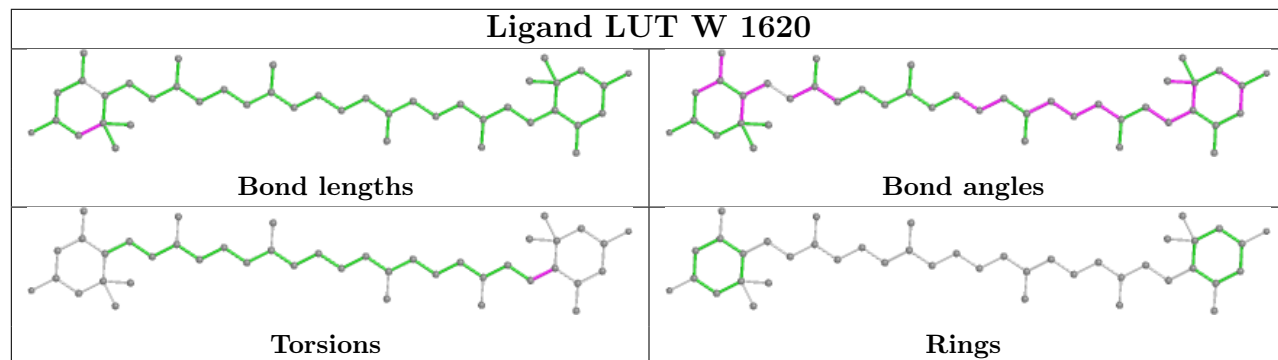
Ligand CHL U 607



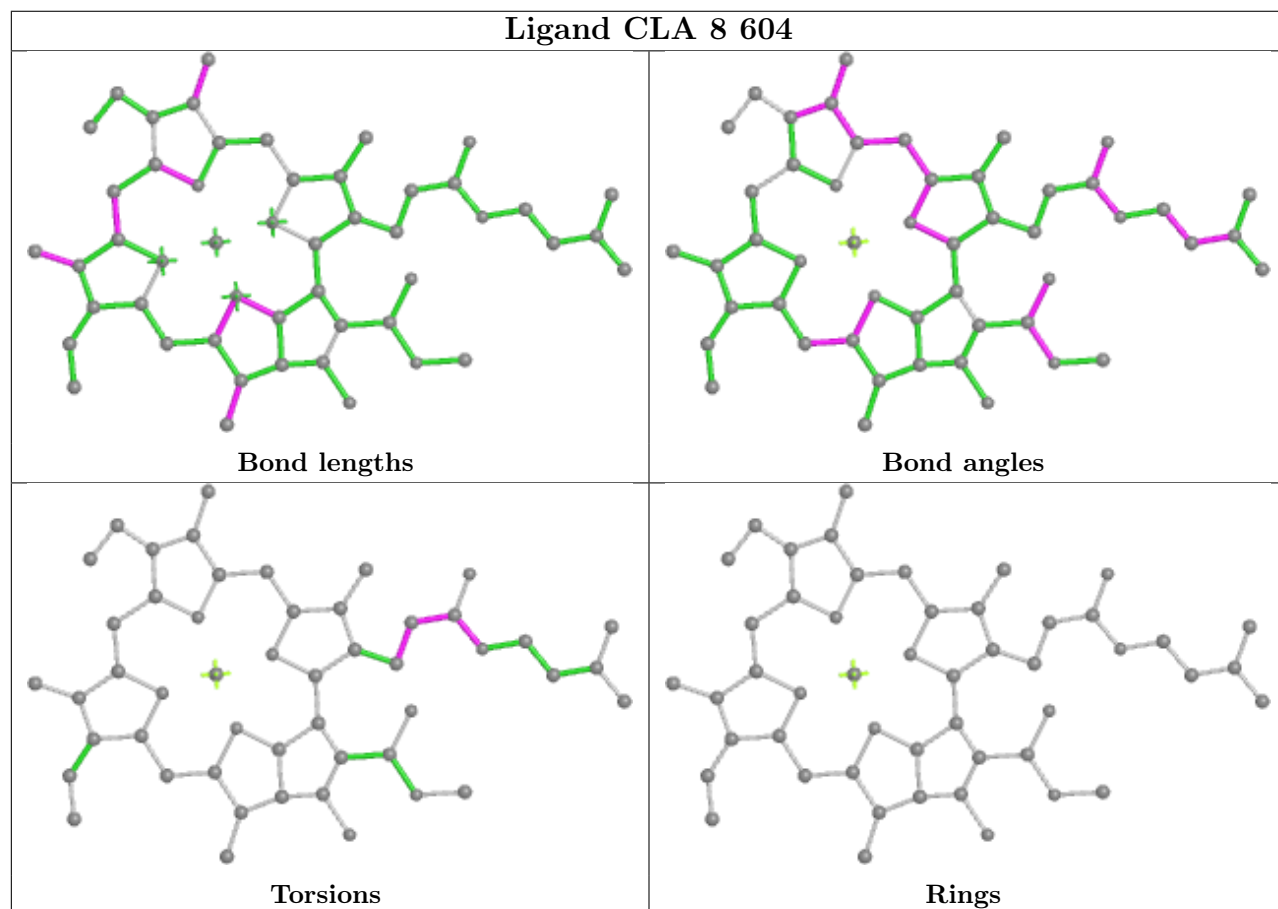
Ligand LUT 5 620

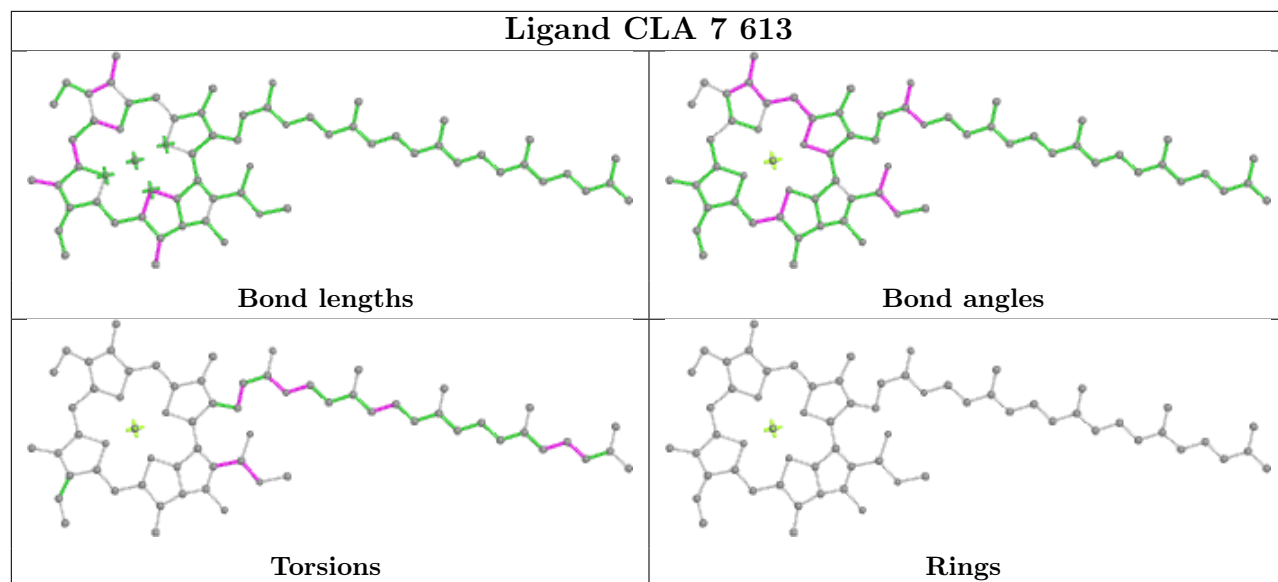
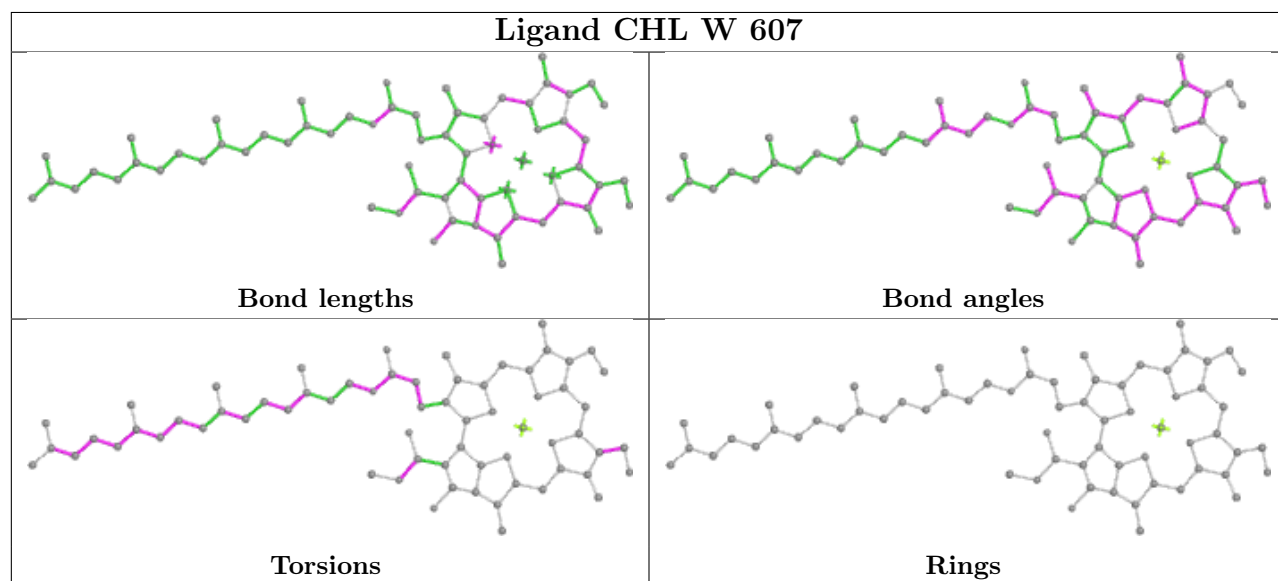


Ligand LUT W 1620

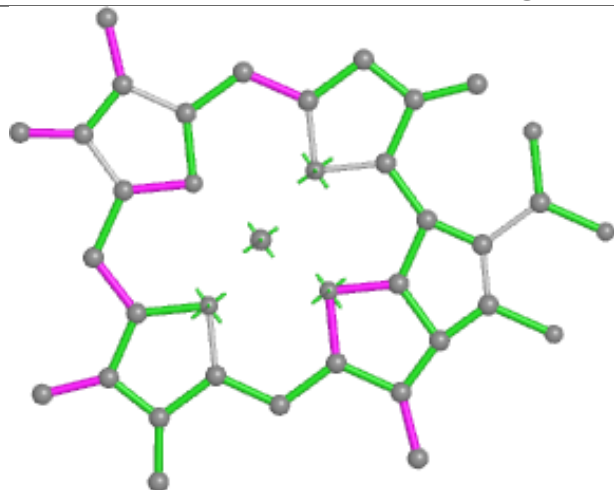


Ligand CLA 8 604

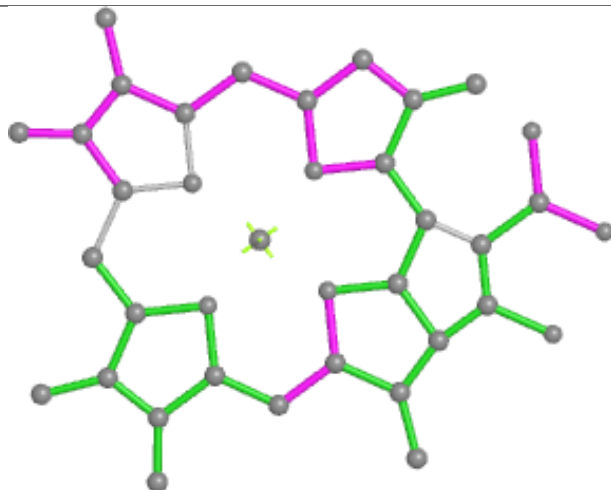


Ligand CLA 7 613**Ligand CHL W 607**

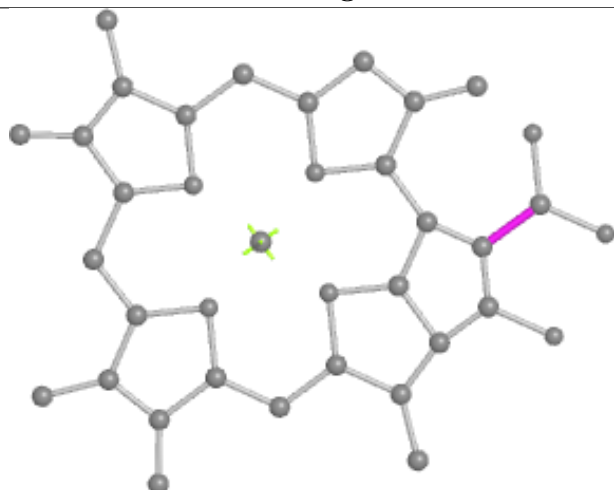
Ligand CLA 1 614



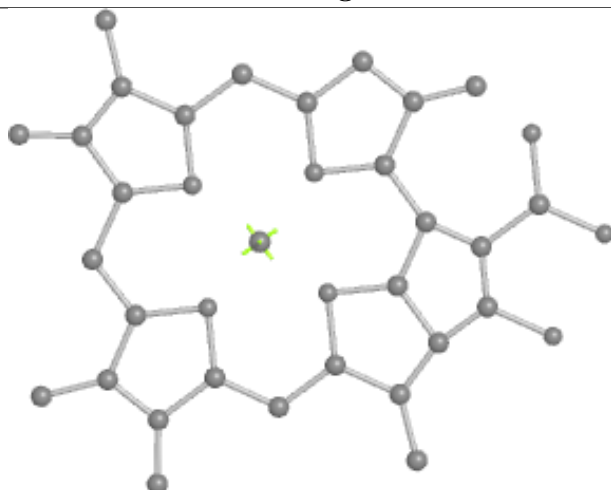
Bond lengths



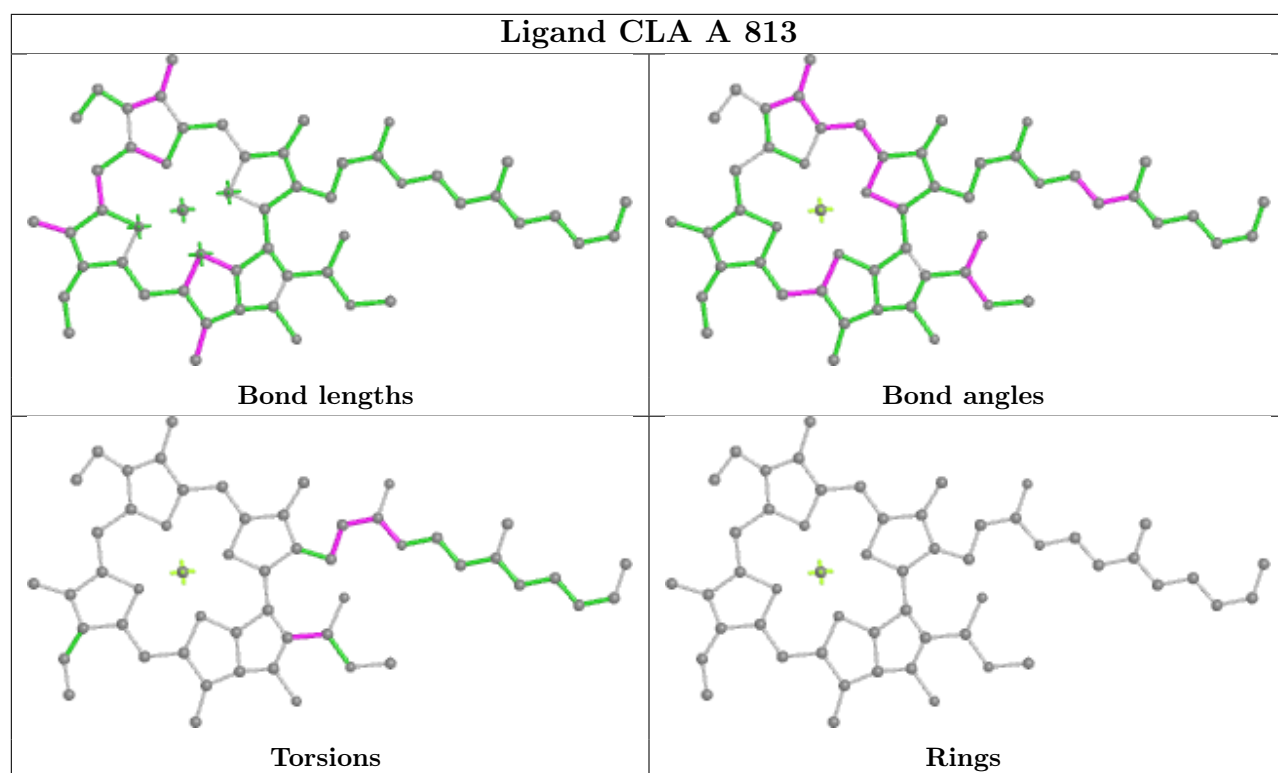
Bond angles

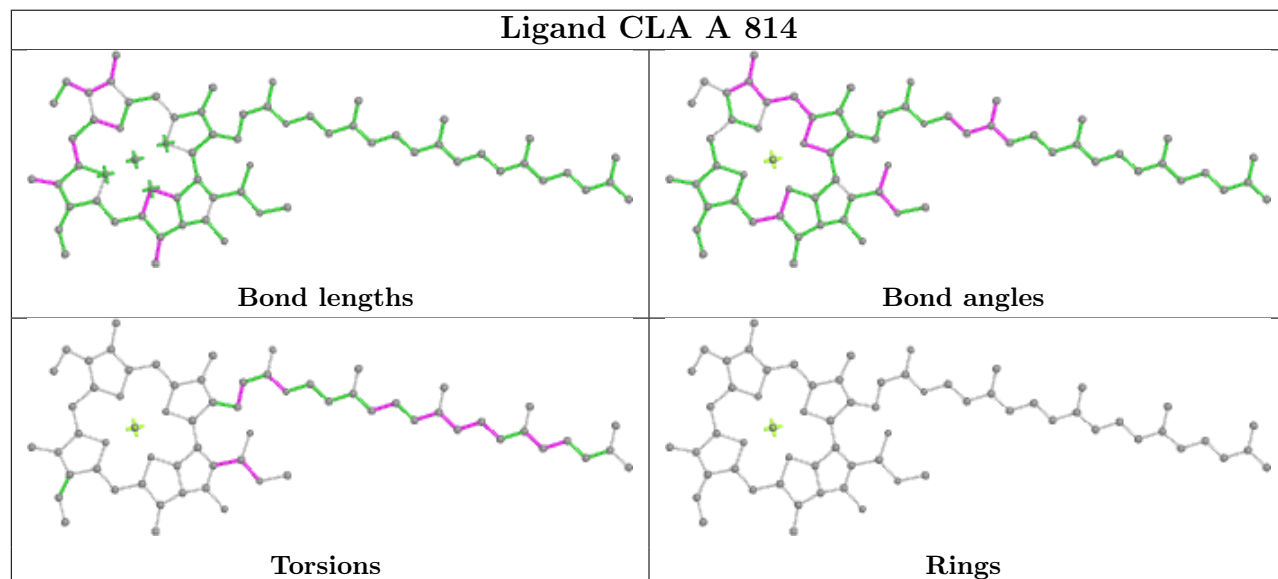
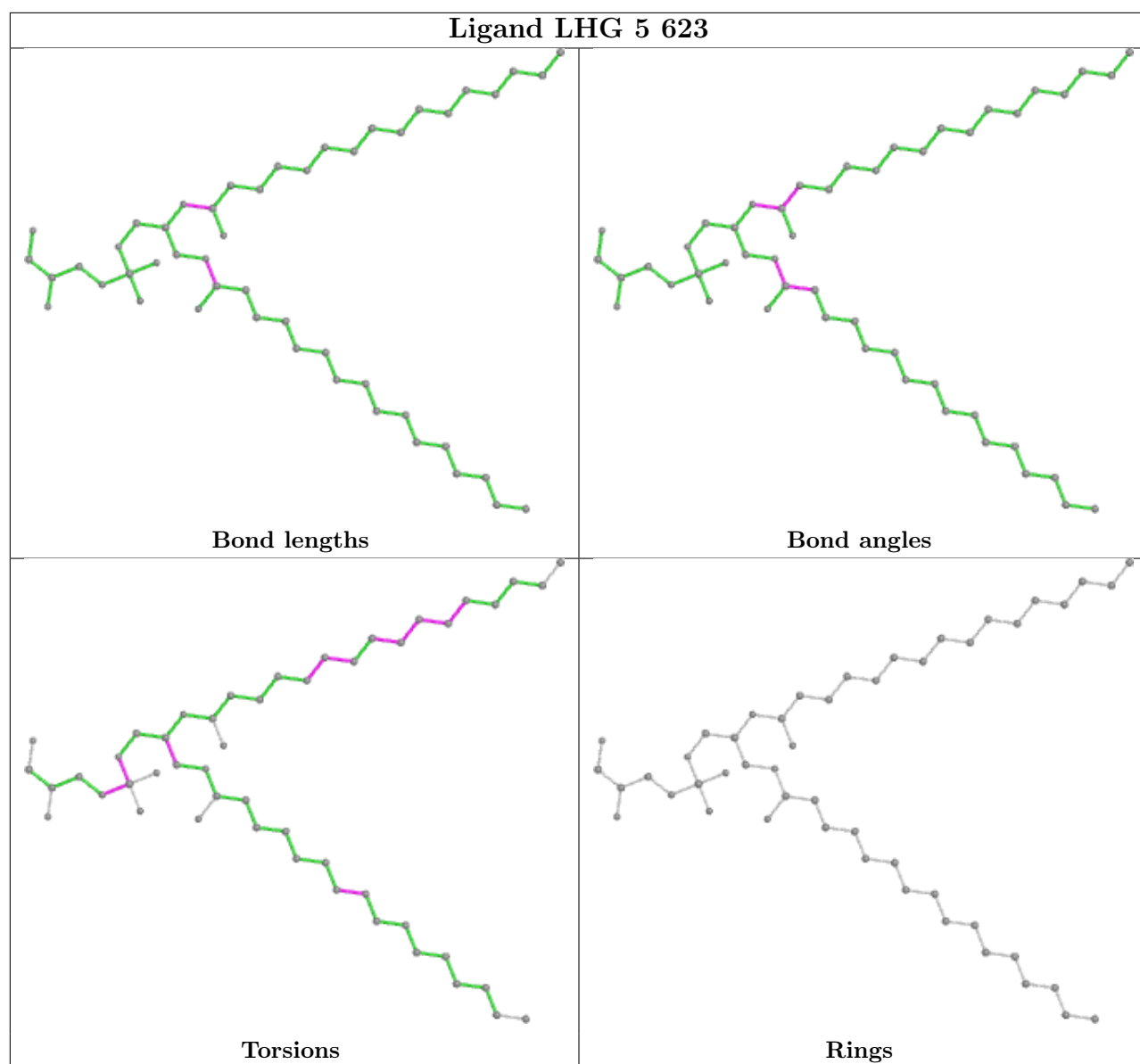


Torsions

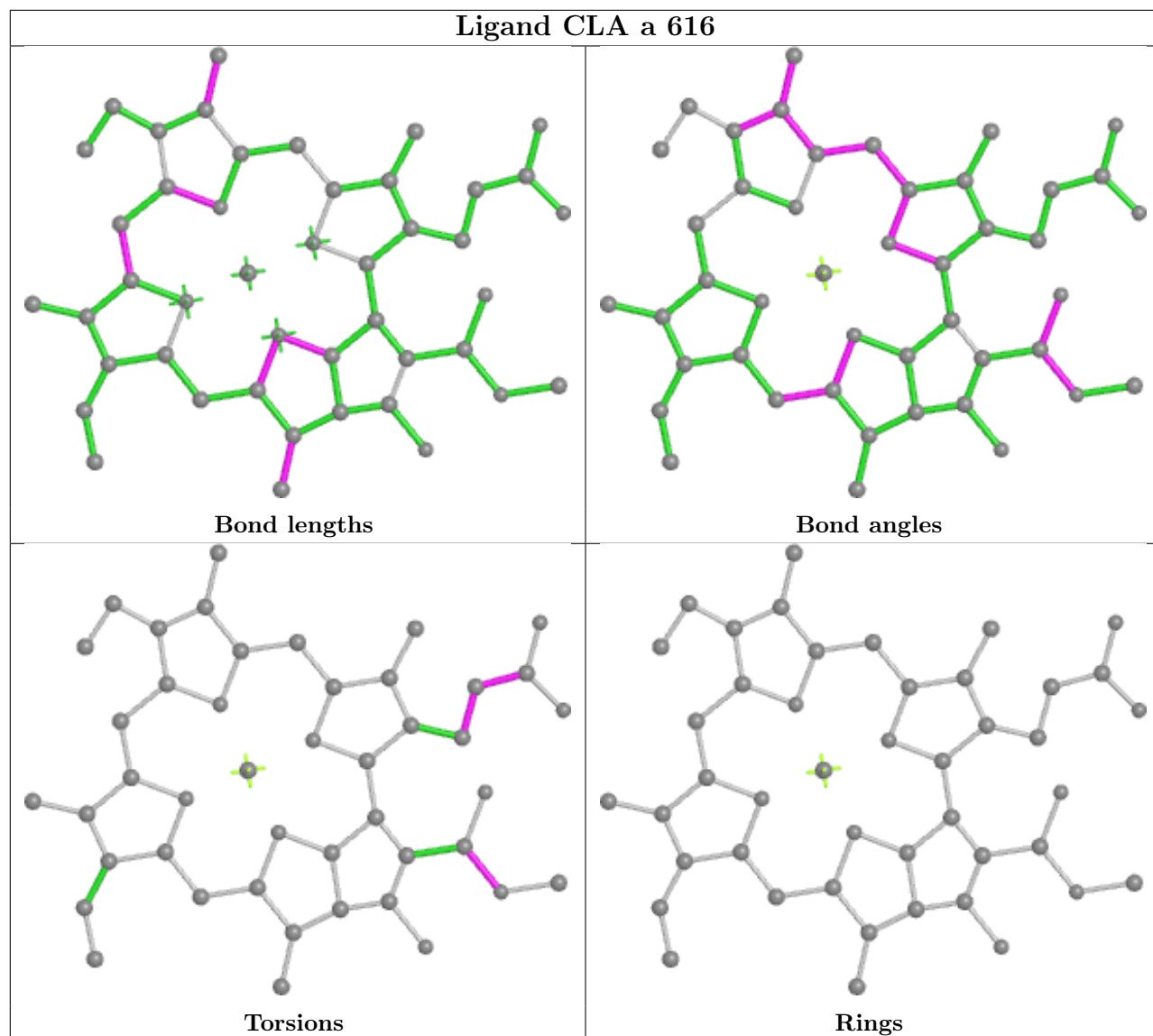


Rings

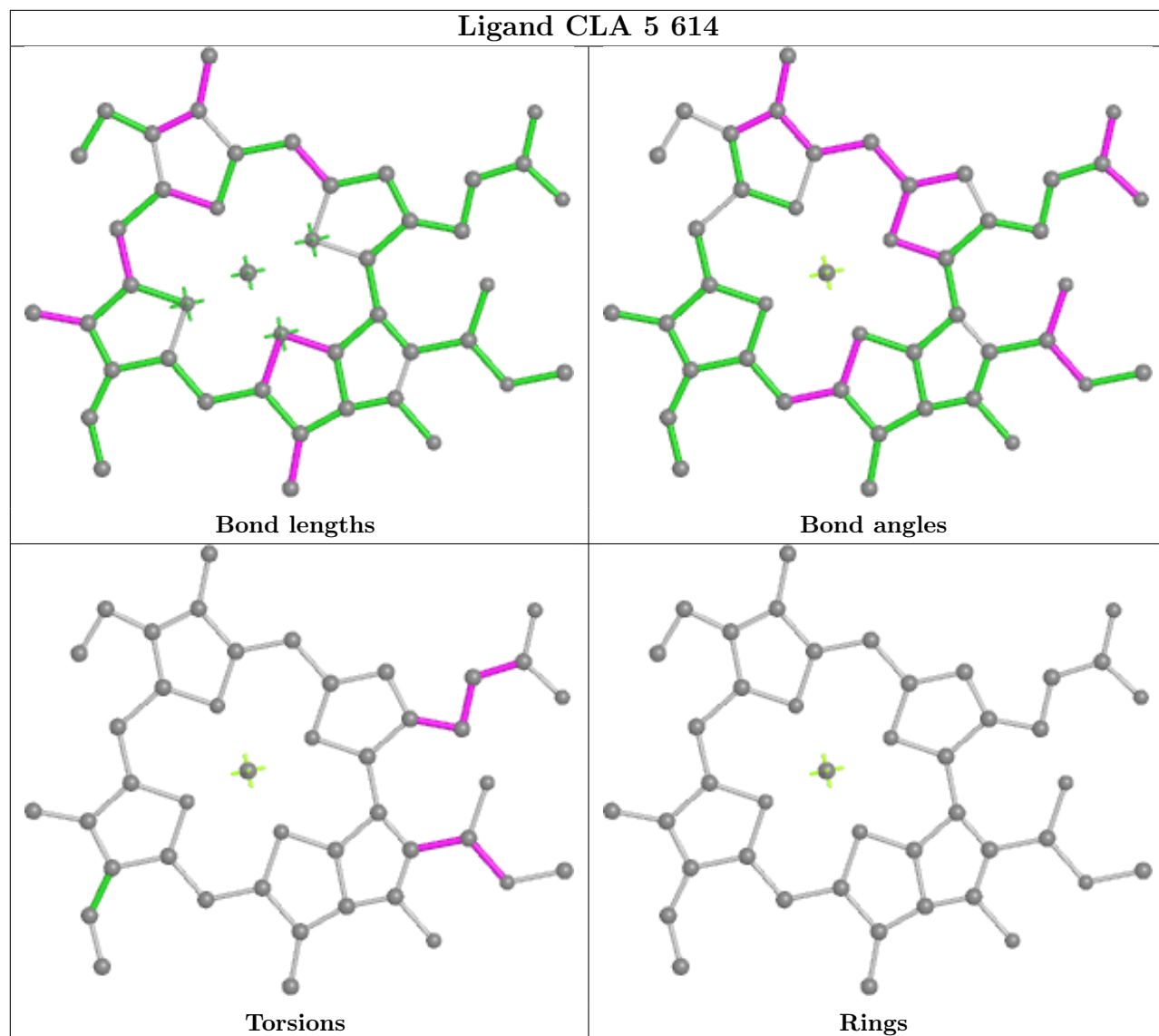




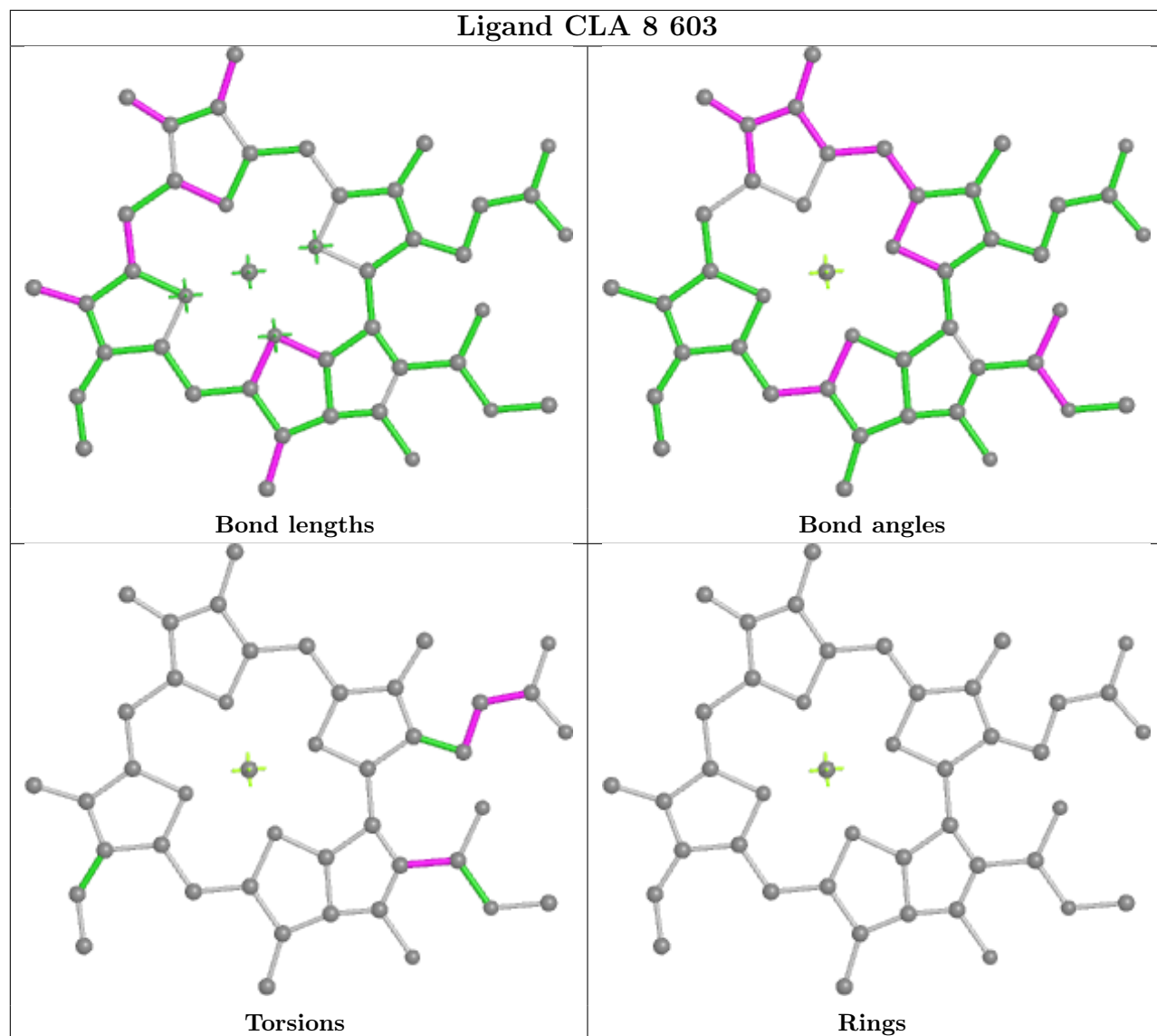
Ligand CLA a 616



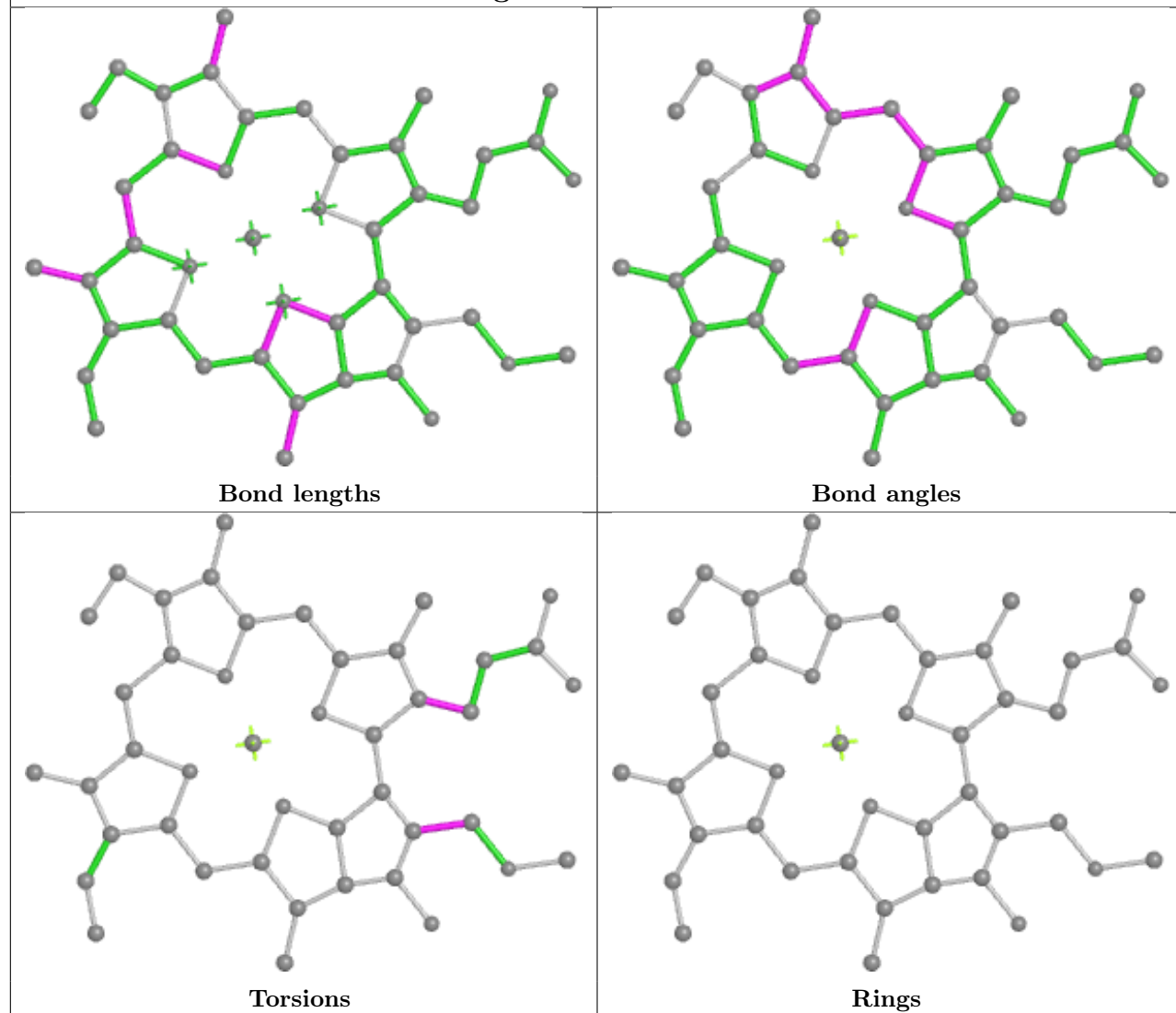
Ligand CLA 5 614



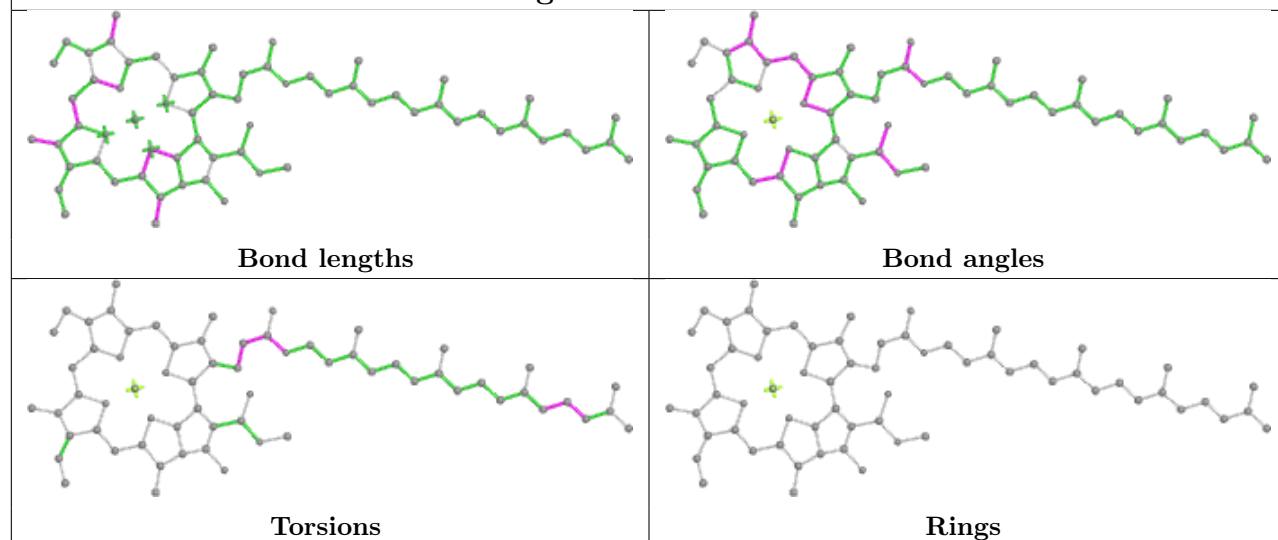
Ligand CLA 8 603

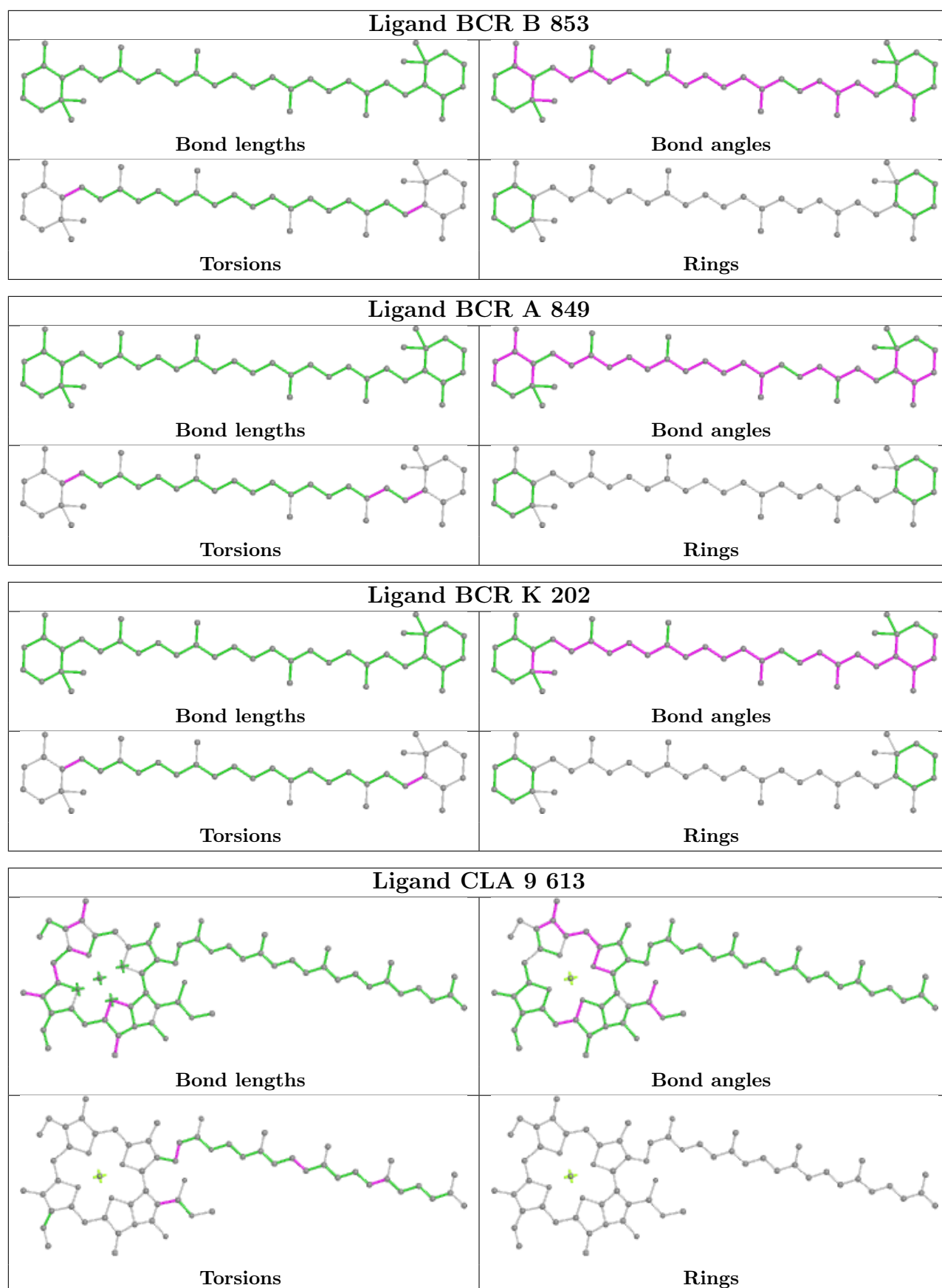


Ligand CLA 7 609

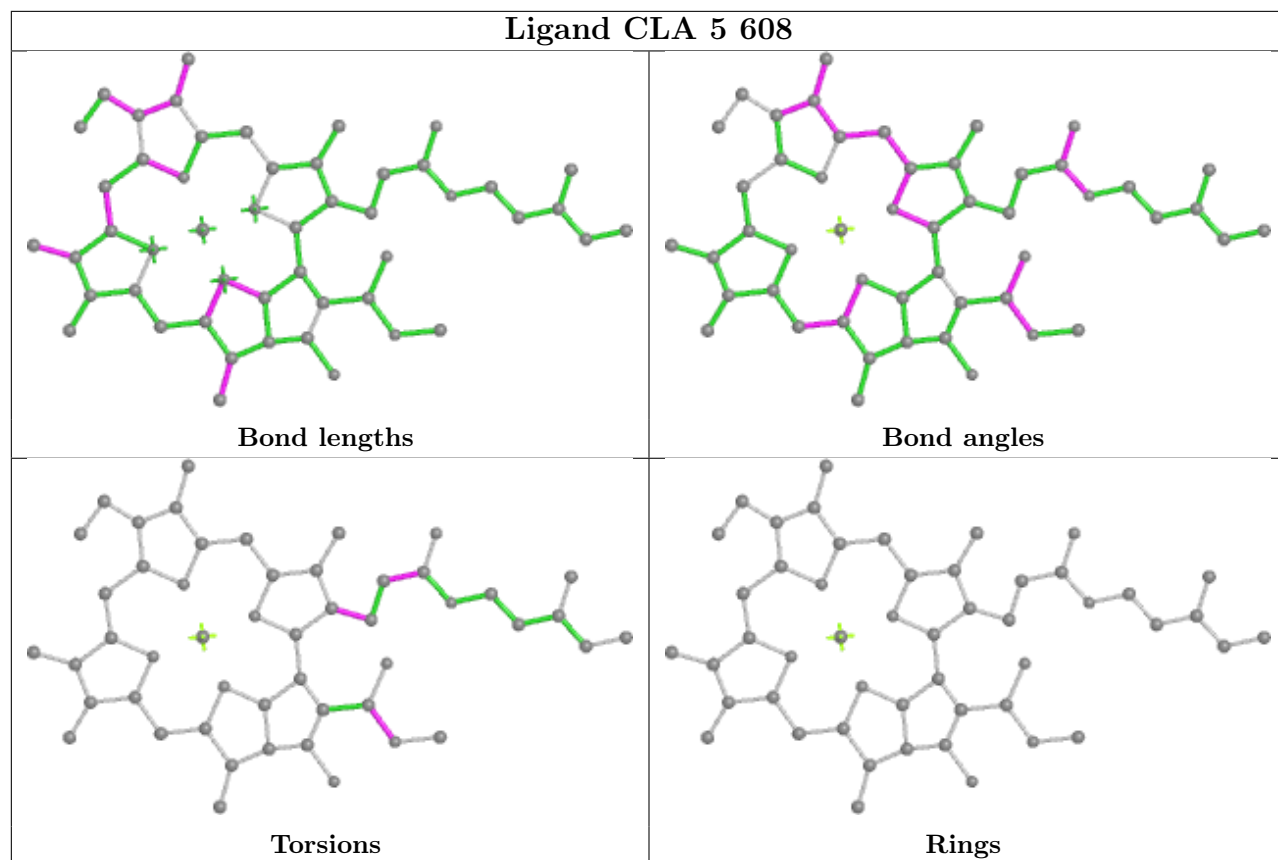


Ligand CLA 2 613

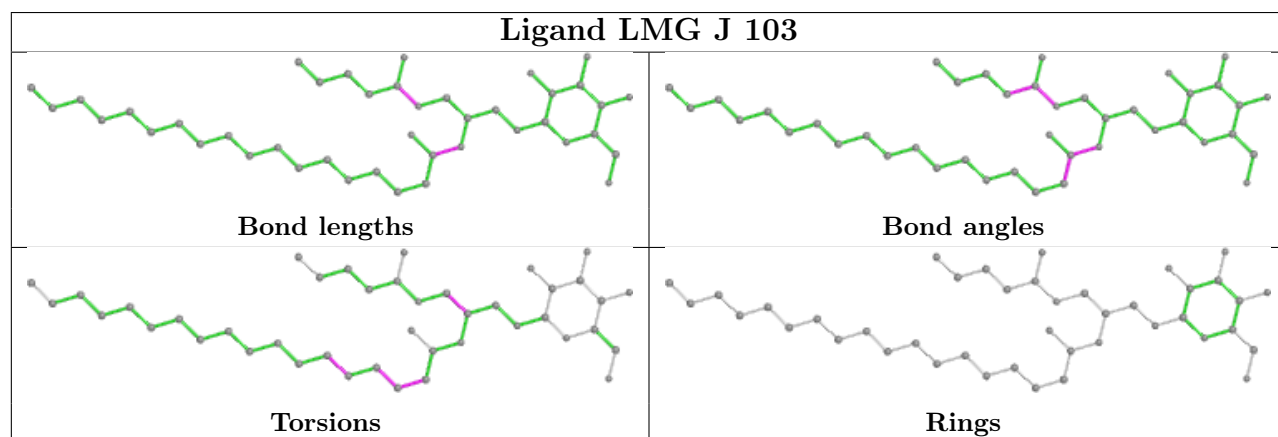


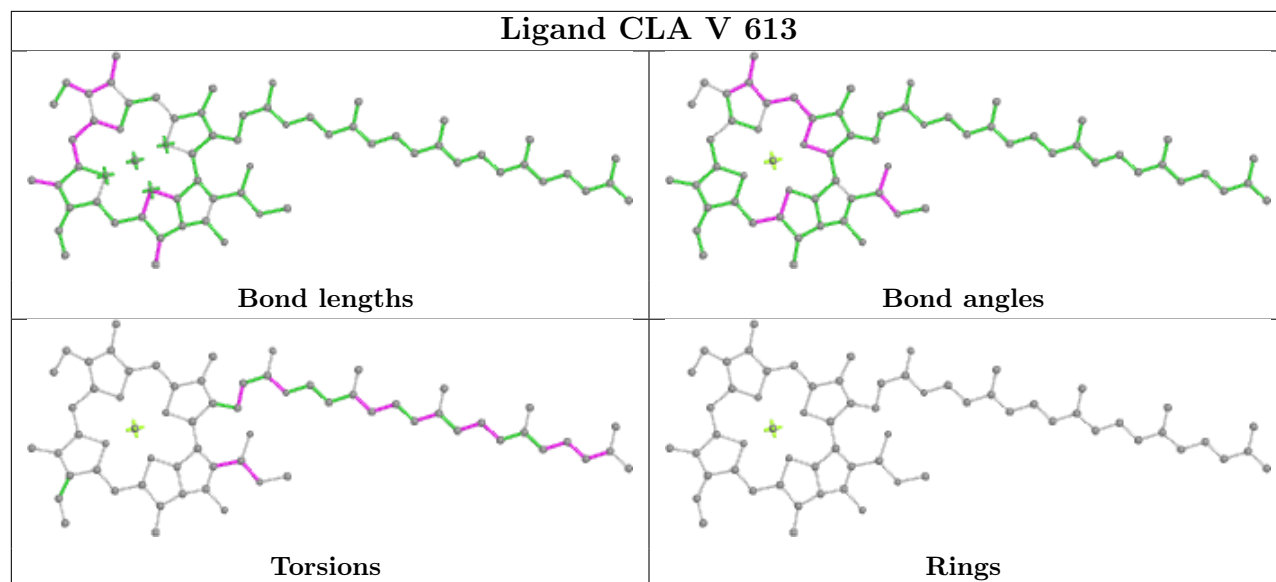
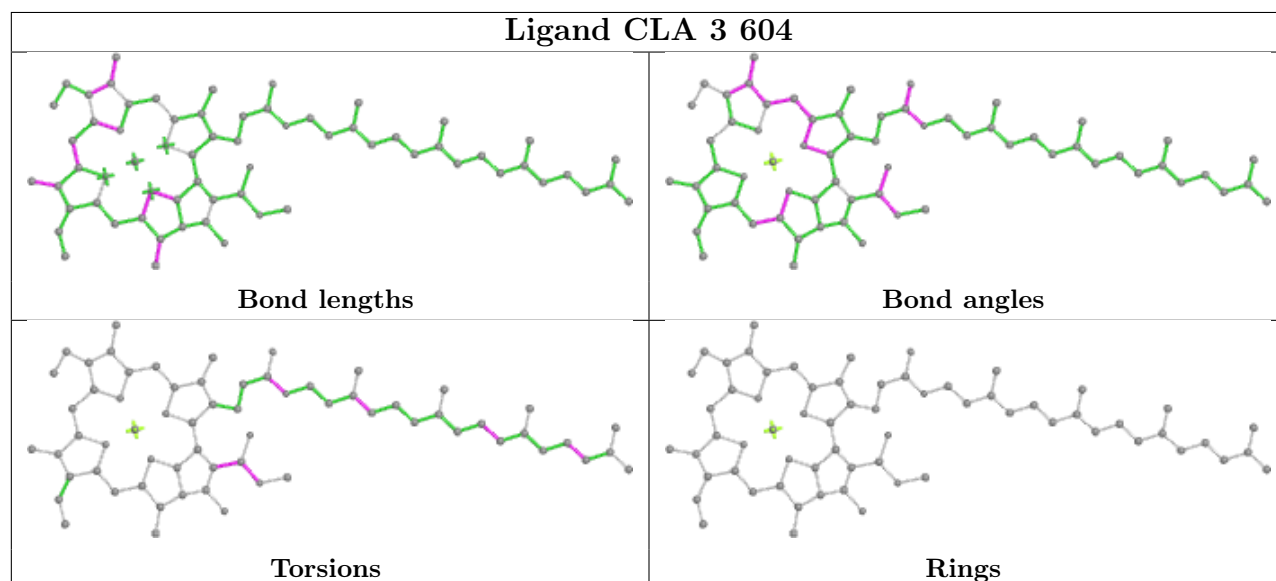


Ligand CLA 5 608

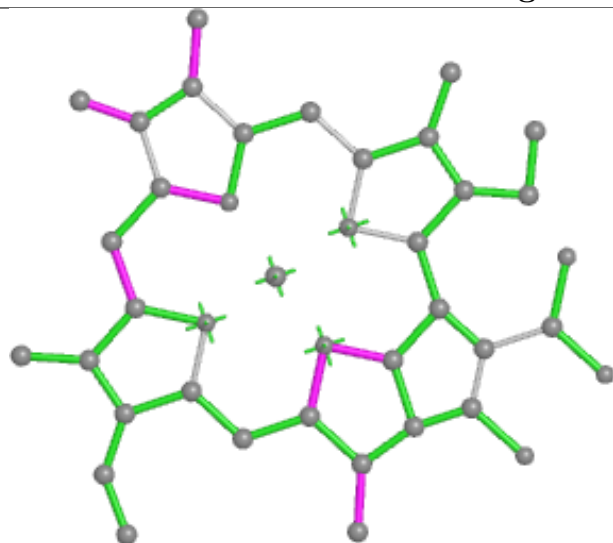


Ligand LMG J 103

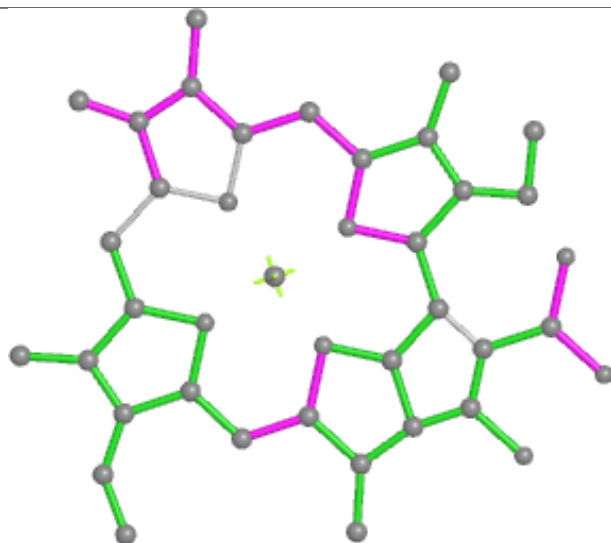


Ligand CLA V 613**Ligand CLA 3 604**

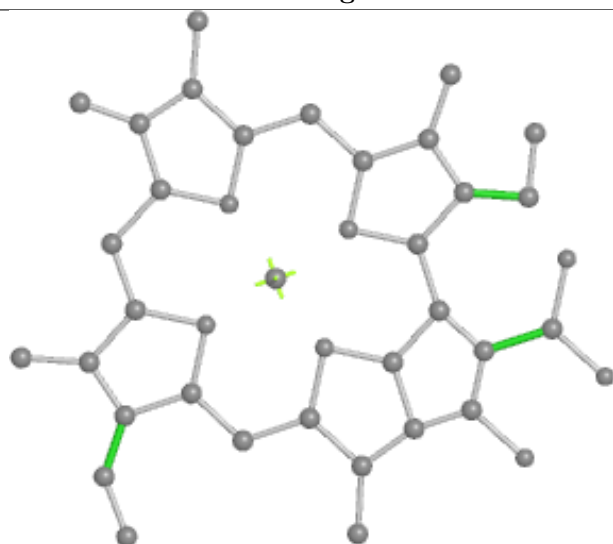
Ligand CLA 5 618



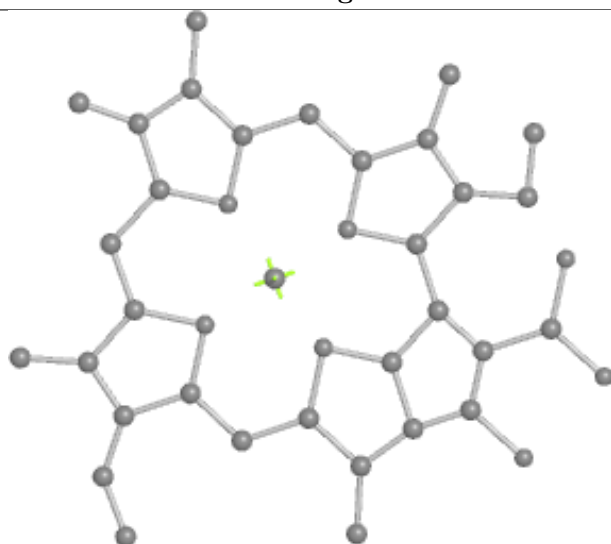
Bond lengths



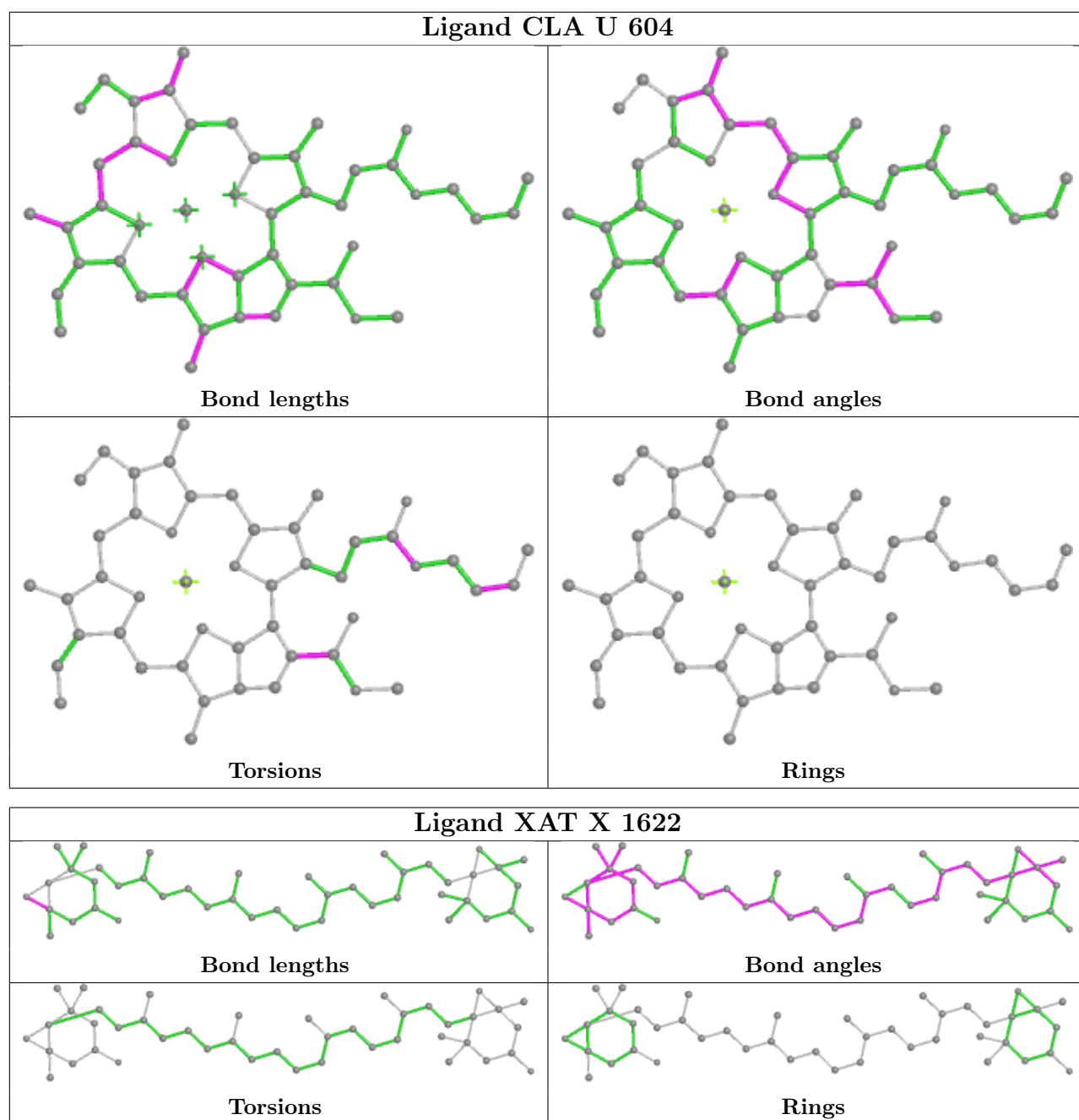
Bond angles



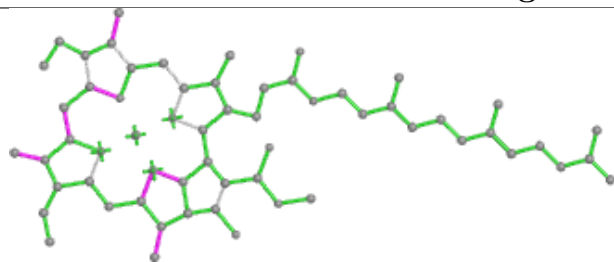
Torsions



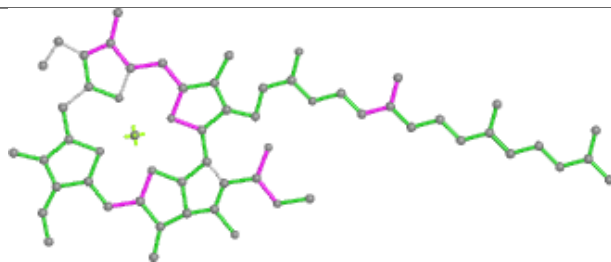
Rings



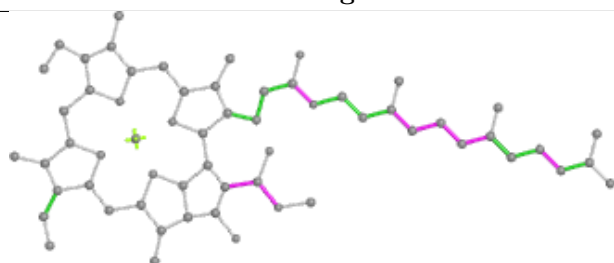
Ligand CLA 7 601



Bond lengths



Bond angles

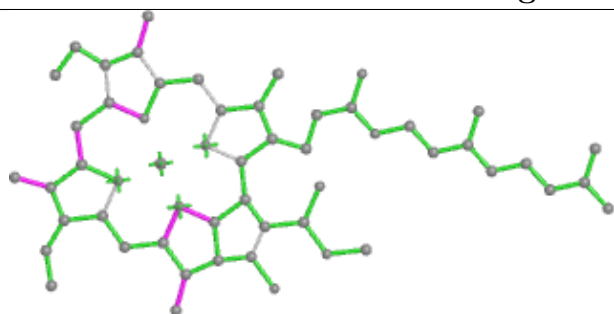


Torsions

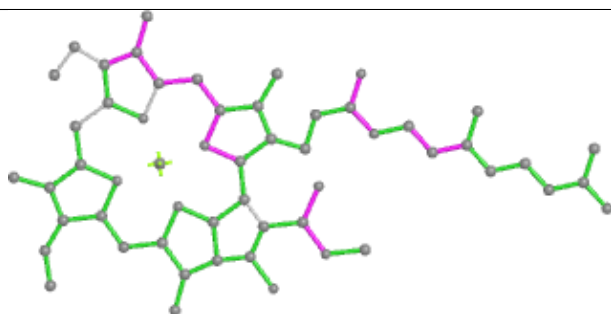


Rings

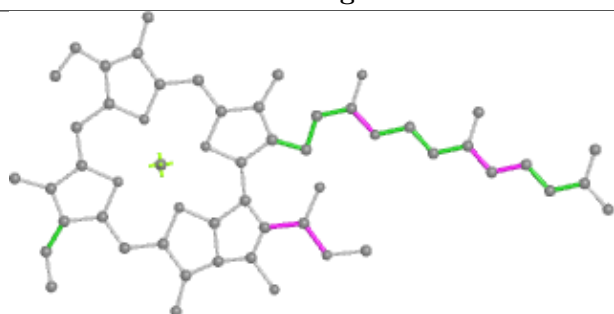
Ligand CLA 2 610



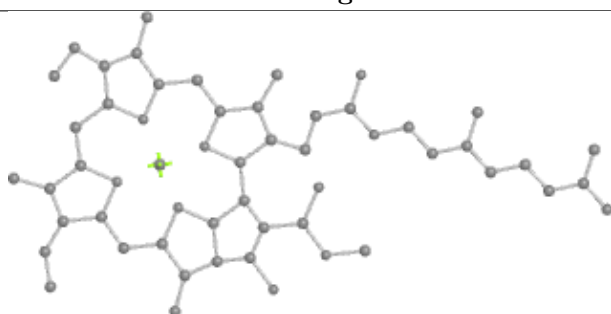
Bond lengths



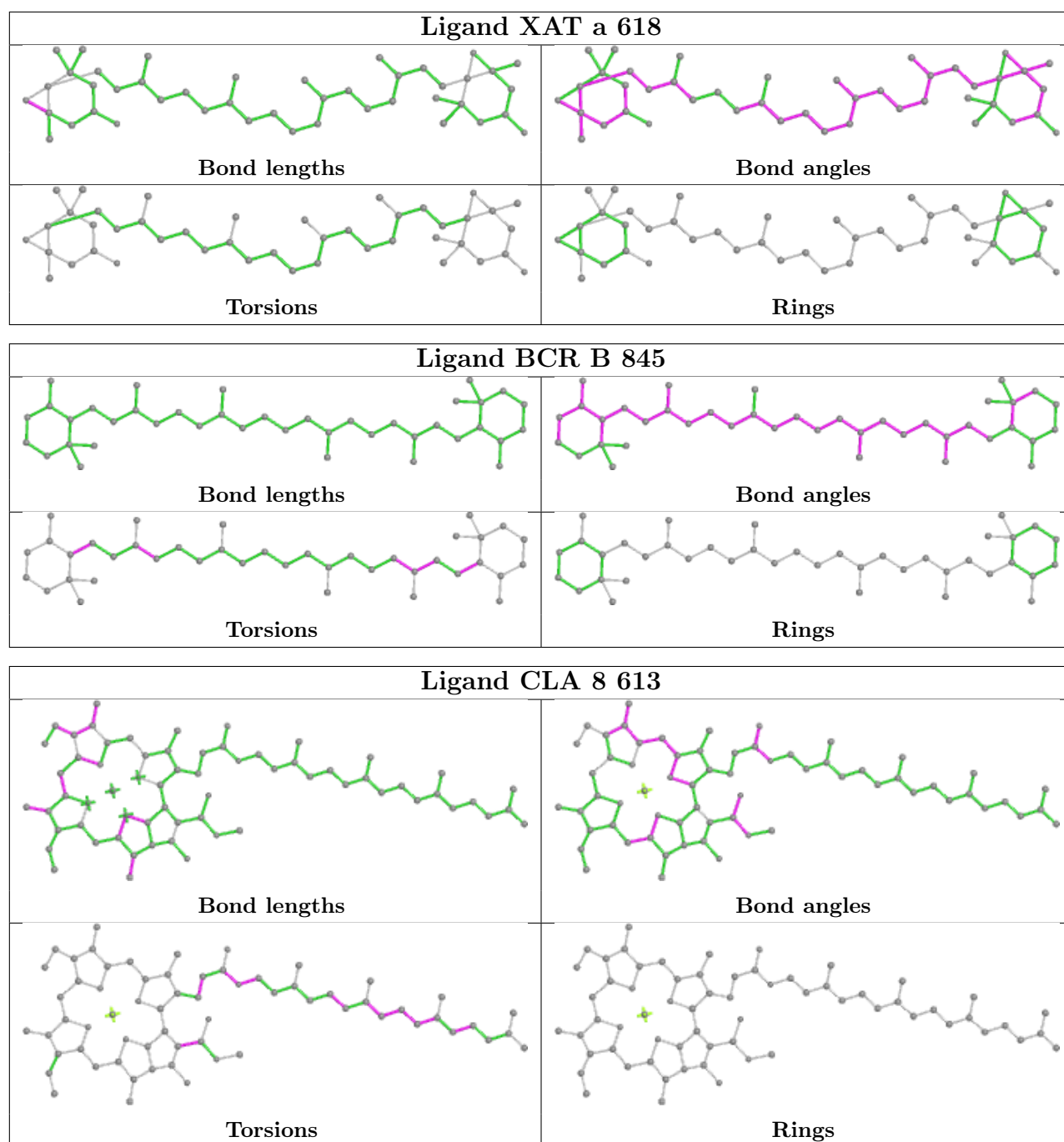
Bond angles

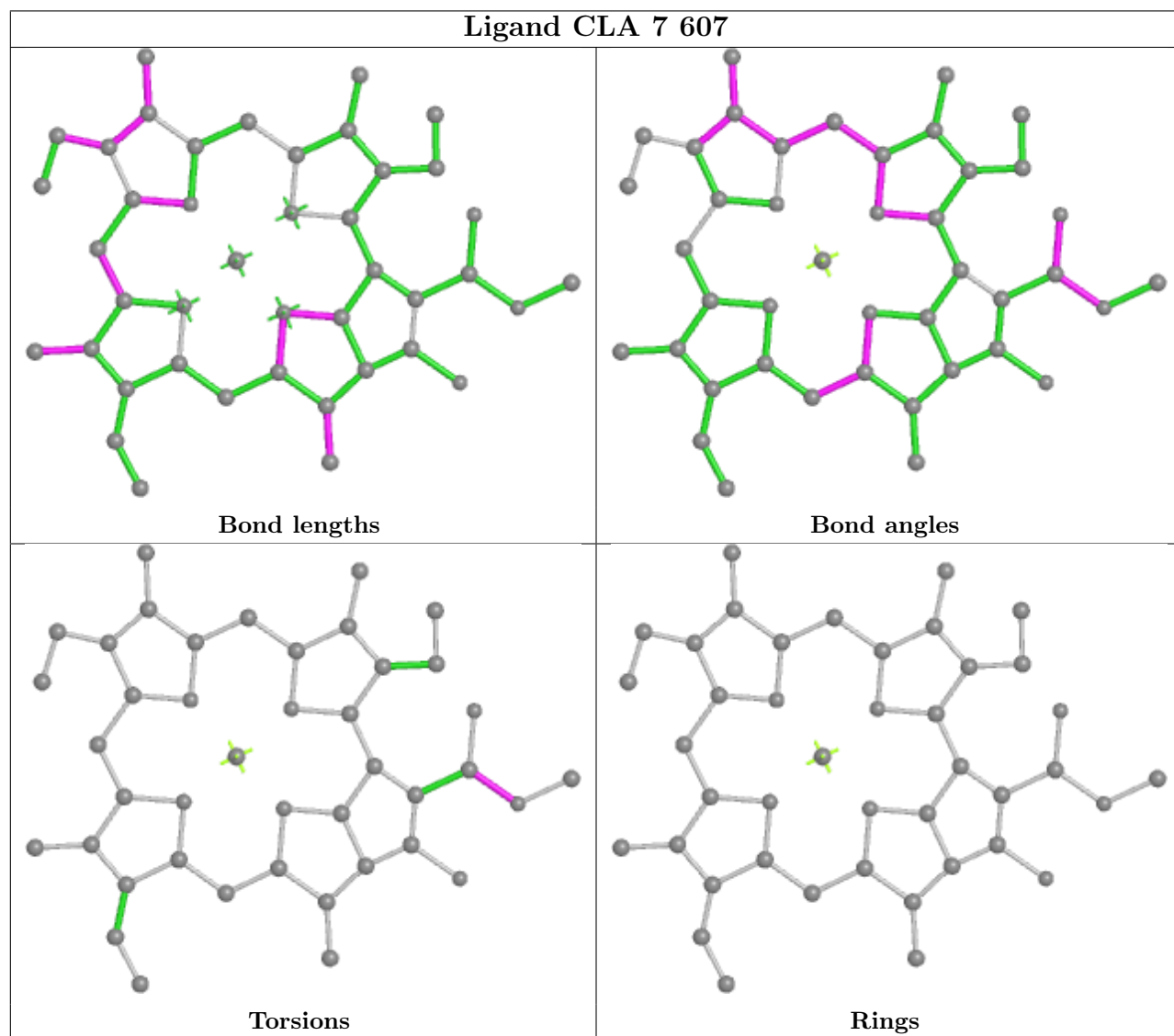
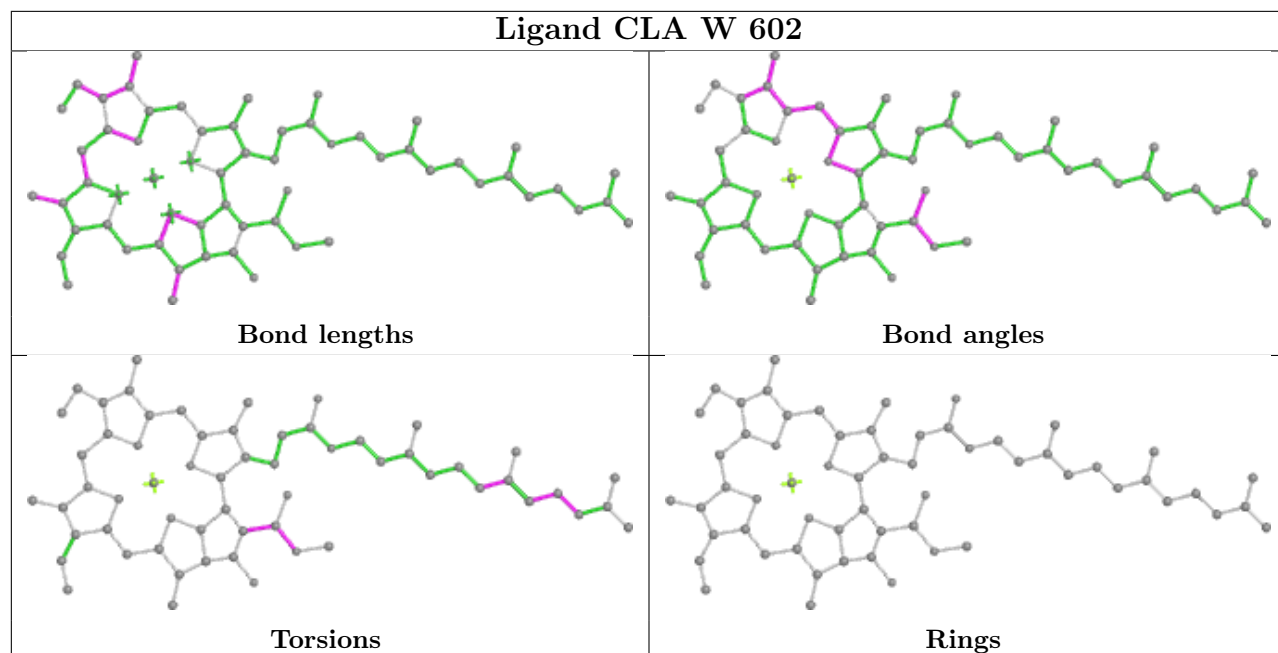


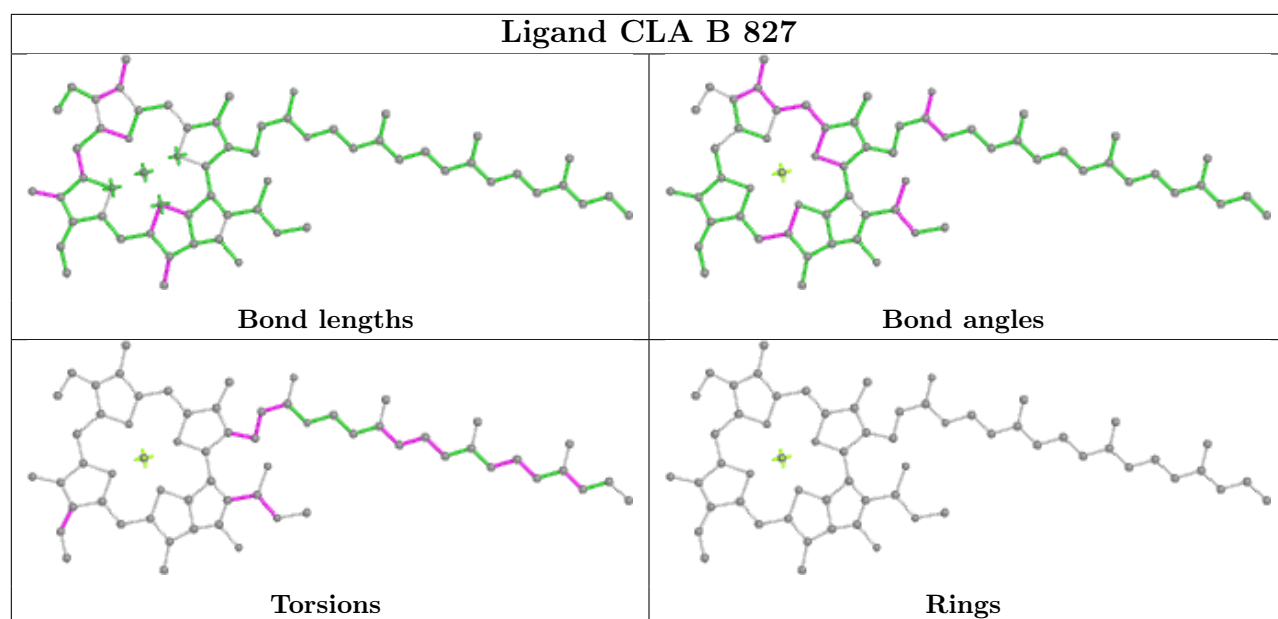
Torsions



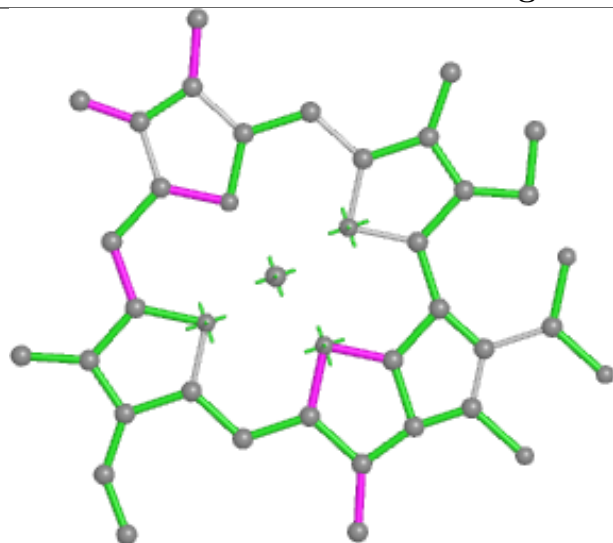
Rings



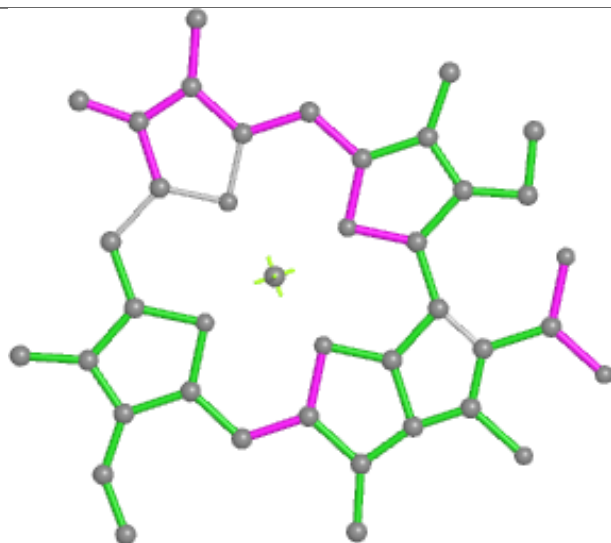




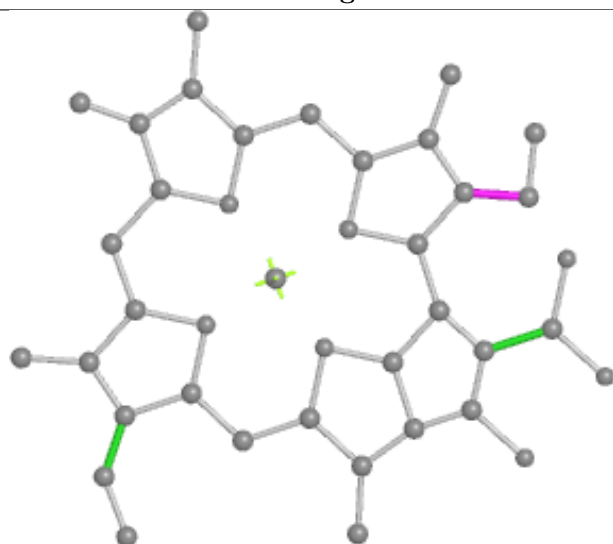
Ligand CLA 4 618



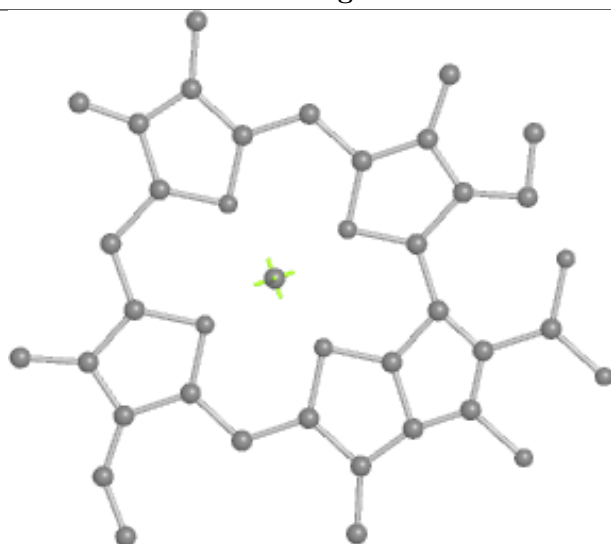
Bond lengths



Bond angles

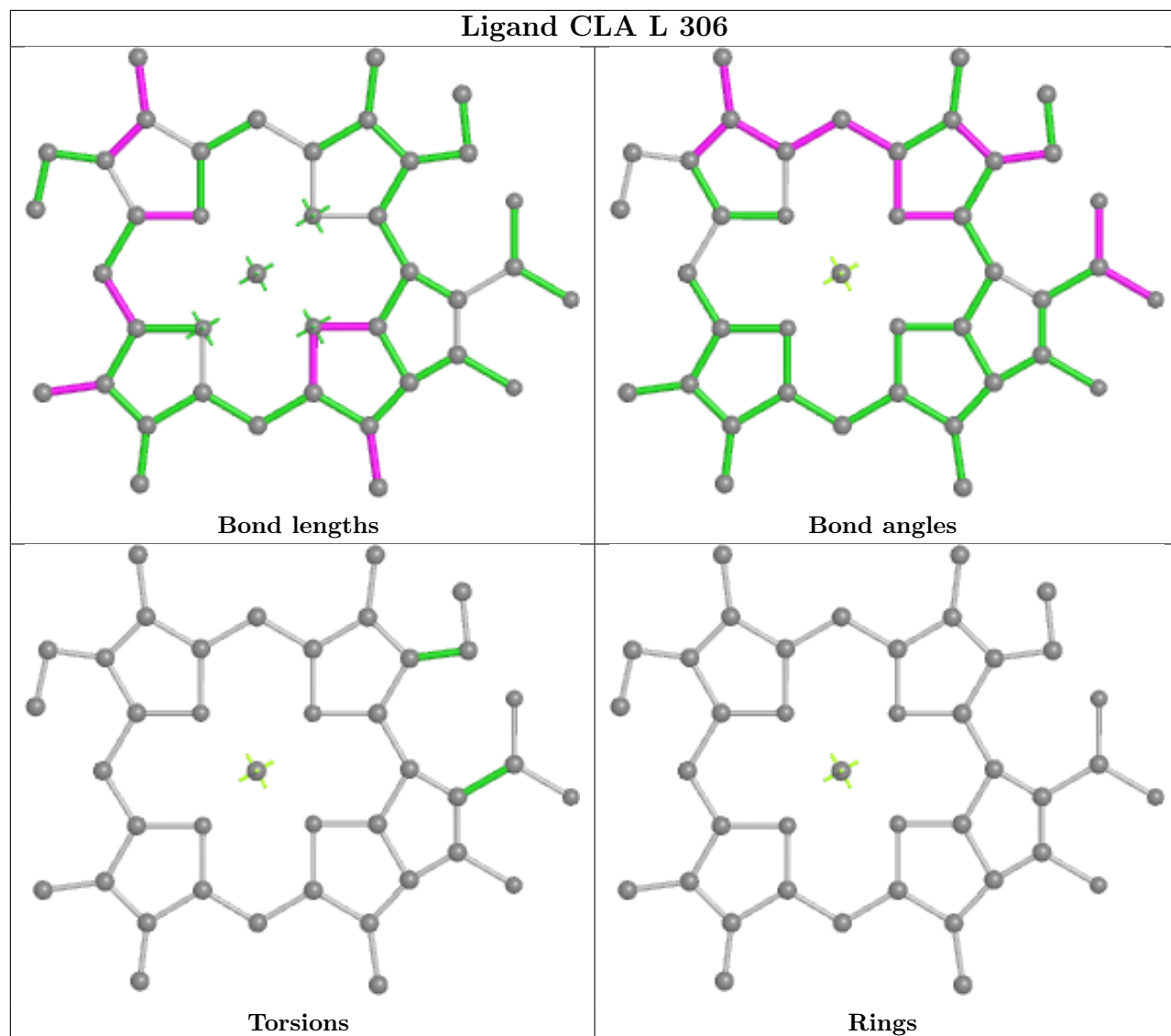


Torsions

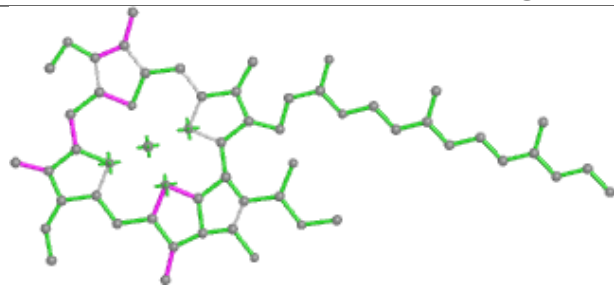


Rings

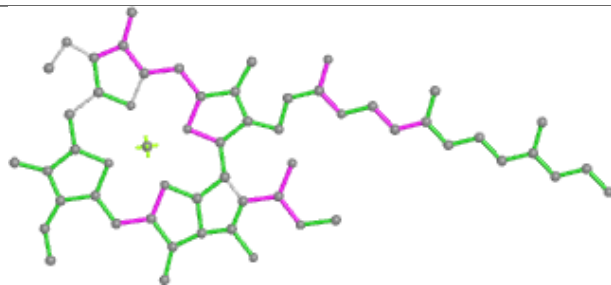
Ligand CLA L 306



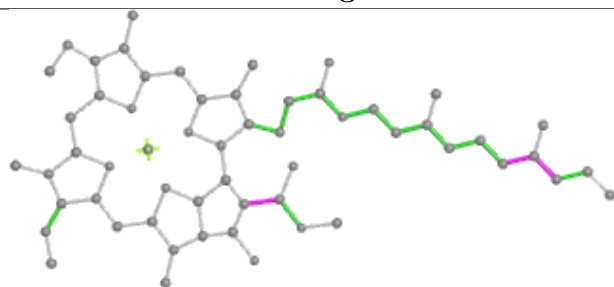
Ligand CLA 9 610



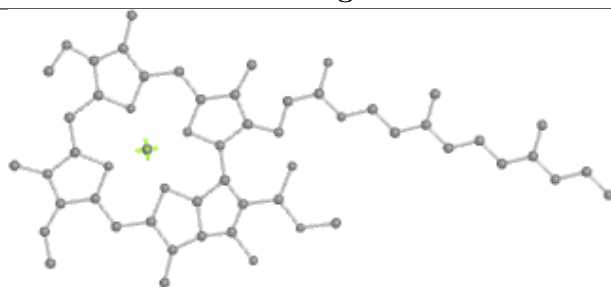
Bond lengths



Bond angles

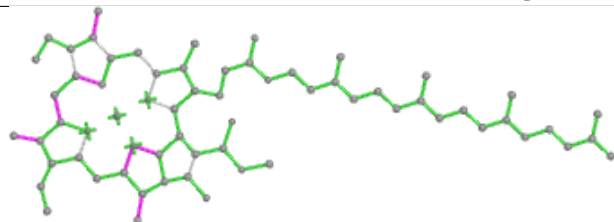


Torsions

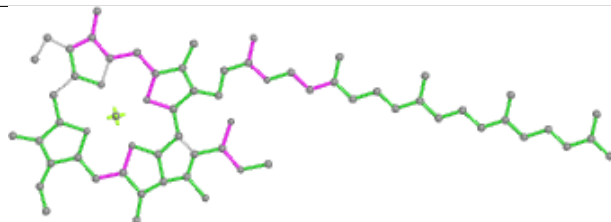


Rings

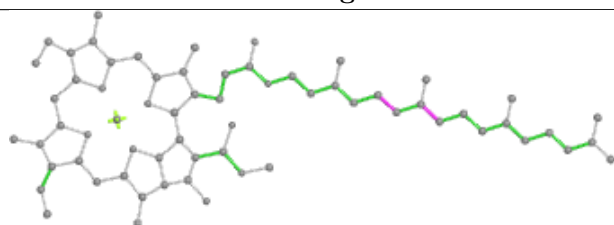
Ligand CLA 7 610



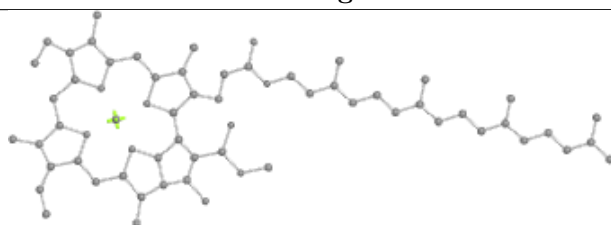
Bond lengths



Bond angles

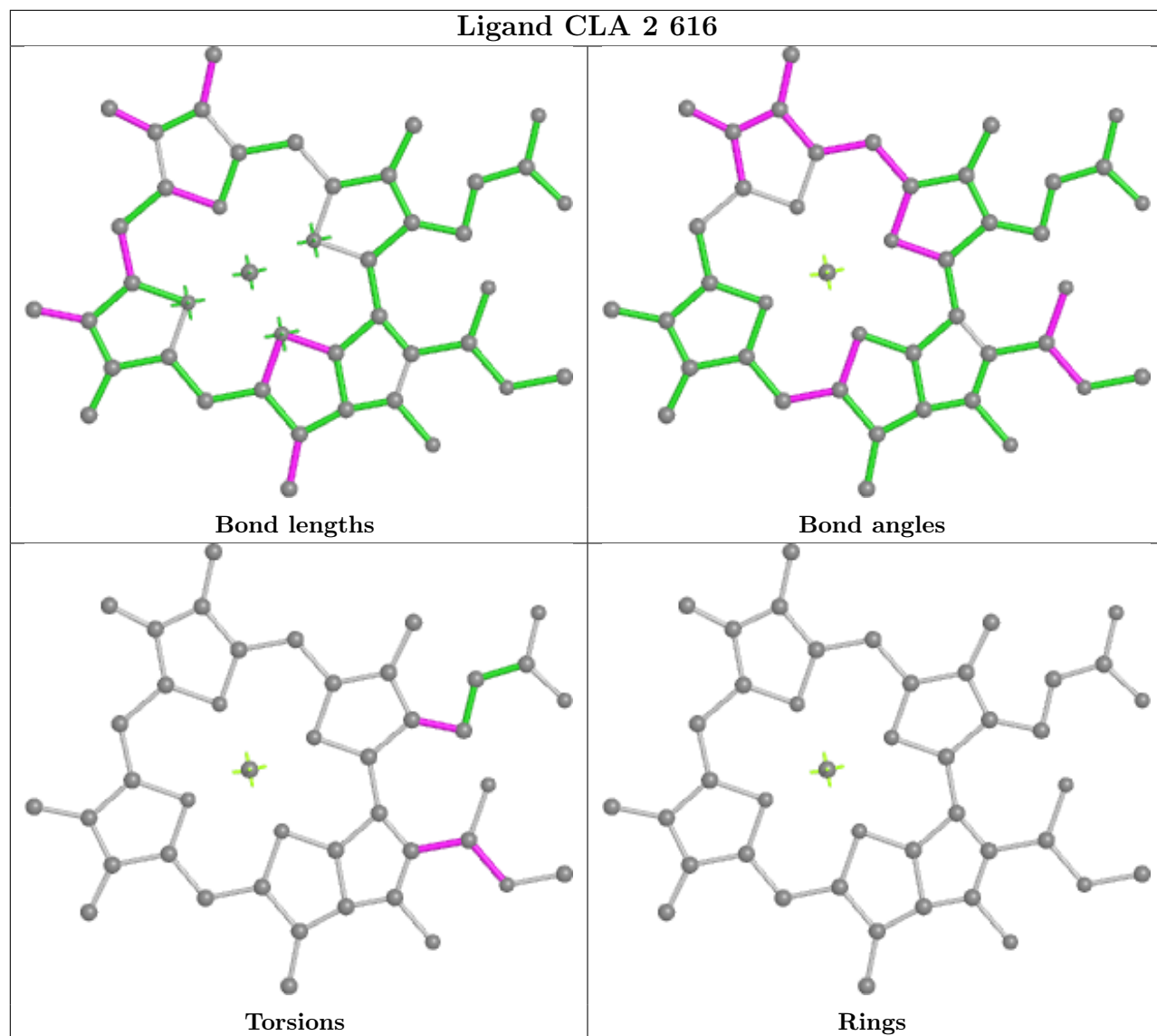


Torsions

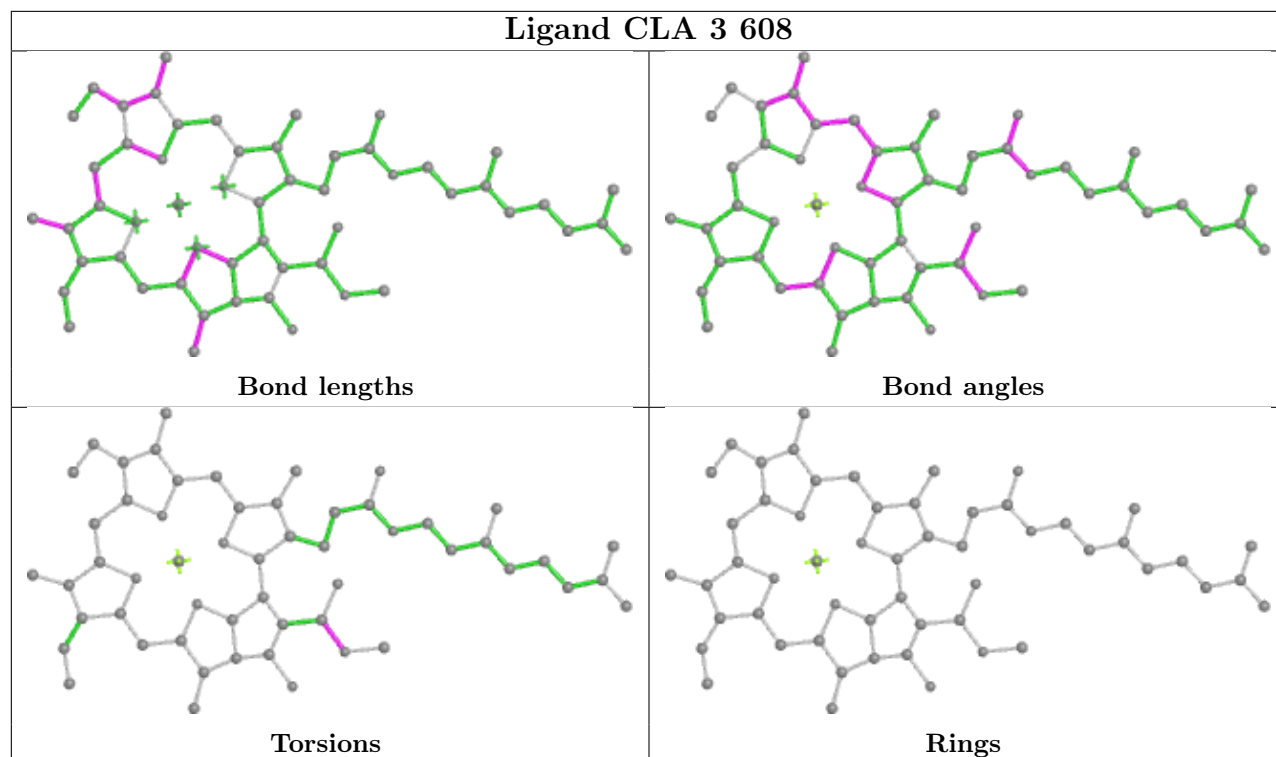


Rings

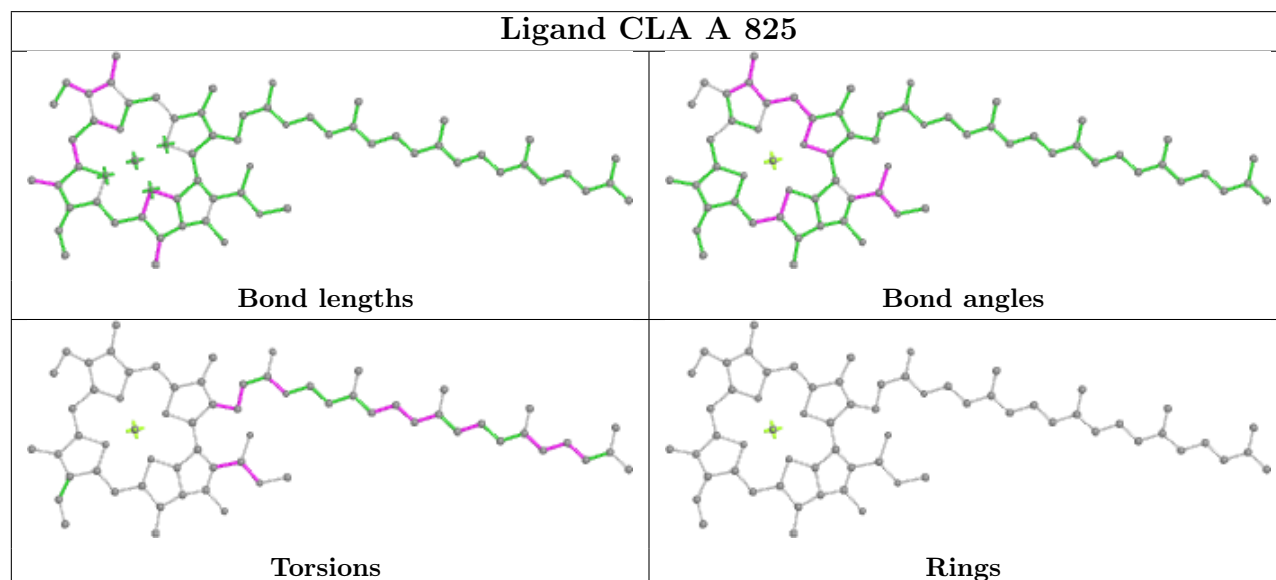
Ligand CLA 2 616



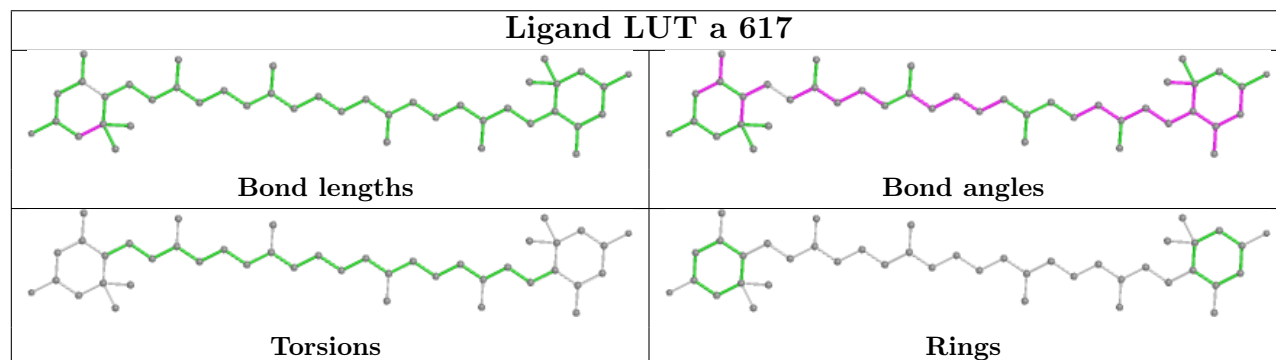
Ligand CLA 3 608



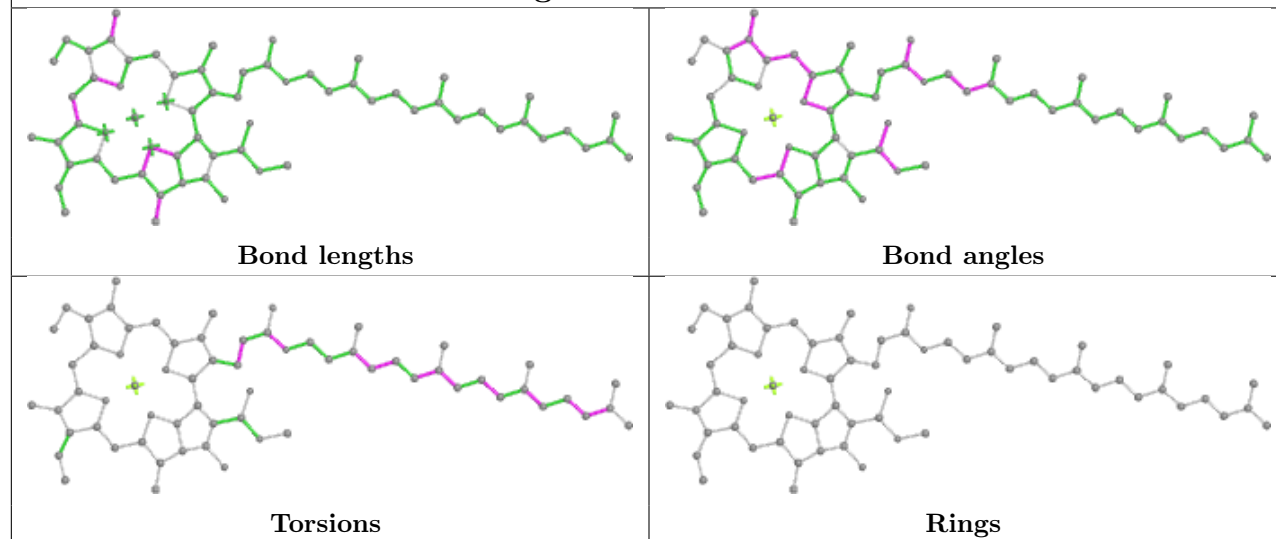
Ligand CLA A 825



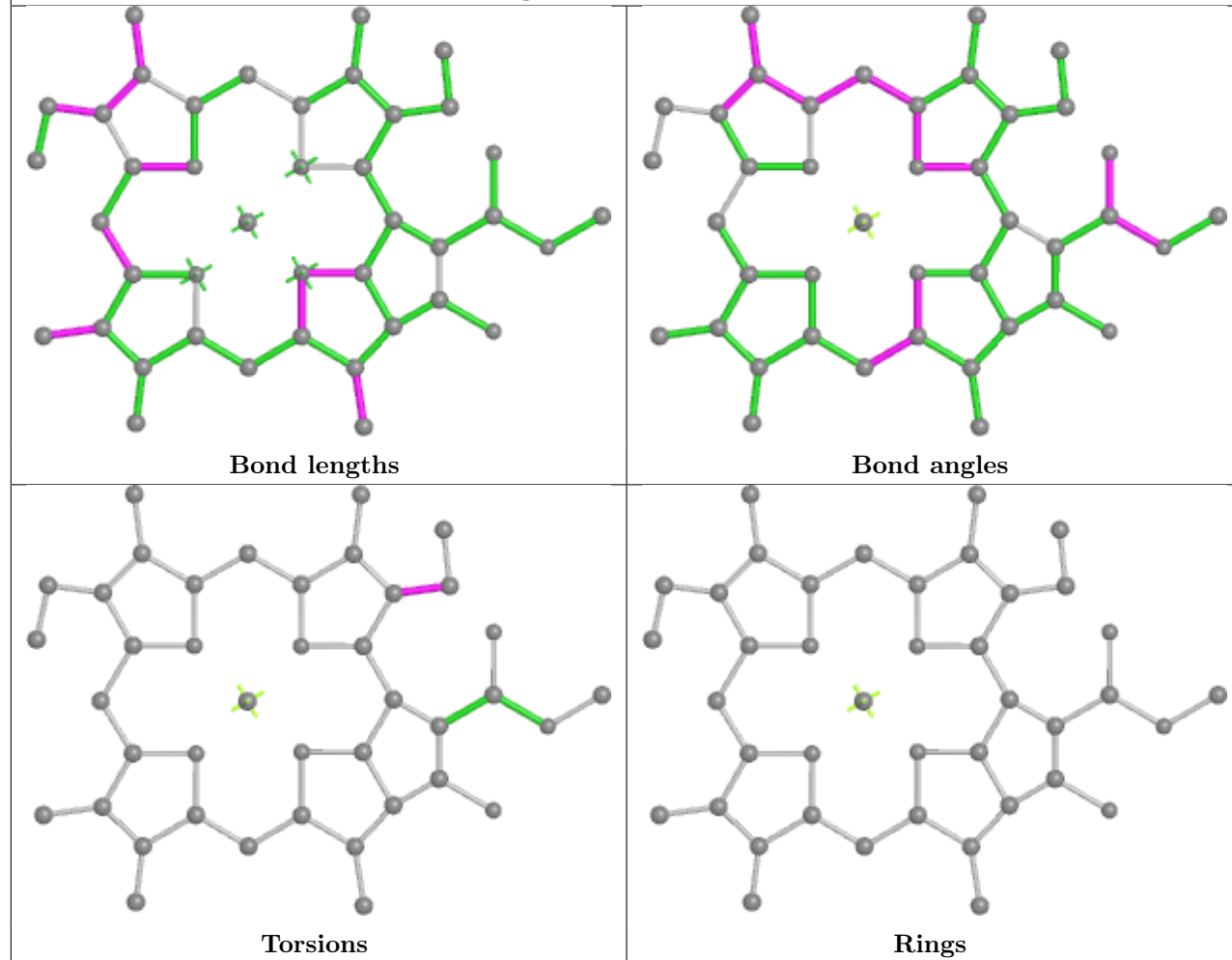
Ligand LUT a 617



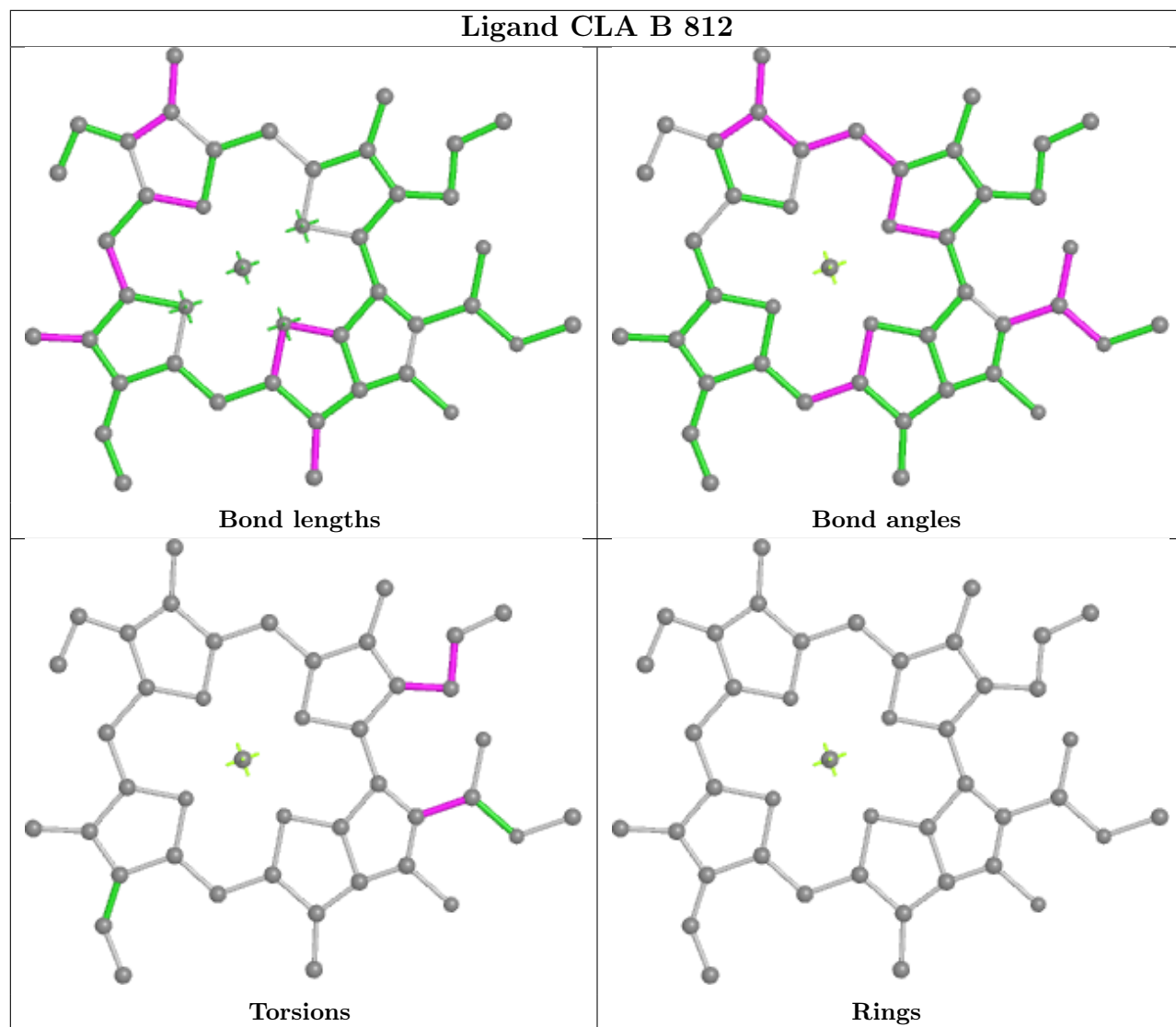
Ligand CLA Z 613



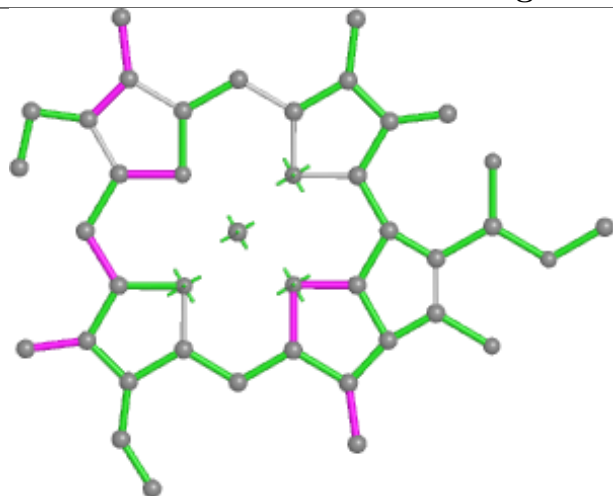
Ligand CLA 7 606



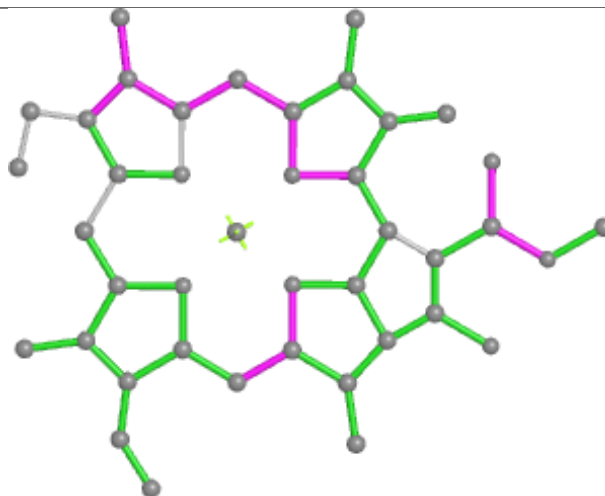
Ligand CLA B 812



Ligand CLA F 304



Bond lengths



Bond angles

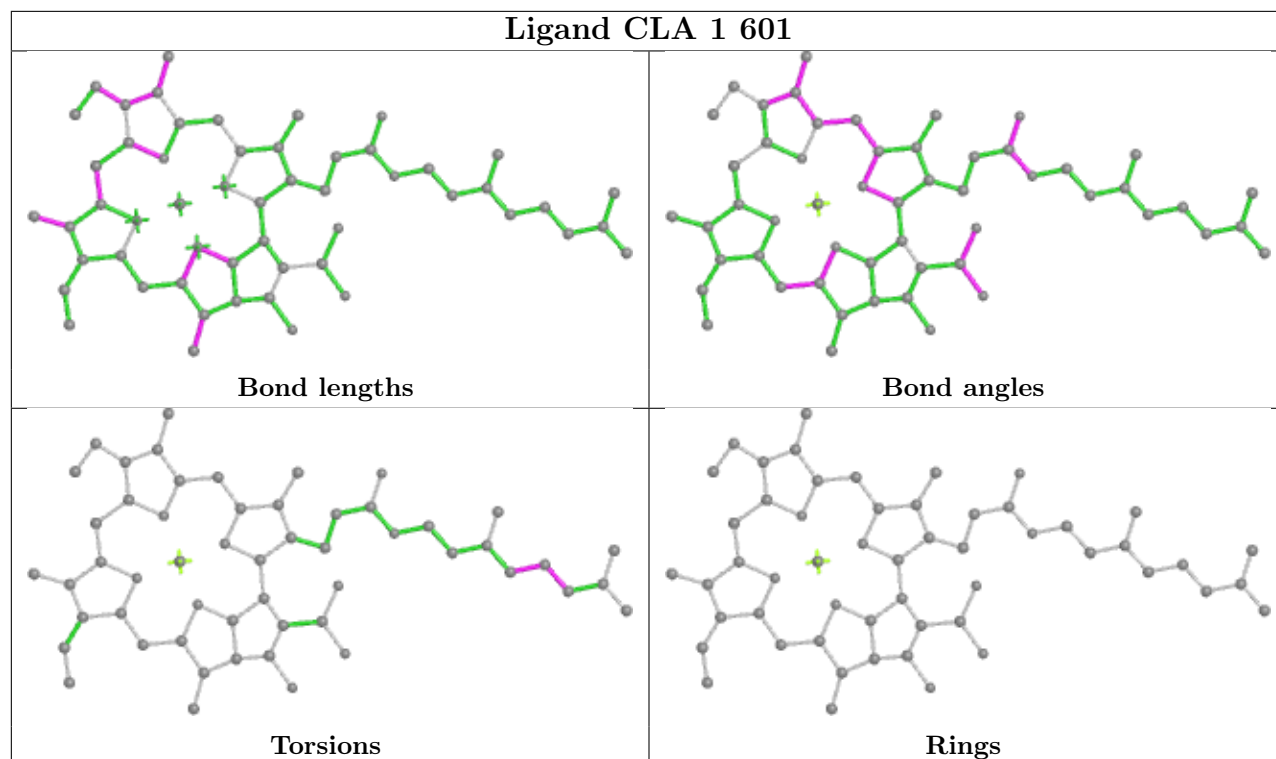


Torsions

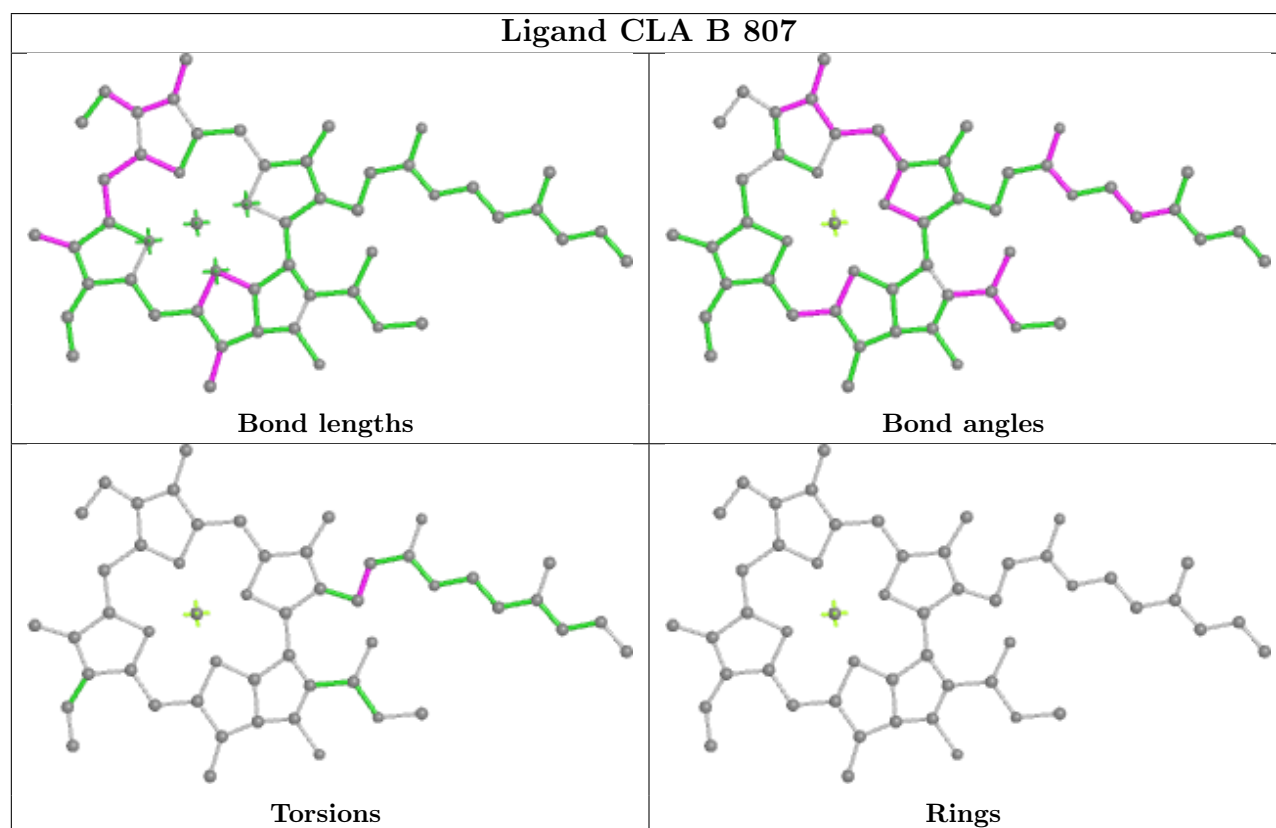


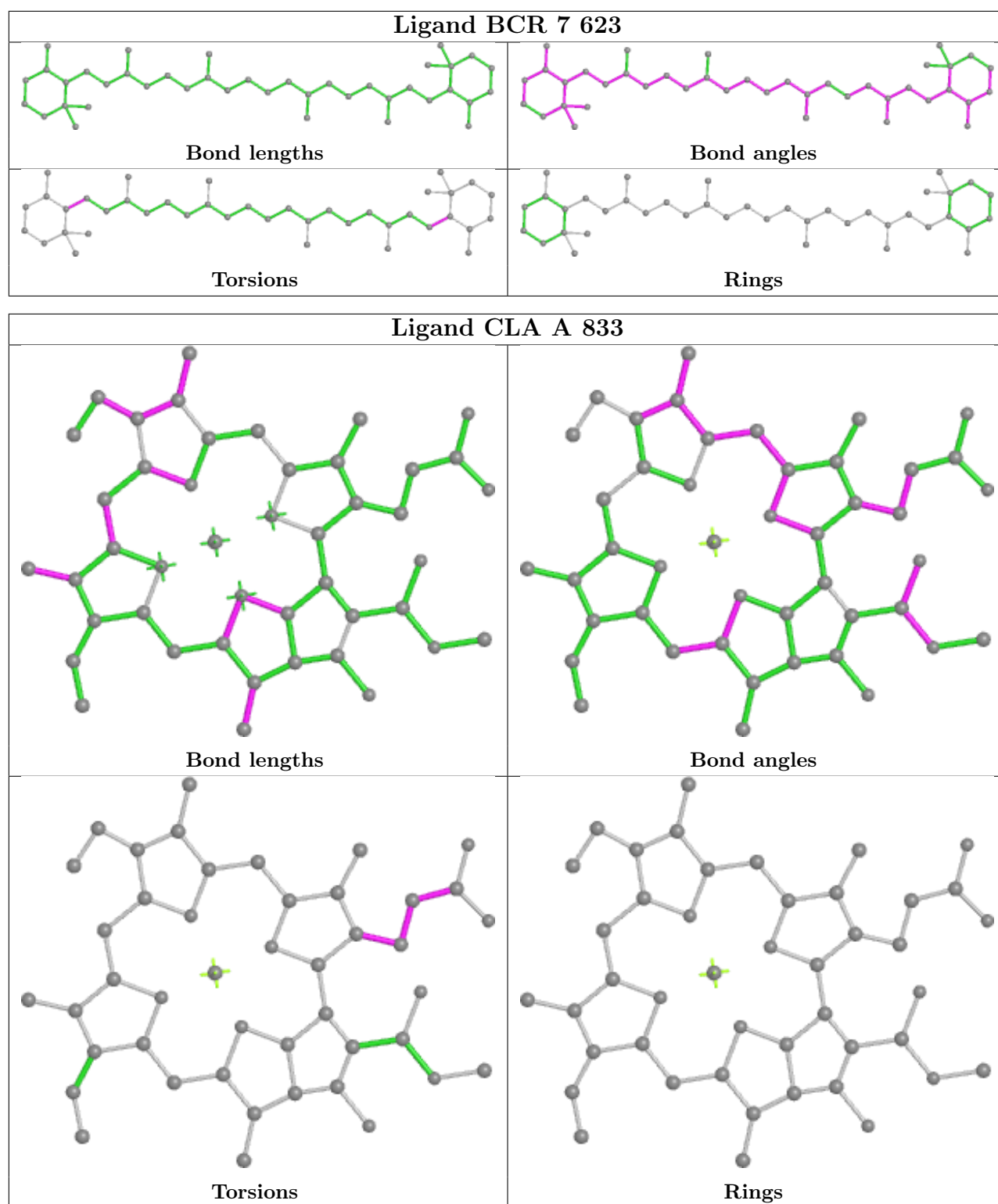
Rings

Ligand CLA 1 601



Ligand CLA B 807





5.7 Other polymers ⓘ

There are no such residues in this entry.

5.8 Polymer linkage issues ⓘ

There are no chain breaks in this entry.

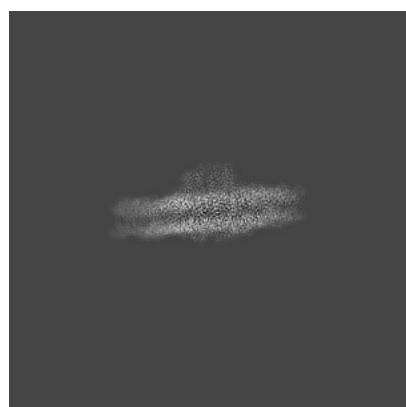
6 Map visualisation [i](#)

This section contains visualisations of the EMDB entry EMD-30925. These allow visual inspection of the internal detail of the map and identification of artifacts.


No raw map or half-maps were deposited for this entry and therefore no images, graphs, etc. pertaining to the raw map can be shown.

6.1 Orthogonal projections [i](#)


6.1.1 Primary map



X



Y




Z


The images above show the map projected in three orthogonal directions.

6.2 Central slices [i](#)


6.2.1 Primary map



X Index: 240



Y Index: 240




Z Index: 240


The images above show central slices of the map in three orthogonal directions.

6.3 Largest variance slices [i](#)


6.3.1 Primary map



X Index: 243



Y Index: 231




Z Index: 248

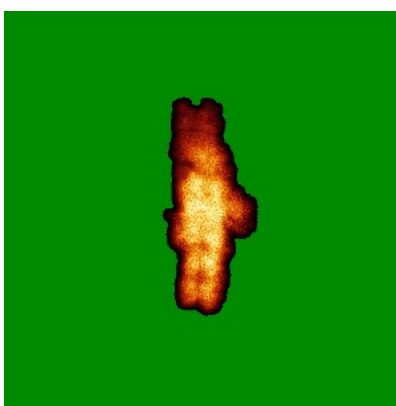
The images above show the largest variance slices of the map in three orthogonal directions.

6.4 Orthogonal standard-deviation projections (False-color) [i](#)

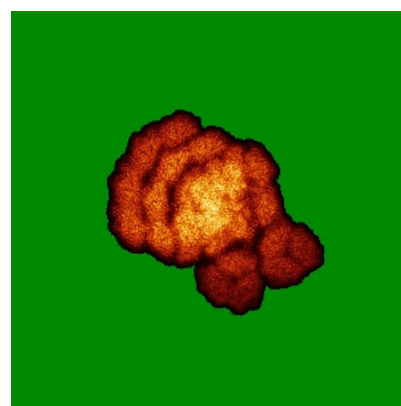
6.4.1 Primary map



X



Y




Z

The images above show the map standard deviation projections with false color in three orthogonal directions. Minimum values are shown in green, max in blue, and dark to light orange shades represent small to large values respectively.

6.5 Orthogonal surface views [i](#)

6.5.1 Primary map



The images above show the 3D surface view of the map at the recommended contour level 0.02. These images, in conjunction with the slice images, may facilitate assessment of whether an appropriate contour level has been provided.

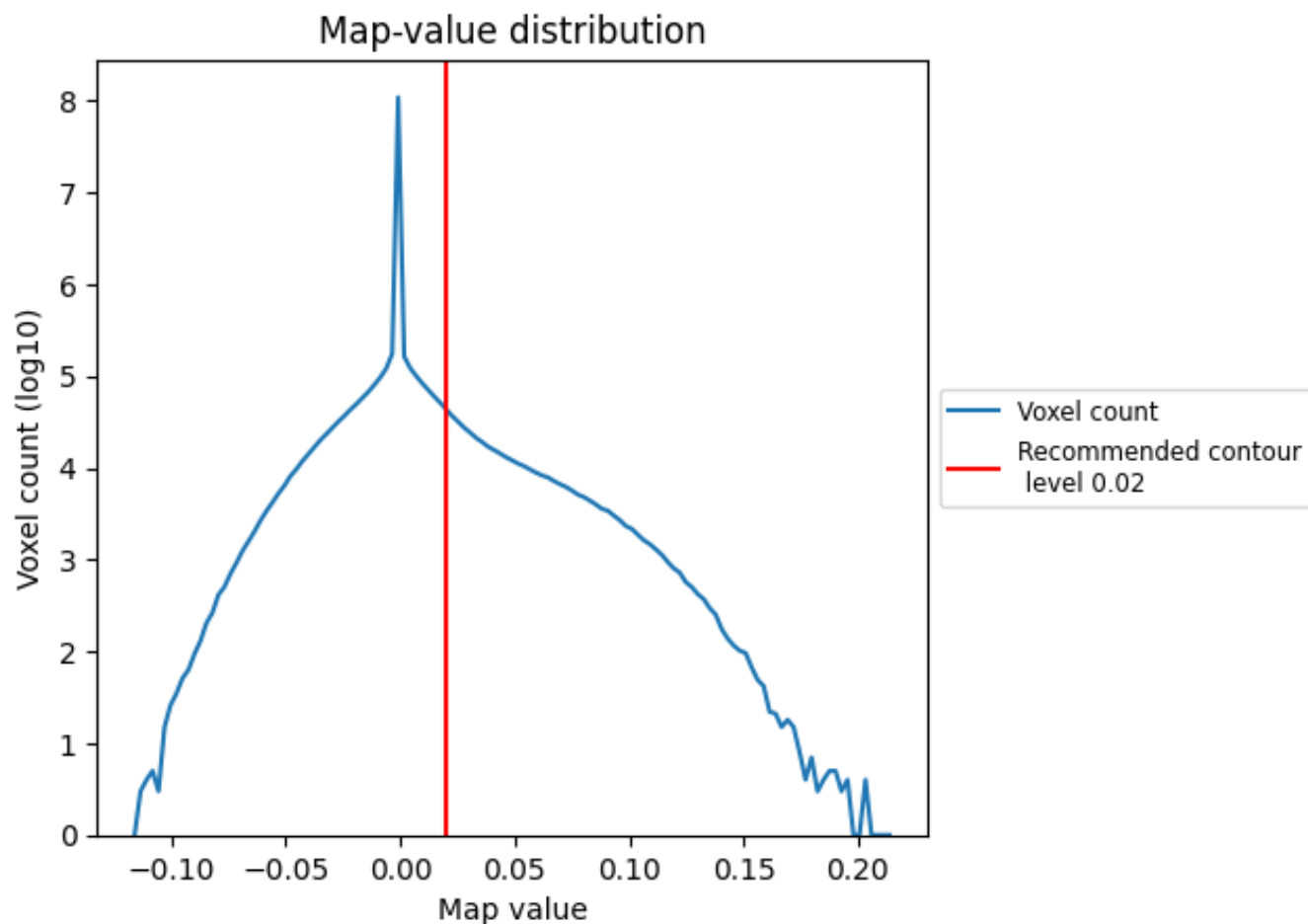
6.6 Mask visualisation [i](#)

This section was not generated. No masks/segmentation were deposited.

7 Map analysis [i](#)

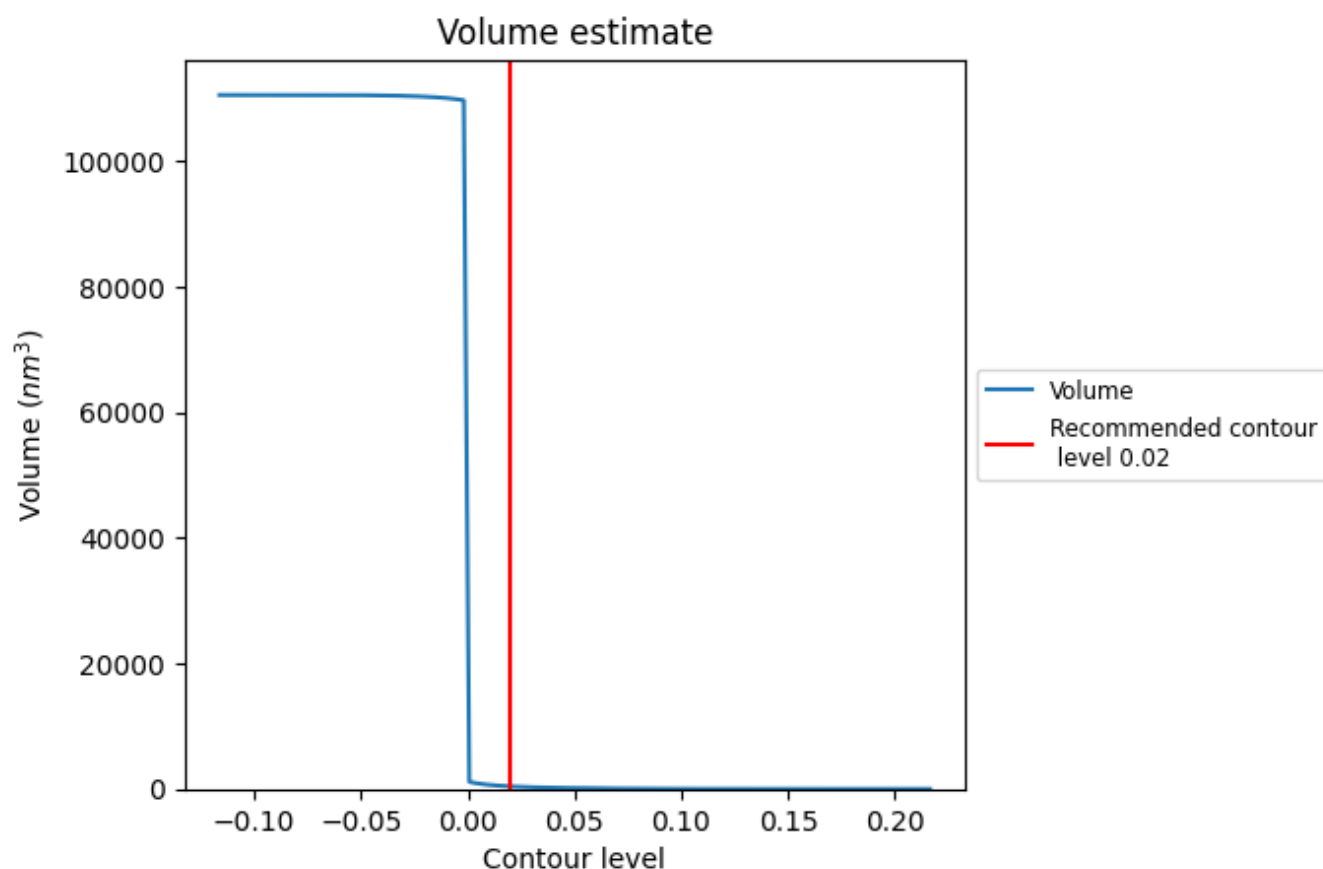
This section contains the results of statistical analysis of the map.

7.1 Map-value distribution [i](#)



The map-value distribution is plotted in 128 intervals along the x-axis. The y-axis is logarithmic. A spike in this graph at zero usually indicates that the volume has been masked.

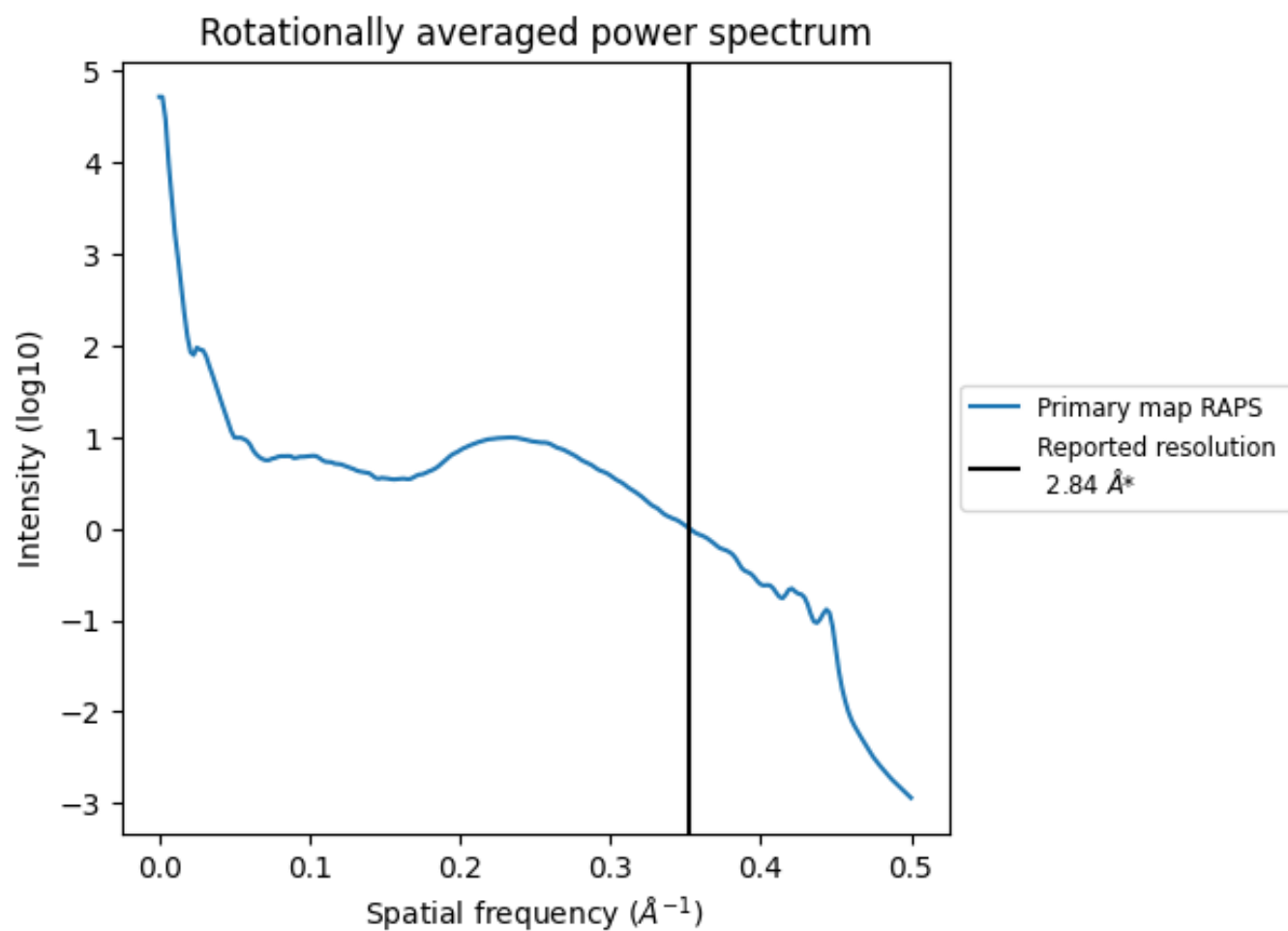
7.2 Volume estimate [i](#)



The volume at the recommended contour level is 408 nm^3 ; this corresponds to an approximate mass of 369 kDa.

The volume estimate graph shows how the enclosed volume varies with the contour level. The recommended contour level is shown as a vertical line and the intersection between the line and the curve gives the volume of the enclosed surface at the given level.

7.3 Rotationally averaged power spectrum ⓘ



*Reported resolution corresponds to spatial frequency of 0.352 Å⁻¹

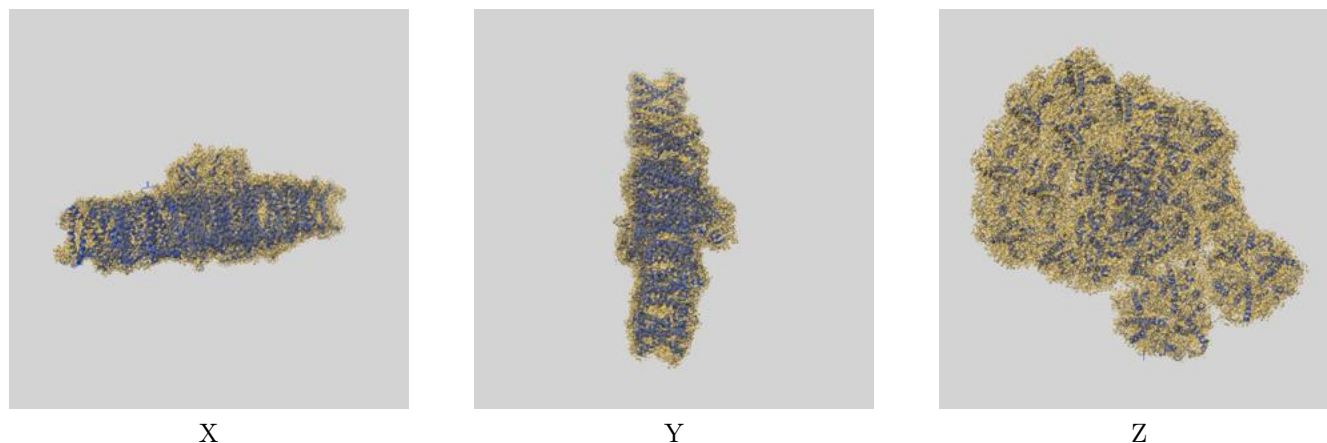
8 Fourier-Shell correlation ⓘ

This section was not generated. No FSC curve or half-maps provided.

9 Map-model fit [i](#)

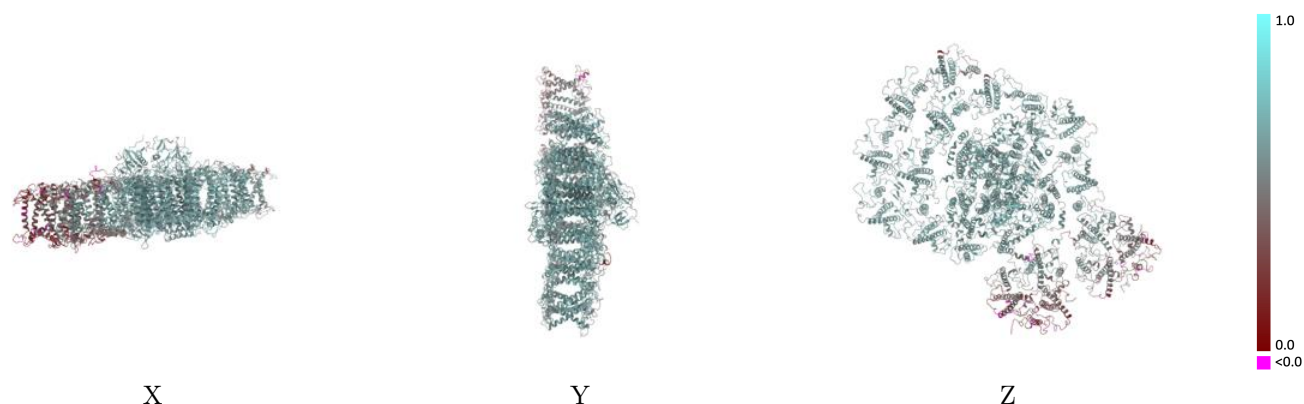
This section contains information regarding the fit between EMDB map EMD-30925 and PDB model 7DZ7. Per-residue inclusion information can be found in section [3](#) on page [45](#).

9.1 Map-model overlay [i](#)



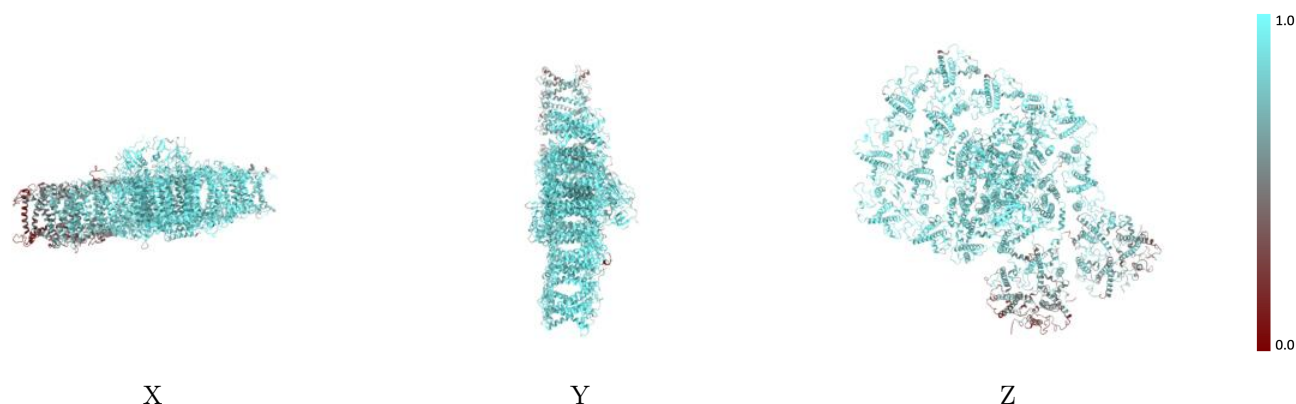
The images above show the 3D surface view of the map at the recommended contour level 0.02 at 50% transparency in yellow overlaid with a ribbon representation of the model coloured in blue. These images allow for the visual assessment of the quality of fit between the atomic model and the map.

9.2 Q-score mapped to coordinate model [i](#)



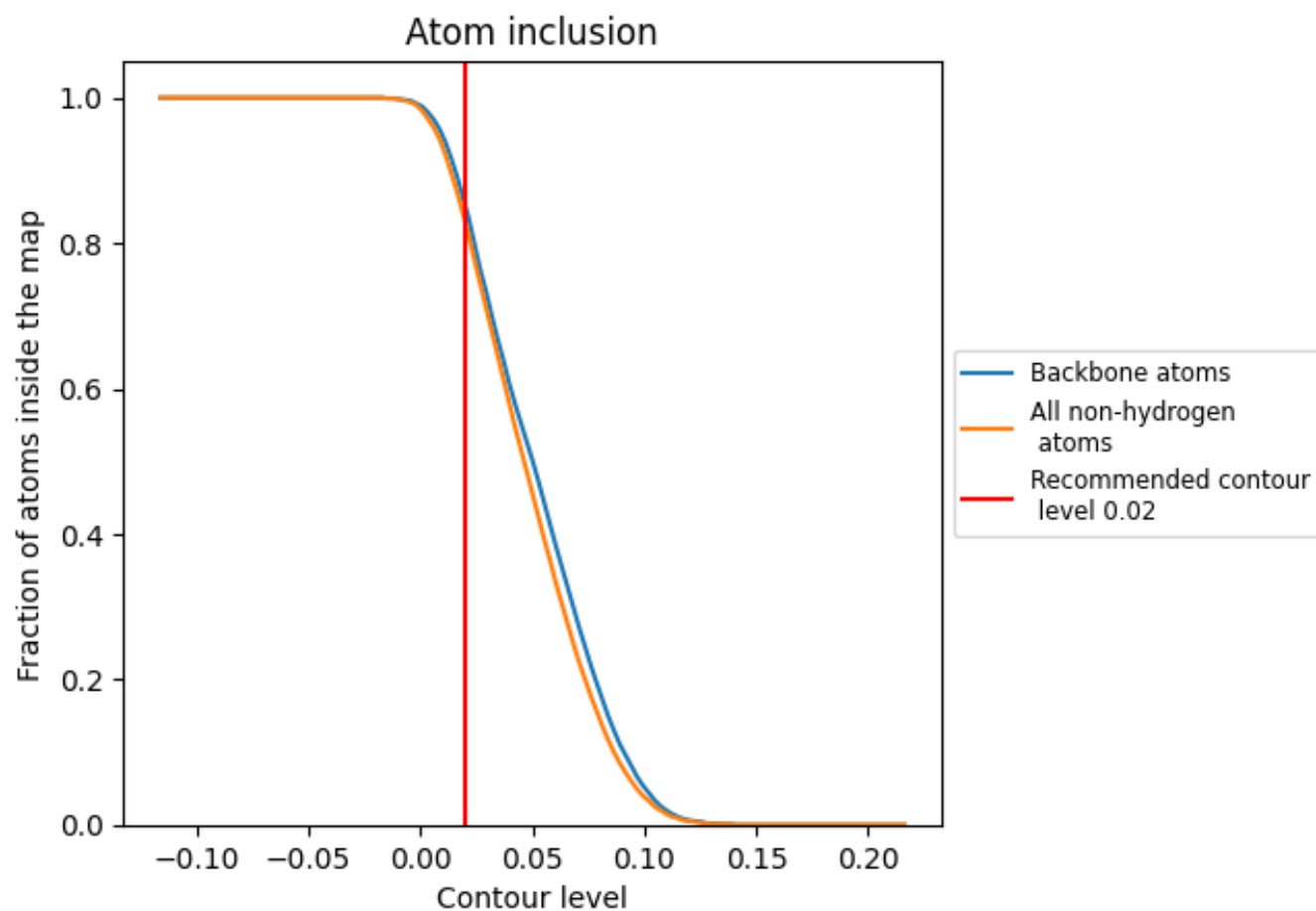
The images above show the model with each residue coloured according its Q-score. This shows their resolvability in the map with higher Q-score values reflecting better resolvability. Please note: Q-score is calculating the resolvability of atoms, and thus high values are only expected at resolutions at which atoms can be resolved. Low Q-score values may therefore be expected for many entries.

9.3 Atom inclusion mapped to coordinate model [i](#)



The images above show the model with each residue coloured according to its atom inclusion. This shows to what extent they are inside the map at the recommended contour level (0.02).





























































9.4 Atom inclusion [i](#)



At the recommended contour level, 85% of all backbone atoms, 83% of all non-hydrogen atoms, are inside the map.

9.5 Map-model fit summary

The table lists the average atom inclusion at the recommended contour level (0.02) and Q-score for the entire model and for each chain.

Chain	Atom inclusion	Q-score
All	 0.8300	 0.5670
1	 0.8790	 0.5940
2	 0.8800	 0.5990
3	 0.9020	 0.6140
4	 0.8490	 0.5800
5	 0.8630	 0.5940
6	 0.8900	 0.5990
7	 0.9060	 0.6200
8	 0.8970	 0.6110
9	 0.8670	 0.5870
A	 0.9410	 0.6400
B	 0.9360	 0.6400
C	 0.9190	 0.6060
D	 0.9060	 0.6130
E	 0.9070	 0.6130
F	 0.8790	 0.6120
G	 0.8270	 0.5770
H	 0.8620	 0.5940
I	 0.8530	 0.5910
J	 0.8680	 0.6090
K	 0.8660	 0.5900
L	 0.9110	 0.6180
O	 0.8830	 0.5910
U	 0.6390	 0.4250
V	 0.7890	 0.5490
W	 0.5720	 0.3910
X	 0.4220	 0.2990
Y	 0.4770	 0.3310
Z	 0.7410	 0.5250
a	 0.8060	 0.5410

